



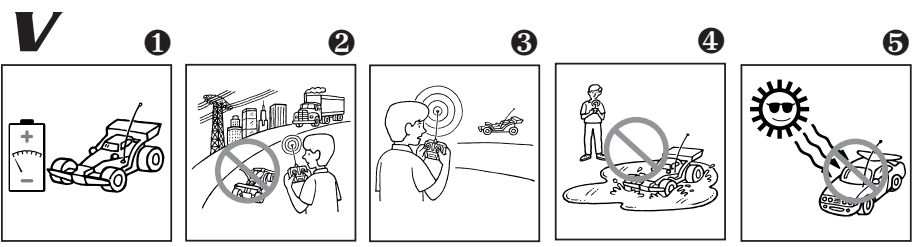
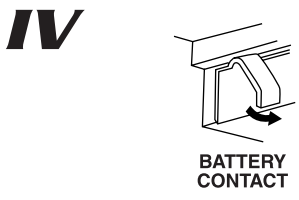
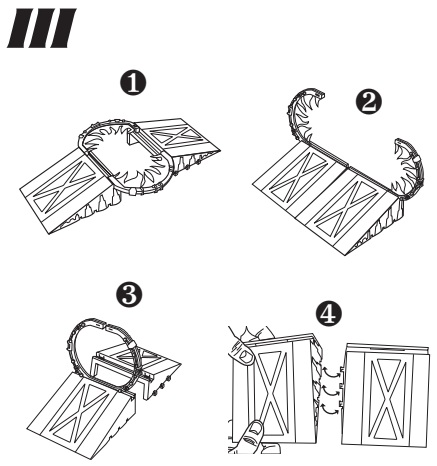
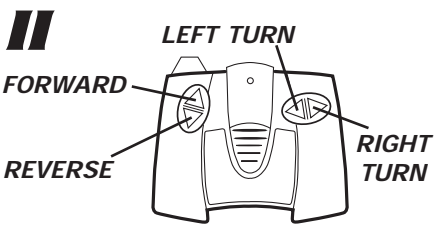
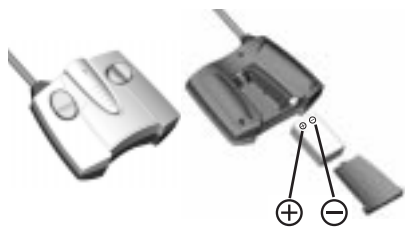
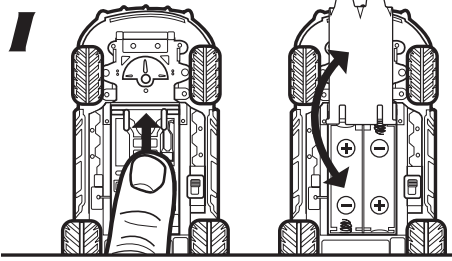
# STUNT PAK™ RING OF FIRE

**TYCO R/C SUPPORT REGISTER YOUR VEHICLE 2 WAYS!**  
**Online...or toll-free!**  
 tyco.com  
 1-888-557-TYCO (8926)  
 If you have questions or problems with your vehicle, DON'T RETURN IT TO THE STORE... get help from the EXPERTS! Just click or call.

Please read thoroughly and retain for future reference.

**CAUTION:** Surfaces may become hot and cause burns if electronics get wet. Do not operate vehicle through water or snow.

97576-0920G1



## I. BATTERY INSTALLATION

### (Transmitter & Vehicle)

- 1 Push vehicle battery door in direction of arrow and swing open. Install 2 AA alkaline batteries, with polarity (+/-) as shown inside battery compartment. Close battery door.
- 2 Push transmitter battery door open. Install 1 9V battery, with polarity (+/-) as shown inside battery compartment. Close battery door.

## II. OPERATION

- 1 FORWARD
- 2 REVERSE
- 3 LEFT TURN
- 4 RIGHT TURN

## III. COOL DAREDEVIL STUNTS

You can assemble your Stunt Pak™ set in lots of different ways – for wild stunts and jumps! 1 2 3 4

Try these cool layouts and stunts – then invent your own! Use the ramps with the hoops – or by themselves!



For the coolest stunts and jumps, back up a few feet and then drive forward toward the ramp!



Your maximum jump distance depends on vehicle speed, battery power and driving surface. Experiment to see how far you can jump!

## IV. BATTERY INFORMATION

Bent or dirty contacts may result in loss of power. If battery does not fit correctly, gently bend back metal contact as shown.

### BATTERY SAFETY INFORMATION

- Insure that battery polarity is correct.
- Use only batteries of the type recommended (or equivalent).
- Do not mix old and new batteries.
- Do not mix alkaline, standard (carbon-zinc), or rechargeable (nickel-cadmium) batteries.
- Remove used-up batteries immediately. Remove batteries if vehicle will not be used for a long period.
- Do not recharge non-rechargeable batteries.
- Do not short-circuit terminals.
- Remove rechargeable batteries before recharging (if the batteries are designed to be removable).
- Recharge batteries only under adult supervision (if the batteries are designed to be removable).
- Dispose of batteries safely. Do not dispose of batteries (or products containing non-replaceable batteries) in fire, as batteries may explode or leak.

### Battery Performance Note:

For best performance use alkaline batteries (where disposable batteries are called for). If your vehicle is supplied with standard (carbon-zinc) batteries for initial use and/or demonstration purposes, we recommend replacing them with alkaline batteries when necessary. Battery life may vary depending on battery brand.

## V. QUICK TIPS

- 1 When your vehicle starts to lose power, it may lose functions or performance. It's time for fresh batteries. Your vehicle's running time may change depending on your driving style.
- 2 Radio interference can make your vehicle run badly. Interference can be caused by other R/C vehicles running on the same frequency; electrical wires; large buildings; or CB radios. Try to stay away from these!
- 3 Point your transmitter up - not down toward your vehicle. If your vehicle gets too far away, it won't work properly.
- 4 Don't drive your vehicle in sand or through water or snow. If your vehicle does get wet, wipe with a towel and allow to dry completely.
- 5 Don't store your vehicle near heat or in direct sunlight. Always turn switches OFF and remove all batteries for storage.

## VI. CONSUMER INFORMATION

### Note to Adults:

To ensure that the child's play is both safe and fun, please review all operating instructions and safety rules with your child.

### Safety Tips

- NEVER drive your vehicle on streets! They're for real cars!
- DO NOT pick up vehicle while in motion.
- Keep fingers, hair and loose clothing away from the tires and the wheel hubs while the vehicle is switched ON.
- Adult supervision is recommended when this vehicle is being operated.
- To avoid accidental operation, remove all batteries when not in use.

## 90-DAY LIMITED WARRANTY TYCO® R/C PRODUCTS

Mattel, Inc. warrants to the original consumer purchaser that this product will be free of defects in material and workmanship for ninety (90) days (unless specified in alternate warranties) from the date of purchase. Mattel will repair or replace the product, at our sole option, in the event of such a defect within the warranty period.

In the event of a defect covered under this warranty, first call the toll-free number listed below. Many problems can be solved in this manner. If necessary, you will be instructed to return the product, postage prepaid and insured, to the address below. Enclose your name, address, dated sales receipt, and a brief explanation of the defect. Repair or replacement, and return shipment, will be free of charge. Please return only the defective part or unit, packed securely.

This warranty does not cover damage resulting from unauthorized modification, accident, misuse or abuse. If the product is returned without a dated sales receipt the product may be excluded from coverage under this warranty.

Mattel's liability for defects in material and workmanship under this warranty shall be limited to repair or replacement, at our sole option, and in no event shall we be responsible for incidental, consequential, or contingent damages (except in those states that do not allow this exclusion or limitation). This warranty is exclusive, and is made in lieu of any express or implied warranty. **Valid only in U.S.A.** This warranty gives you specific legal rights and you may have other rights, which vary from state to state. Some states do not allow the exclusion of incidental or consequential damages, so the above exclusions or limitations may not apply to you.

TOLL-FREE NUMBER: 1-888-557-TYCO (8926) (valid only in U.S.A.)

Hours: 8:00 A.M. - 6:00 P.M. Eastern Time: Monday - Friday. Expect some delay in January following the holiday season. Please be patient and keep trying the toll-free number.

### ADDRESS FOR RETURNS:

CONSUMER RELATIONS, 636 GIRARD AVENUE, EAST AURORA, NY 14052.

© 2000 Mattel, Inc., Mt. Laurel, NJ 08054 U.S.A.  
PRINTED IN CHINA. All Rights Reserved. ® and ™ designate U.S. trademarks of Mattel, Inc.

Retain this address for future reference: Mattel U.K. Ltd., Vanwall Business Park, Maldenhead SL6 4UB, Mattel Australia Pty., Ltd., Richmond, Victoria 3121 - Consumer Advisory Service: 1800 800 812 (valid only in Australia), Mattel East Asia Limited, 930 Ocean Centre, Harbour City, HK, China.

### COMPLIANCE WITH FCC REGULATIONS

THIS DEVICE COMPLIES WITH PART 15 OF FCC RULES. OPERATION OF THIS DEVICE IS SUBJECT TO THE FOLLOWING TWO CONDITIONS:

- (1) THIS DEVICE MAY NOT CAUSE HARMFUL INTERFERENCE.
  - (2) THIS DEVICE MUST ACCEPT ANY HARMFUL INTERFERENCE THAT MAY CAUSE UNDESIRABLE OPERATION.
- This device generates and uses radio frequency energy and if not used properly may

cause interference to radio and television reception. It has been tested and found to comply with the limits set by the FCC, which are designed to provide reasonable protection against such interference.



**CAUTION:** Changes or modifications not expressly approved by the manufacturer responsible for compliance could void the user's authority to operate the equipment.