



⚠ CAUTION: Surfaces may become hot and cause burns if electronics get wet. Do not operate vehicle through water or snow.

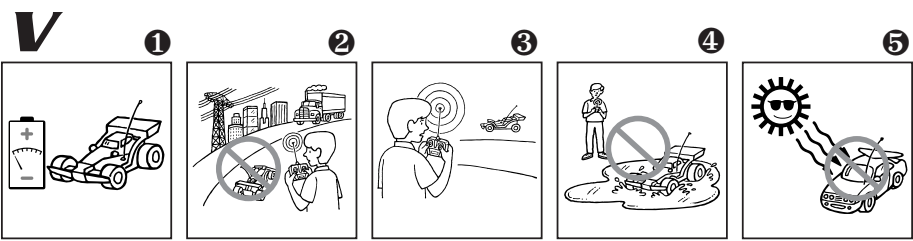
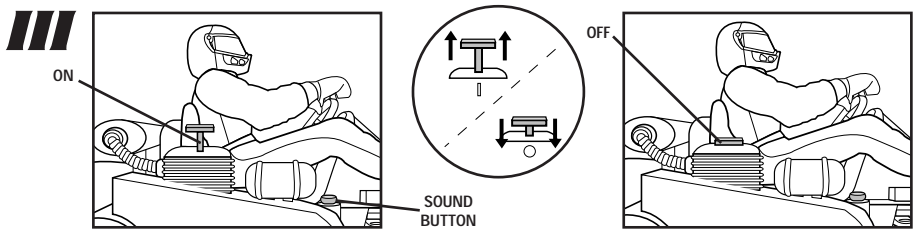
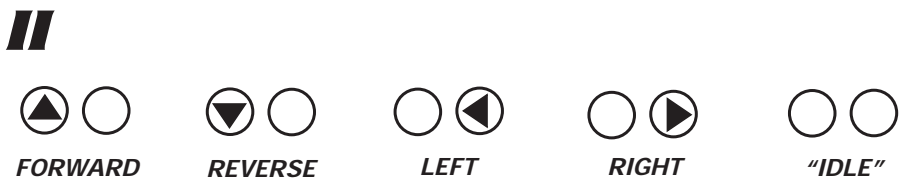
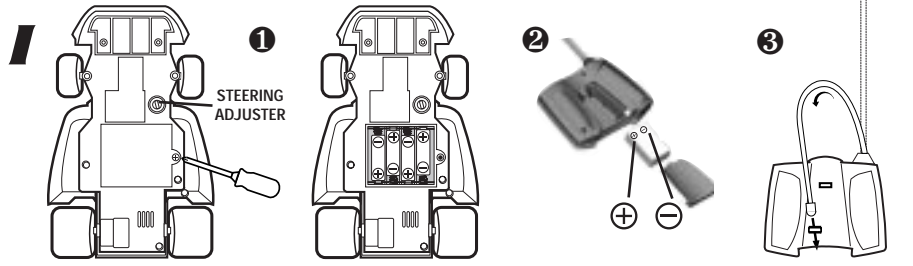
SCREAMIN' KART™

(U.S. CONSUMERS ONLY)
TYCO R/C SUPPORT REGISTER YOUR VEHICLE 2 WAYS!
Online...or toll-free!
tyco.com
1-888-557-TYCO (8926)
If you have questions or problems with your vehicle, **DON'T RETURN IT TO THE STORE...** get help from the EXPERTS! Just click or call.

OWNER'S MANUAL

Please read thoroughly before operating your vehicle. Keep these instructions for future reference: they contain important information.

(UK CONSUMERS ONLY)
CUSTOMER SERVICE NUMBER
0800 212751



I. BATTERY INSTALLATION

Transmitter & Vehicle

- Use a screwdriver (not included) to open battery door. Install 4 AA alkaline batteries with polarity (+/-) as shown inside battery compartment. Close battery door and tighten screw.
- Push transmitter battery door open. Install 1 9V battery with polarity (+/-) as shown inside battery compartment. Close battery door.
- Your antenna makes a carry loop! Insert it into the holder as shown. Clip it to your belt... or to the bumper of your R/C vehicle for storage.



Be sure to remove the antenna from the holder before operating the transmitter. The antenna should be fully extended for best results.

II. OPERATION

- | | |
|-------------|--------------|
| ① FORWARD | ④ RIGHT TURN |
| ② REVERSE | ⑤ "IDLE" |
| ③ LEFT TURN | |

III. COOL "GAS ENGINE" SOUNDS

- | | |
|-------|----------------|
| ① ON | ④ SOUND BUTTON |
| ② OFF | |

Your vehicle features a special "gas engine" sound feature. When you turn the vehicle ON, you'll hear a cool "idle" sound. Push the left transmitter button forward. You'll hear the "engine" build up the "RPMs" - just like a real go-kart - and then your vehicle will drive forward. Listen for the cool "ratcheting gear" sounds as the engine "shifts" into high gear. Release the transmitter buttons and the "engine" will drop back down to "idle."



To save battery power, the "idle" sound will cut off automatically after a brief period. You'll still be able to drive and control your vehicle by pushing the transmitter buttons. To turn the "idle" sound back on, just turn the vehicle OFF and ON again.



When the vehicle is switched ON, you can push the "sound" button anytime to hear the cool "engine" sounds!

IV. BATTERY INFORMATION

BATTERY SAFETY INFORMATION

- Insure that battery polarity is correct.
- Use only batteries of the type recommended (or equivalent).
- Do not mix old and new batteries.
- Do not mix alkaline, standard (carbon-zinc), or rechargeable (nickel-cadmium) batteries.
- Remove used-up batteries immediately. Remove batteries if vehicle will not be used for a long period.
- Do not recharge non-rechargeable batteries.
- Do not short-circuit terminals.
- Remove rechargeable batteries before recharging (if the batteries are designed to be removable).
- Recharge batteries only under adult supervision (if the batteries are designed to be removable).
- Dispose of batteries safely. Do not dispose of batteries (or products containing non-replaceable batteries) in fire, as batteries may explode or leak.

Battery Performance Note:

For best performance use alkaline batteries (where disposable batteries are called for). If your vehicle is supplied with standard (carbon-zinc) batteries for initial use and/or demonstration purposes, we recommend replacing them with alkaline batteries when necessary. Battery life may vary depending on battery brand.

V. QUICK TIPS

- When your vehicle starts to lose power, it may lose functions or performance. It's time for fresh batteries. Your vehicle's running time may change depending on your driving style.
- Radio interference can make your vehicle run badly. Interference can be caused by other R/C vehicles running on the same frequency; electrical wires; large buildings; or CB radios. Try to stay away from these!
- Point your transmitter up - not down toward your vehicle. If your vehicle gets too far away, it won't work properly.
- Don't drive your vehicle in sand or through wet water or snow. If your vehicle does get wet, wipe with a towel and allow to dry completely.
- Don't store your vehicle near heat or in direct sunlight. Always turn switches OFF and remove all batteries for storage.

VI. CONSUMER INFORMATION

Note to Adults:

To ensure that the child's play is both safe and fun, please review all operating instructions and safety rules with your child.

Safety Tips

- NEVER drive your vehicle on streets! They're for real cars!
- DO NOT pick up vehicle while in motion.
- Keep fingers, hair and loose clothing away from the tires and the wheel hubs while the vehicle is switched ON.
- Adult supervision is recommended when this vehicle is being operated.
- To avoid accidental operation, remove all batteries when not in use.

TYCO® R/C 90 DAY LIMITED WARRANTY (UK ONLY)

This product is thoroughly tested and inspected before shipment and is guaranteed to be free from factory defects in material and workmanship for a period of 90 days from the date of purchase. Mattel will repair or replace any defective part or unit free of charge during this period. This warranty is valid provided the product has been operated in accordance with the instructions and proof of purchase is furnished. This warranty does not apply to worn or defective batteries, or to items which have been damaged or abused by the consumer. This warranty gives you specific legal rights and is in addition to and does not diminish your statutory or other legal rights. IMPORTANT: Please return your product in its original package and keep a record of what you return.

90-DAY LIMITED WARRANTY - TYCO® R/C PRODUCTS (U.S. ONLY)

Mattel, Inc. warrants to the original consumer purchaser that this product will be free of defects in material and workmanship for ninety (90) days (unless specified in alternate warranties) from the date of purchase. Mattel will repair or replace the product, at its sole option, in the event of such a defect within the warranty period.

In the event of a defect covered under this warranty, first call the toll-free number listed below. Many problems can be solved in this manner. If necessary, you will be instructed to return the product, postage prepaid and insured, to the address below. Enclose your name, address, dated sales receipt, and a brief explanation of the defect. Repair or replacement, and return shipment, will be free of charge. Please return only the defective part or unit, packed securely.

This warranty does not cover damage resulting from unauthorized modification, accident, misuse or abuse. If the product is returned without a dated sales receipt the product may be excluded from coverage under this warranty.

Mattel's liability for defects in material and workmanship under this warranty shall be limited to repair or replacement, at its sole option, and in no event shall we be responsible for incidental, consequential, or contingent damages (except in those states that do not allow this exclusion or limitation). This warranty is exclusive, and is made in lieu of any express or implied warranty. Valid only in U.S.A. This warranty gives you specific legal rights and you may have other rights, which vary from state to state. Some states do not allow the exclusion of incidental or consequential damages, so the above exclusions or limitations may not apply to you.

TOLL-FREE NUMBER: 1-888-557-TYCO (8926) (valid only in U.S.A.)

Hours: 8:00 A.M. - 6:00 P.M. Eastern Time: Monday - Friday. Expect some delay in January following the holiday season. Please be patient and keep trying the toll-free number.

ADDRESS FOR RETURNS: CONSUMER RELATIONS, 636 GIRARD AVENUE, EAST AURORA, NY 14052



Meets requirements of European Council Directives - 99/5/EC, 89/336/EEC, 88/378/EEC. Suitable for use in all EU member states.

Conforme aux Directives du Conseil des Communautés européennes - 99/5/CE, 89/336/CEE, 88/378/CEE. Compatible dans tous les pays membres de l'Union européenne.

Entspricht den grundlegenden Anforderungen der europäischen Richtlinien - 1999/5/EG, 89/336/EWG, 88/378/EWG. Zum Gebrauch in allen EU-Mitgliedsstaaten geeignet.

A norma delle Direttive del Consiglio Europeo - 99/5/CE, 89/336/CEE, 88/378/CEE. Utilizzabile in tutti gli stati membri dell'Unione Europea.

Voldoet aan EU-Richtlijnen 99/5/EG, 89/336/EEG, 88/378/EEG. Geschikt voor gebruik in alle EU-landstaten.

Cumple con las directivas del Consejo Europeo - 99/5/EC, 89/336/EEC, 88/378/EEC. Apto para utilización en todos los países miembros de la UE.

Respeita as Directivas do Conselho Europeu - 99/5/CE, 89/336/CEE, 88/378/CEE. Compatível em todos os Estados-membros da UE.

Uppfyller kraven i Europeiska rådets direktiv 99/5/EG, 89/336/EEG, 88/378/EEG. Kan användas i samtliga EU-medlemsstater.

Täydyttää Euroopan neuvoston direktiivien 99/5/EC, 89/336/EEC ja 88/378/EEC vaatimukset. Sopii käytettäväksi kaikissa EU:n jäsenmaissa.

Συμμορφώνεται με τις προδιαγραφές των οδηγιών του Ευρωπαϊκού Συμβουλίου - 99/5/ΕΕ, 89/336/ΕΟΚ, 88/378/ΕΟΚ. Κατάλληλο για χρήση σε όλες τις χώρες-μέλη της Ευρωπαϊκής Ένωσης.

© 2001 Mattel, Inc., Mt. Laurel, NJ 08054 U.S.A.
PRINTED IN CHINA. All Rights Reserved. ® and ™ designate U.S. Trademarks of Mattel, Inc. Retain this address for future reference: Mattel U.K., Ltd., Vanwall Business Park, Maidenhead SL6 4UB, Maidenhead, UK. Mattel Australia Pty. Ltd., Richmond, Victoria 3121 - Consumer Advisory Service: 1800 800 812 (valid only in Australia). Mattel East Asia Limited, 930 Ocean Centre, Harbour City, HK, China.

COMPLIANCE WITH FCC REGULATIONS
 THIS DEVICE COMPLIES WITH PART 15 OF FCC RULES. OPERATION OF THIS DEVICE IS SUBJECT TO THE FOLLOWING TWO CONDITIONS:
 (1) THIS DEVICE MAY NOT CAUSE HARMFUL INTERFERENCE.



CAUTION: Changes or modifications not expressly approved by the manufacturer responsible for compliance could void the user's authority to operate the equipment.