



Or ...
Just go play!


Place flying disc on
Shannen™ doll's hand.



Attach disc or play bone to
Scooch™ toy's mouth by
pressing fabric fastener to
toy's tongue!

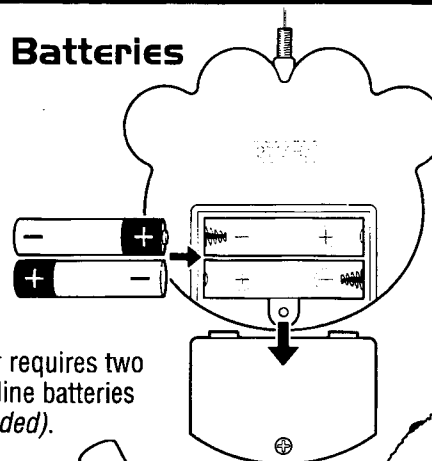


FABRIC
FASTENER

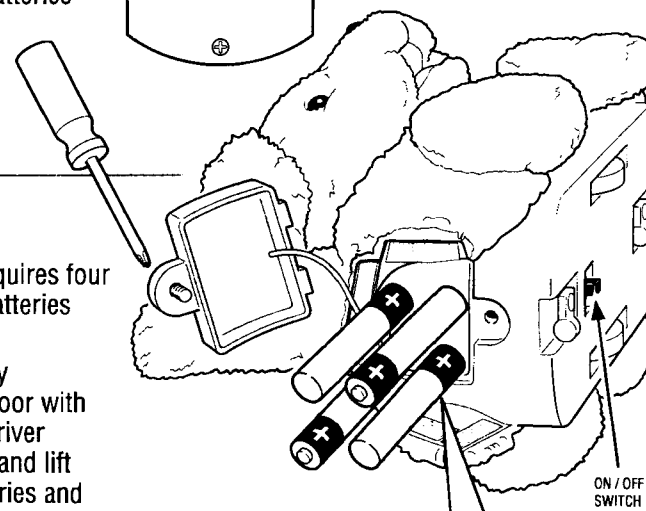


Change skates back to sneakers!
Push in one wheel at a time.

Install Batteries



1.
Controller requires two
"AA" alkaline batteries
(not included).



2.
Scooch™ toy requires four
"AA" alkaline batteries
(not included).
Unscrew battery
compartment door with
Phillips screwdriver
(not included), and lift
off. Insert batteries and
replace door.

ON / OFF
SWITCH

WHEN CHANGING BATTERIES,
MAKE SURE THAT PLUSH FABRIC
IS CLEAR OF BATTERY CONTACTS
AND DOOR.

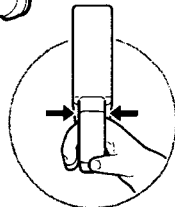
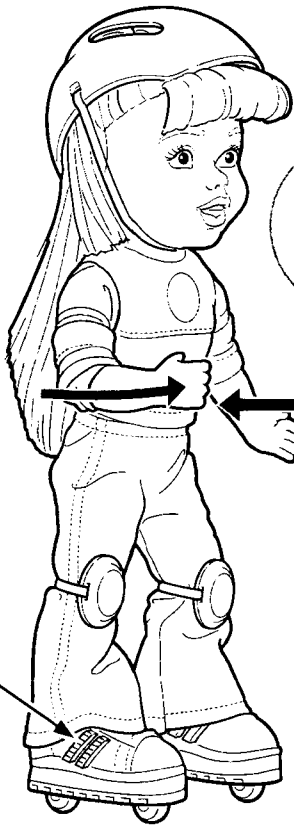
Battery Safety Information:

1. Non-rechargeable batteries are not to be recharged.
2. Rechargeable batteries are to be removed from the product before they are charged.
3. If removable rechargeable batteries are used, they are only to be charged under adult supervision.
4. Do not mix alkaline, standard (carbon-zinc), or rechargeable (nickel-cadmium) batteries.
5. Do not mix old batteries and new batteries.
6. Only batteries of the same or equivalent type as recommended are to be used.
7. Be sure to insert batteries with the correct polarities and always follow the toy and battery manufacturer's instructions.
8. Exhausted batteries are to be removed from the product.
9. The supply terminals are not to be short-circuited.
10. Dispose of batteries safely.
11. Do not dispose of in fire as batteries may explode or leak.
12. Products with non-replaceable batteries are not to be disposed of in a fire as the batteries inside may explode or leak.

Go for a walk!

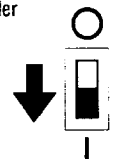
1.
Rotate Shannen™ doll's arm inward until it clicks into place.

3.
Press in BOTH stripes on outside of each sneaker to make skate wheels pop out!



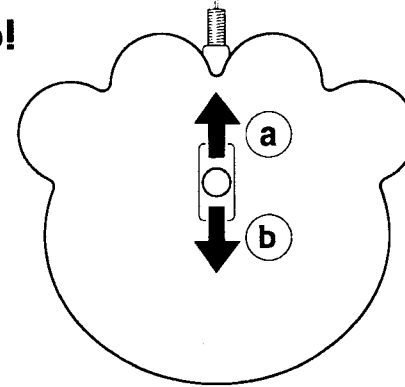
2.
Attach leash to doll's hand.
(Doll's knuckles facing FORWARD).

5. Turn switch ON (under Scooch™ toy) to "I" position.
ALWAYS turn switch OFF to "O" position when finished playing.

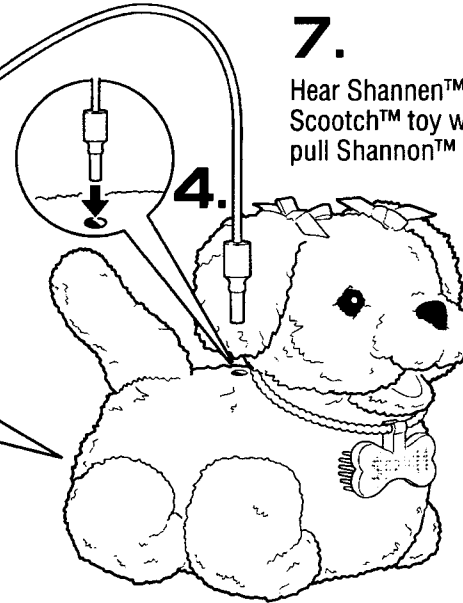


6. Make Scooch™ toy go!

- a. GO STRAIGHT**
Push joystick **forward** and Scooch™ toy moves straight ahead!
- b. MAKE TURNS**
Push joystick **backward** and Scooch™ toy turns counter-clockwise circles!



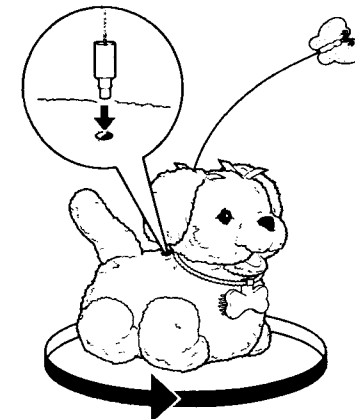
7.
Hear Shannen™ doll "ask" Scooch™ toy to GO!
Scooch™ toy will make happy barking sounds and pull Shannen™ doll for a "walk"!



Go chase a butterfly!

Remove leash from Scooch™ toy and attach butterfly instead! Use the control to move Scooch™ toy forward and in circles. Scooch™ toy will make happy "barking" sounds.

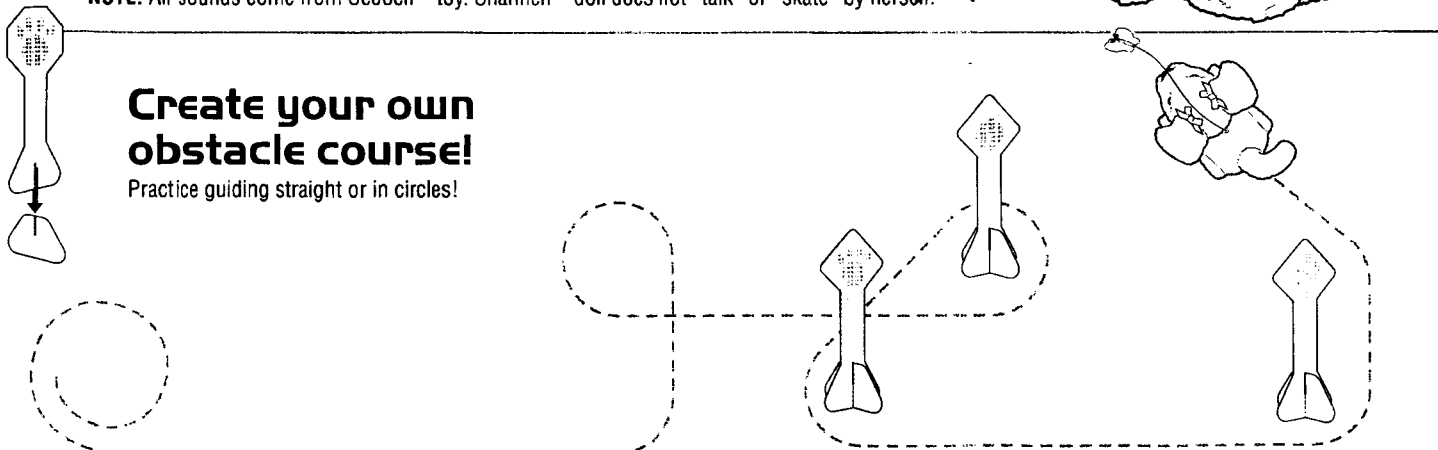
NOTE: All sounds come from Scooch™ toy. Shannen™ doll does not "talk" by herself.



NOTE: All sounds come from Scooch™ toy. Shannen™ doll does not "talk" or "skate" by herself.

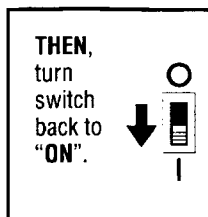
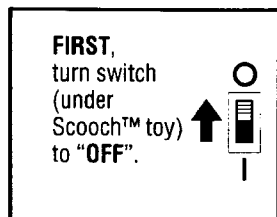
Create your own obstacle course!

Practice guiding straight or in circles!



SLEEP MODE

After 5 minutes of inactivity, Scooch™ toy will automatically turn off. To resume play, switch the "On/Off" switch to the "O" position (OFF) then to the "I" position (ON). Turn switch to "O" position (OFF) if you expect to not play with Scooch™ toy for an extended period of time.



QUICK TIPS

1. When Scooch™ toy does not respond, slows down, or loses range, change the batteries. Your toy's running time may change depending on length of playing time.
2. Radio interference can make Scooch™ toy run badly. Interference can be caused by other R/C vehicles running on the same frequency; electrical wires; large buildings; or CB radios. Try to stay away from these!
3. Works best away from high voltage power lines, large buildings and walls.
4. Operating multiple toys with the same frequency in close proximity will cause interference and poor performance. Shannen™ doll and Scooch™ toy operate in a 27 MHz frequency. Use 2 different frequencies (27 MHz and 49 MHz) for playing together with two different toys.
5. Point your transmitter up – not down toward Scooch™ toy. If the toy gets too far away, it will not work properly.
6. This product is recommended for smooth surfaces such as linoleum and wood floors.
7. Do not operate your toy in sand, over bumpy/rough surfaces, or through water or snow. If Scooch™ toy does get wet, wipe with a towel and allow to dry completely.
8. Always turn switches OFF and remove all batteries for storage.
9. If transmitter is accidentally dropped in the water, remove batteries and allow transmitter to air dry. Replace with fresh batteries before operating.

CLEANING: Surface washable only.

SAFETY PRECAUTIONS

Adults, this toy is recommended for children 6 years of age and older. To ensure that the child's play is both safe and fun, please review the operating instructions and these general rules with the child.

- DO NOT pick up toys while in motion.
- Keep fingers, hair and loose clothing away from the wheels while Scooch™ toy is switched to ON.
- Adult supervision is recommended during operation of this toy.
- To avoid accidental operation, remove batteries when not in use.
- Play safely! DO NOT operate your toy in the streets!

CAUTION:
To prevent entanglement, keep hair away from wheels.

WARNING:
CHOKING HAZARD - Toy contains small balls and small parts. Not for children under 3 years.

COMPLIANCE WITH FCC REGULATIONS

THIS DEVICE COMPLIES WITH PART 15 OF FCC RULES. OPERATION IS SUBJECT TO THE FOLLOWING TWO CONDITIONS: (1) THIS DEVICE MAY NOT CAUSE HARMFUL INTERFERENCE. (2) THIS DEVICE MUST ACCEPT ANY INTERFERENCE RECEIVED, INCLUDING INTERFERENCE THAT MAY CAUSE UNDESIRE OPERATION.

This equipment has been tested and found to comply with the limits for a Class B digital device, pursuant to part 15 of the FCC rules. These limits are designed to provide reasonable protection against harmful interference in a residential installation. This equipment generates, uses and can radiate radio frequency energy and, if not installed and used in accordance with the instructions, may cause harmful interference to radio communications. However, there is no guarantee that interference will not occur in a particular installation. If this equipment does cause harmful interference to radio or television reception, which can be determined by turning the equipment off and on, the user is encouraged to try to correct the interference by one or more of the following measures:

- Reorient or relocate the receiving antenna.
- Increase the separation between the equipment and receiver.
- Consult the dealer or an experienced radio/TV technician for help.

Mattel Inc., 333 Continental Blvd., El Segundo, CA, (310) 252-2400

CAUTION: Changes or modifications not expressly approved by the manufacturer responsible for compliance could void the user's authority to operate the equipment.

THIS CLASS B DIGITAL APPARATUS COMPLIES WITH CANADIAN ICES-003.

CET APPAREIL NUMERIQUE DE LA CLASSE B EST CONFORME A LA NORME NMB-003 DU CANADA.

**Radio-controlled toy from up to 30 feet (9 m) away
This product operates at a frequency of 27 MHz.**

90-DAY LIMITED WARRANTY TYCO® R/C PRODUCTS

Mattel, Inc. warrants to the original consumer purchaser that this product will be free of defects in material and workmanship for ninety (90) days (unless specified in alternate warranties) from the date of purchase. Mattel will repair or replace the product, at our sole option, in the event of such a defect within the warranty period. In the event of a defect covered under this warranty, first call the toll-free number listed below. Many problems can be solved in this manner. If necessary, you will be instructed to return the product, postage prepaid and insured, to the address below. Enclose your name, address, dated sales receipt, and a brief explanation of the defect. Repair or replacement, and return shipment, will be free of charge. Please return only the defective part or unit, packed securely. This warranty does not cover damage resulting from unauthorized modification, accident, misuse or abuse. If the product is returned without a dated sales receipt the product may be excluded from coverage under this warranty. Mattel's liability for defects in material and workmanship under this warranty shall be limited to repair or replacement, at our sole option, and in no event shall we be responsible for incidental, consequential, or contingent damages (except in those states that do not allow this exclusion or limitation). This warranty is exclusive, and is made in lieu of any express or implied warranty. **Valid only in U.S.A.** This warranty gives you specific legal rights and you may have other rights, which vary from state to state. Some states do not allow the exclusion of incidental or consequential damages, so the above exclusions or limitations may not apply to you.

TOLL-FREE NUMBER: 1-888-557-TYCO (8926) (valid only in U.S.A.) Hours: 8:00 A.M. - 5:00 P.M. Eastern Time; Monday - Friday. Expect some delay in January following the holiday season. Please be patient and keep trying the toll-free number.

**ADDRESS FOR RETURNS:
CONSUMER RELATIONS
636 GIRARD AVENUE
EAST AURORA, NY 14052**

CONSUMER INFORMATION

YOU CAN TELL IT'S MATTEL!™ CALL us toll-free or write with any comments or questions about our products or service. Monday-Friday 9:00 a.m.-6:00 p.m. Eastern Time. Outside U.S.A., see telephone directory for Mattel listing.

Consumer Relations, Mattel, Inc.
333 Continental Blvd.
El Segundo, CA 90245 USA

1(800)524-TOYS


WE ARE DEDICATED TO QUALITY PRODUCTS.



Ages 6+

Shannen & Scooch

INSTRUCTIONS



This product is recommended for smooth surfaces such as linoleum and wood floors. Not recommended for use on loose dirt or rough, bumpy or wet surfaces. Do not immerse in water.

Keep these instructions for future reference as they contain important information.

© 2003 Mattel, Inc., El Segundo, CA 90245 U.S.A. All Rights Reserved.

Mattel Canada Inc., Mississauga, Ontario L5R 3W2. You may call us free at 1-800-665-6288.

Mattel U.K. Ltd., Vanwall Business Park, Maidenhead SL6 4UB. Helpline: 01628500303.

Mattel Australia Pty., Ltd., Richmond, Victoria. 3121. Consumer Advisory Service - 1300 135 312.


Mattel East Asia Ltd., Room 1106, South Tower, World Finance Centre, Harbour City, Tsimshatsui, HK, China
Ditmpor & Diedarkan Oleh: Mattel SEA Ptd Ltd.(993532-P) Lot 13.5, 13th Floor, Menara Lien Hoe, Persiaran

Tropicana Golf Country Resort, 47410 PJ. Tel:03-78803817, Fax:03-78803867.

Mattel, Inc., El Segundo, CA 90245 U.S.A. Consumer Affairs 1 (800) 524-Toys.

You can make Shannen™ doll and Scooch™ toy “snuggle” and “kiss”!

Place Shannen™ doll's lips close to Scooch™ toy's nose to hear happy “loving” and “kissing”.sounds



A bracelet for YOU or a brush for Shannon™ doll!



NOTE: Product contains a magnet. Do not use around items that are sensitive to or affected by magnetic fields.