

TROUBLESHOOTING

If Serafina® cat does not respond properly in **Manual Mode**:

- Make sure 3 new "AA" batteries are installed in Serafina® cat, and power switch is turned "ON" (I).
- Toy will respond fully in manual mode when the included audio CD, *Serafina's Adventure*®, is not playing.

If Serafina® cat does not respond properly in **AUDIO/VIDEO Mode**:

- Make sure 3 new "AA" batteries are installed in Serafina® cat, and 1 new 9 volt battery is installed in jewelry box. Turn both power switches to "ON" (I).
- Place **jewelry box** directly in front of audio speaker, and no more than 6 inches away.
- To respond properly, Serafina® cat may be no more than 15 feet away from **jewelry box**.
- This toy will *ONLY* respond to the included audio program, "*Serafina's Adventure*®", and with soon to be released Serafina DVD's and Videos (each sold separately and subject to availability).

This product complies with part 15 FCC Rules.

Operation is subject to the following two conditions: (1) This device may not cause harmful interference, and (2) this device must accept any interference received, including interference that may cause undesired operation of the device.

NOTE: Changes or modifications not expressly approved by the manufacturer responsible for compliance could void the user's authority to operate the equipment."

This product complies with RSS-210 of Industry Canada.

Operation is subject to the following two conditions: (1) this device may not cause harmful interference, and (2) this device must accept any interference received, including interference that cause undesired operation.

Ce dispositif est conforme au CNR-210 d'Industrie Canada.

L'utilisation de ce dispositif est autorisée seulement aux conditions suivantes : (1) il ne doit pas produire de brouillage et (2) l'utilisateur du dispositif doit être prêt à accepter tout brouillage radioélectrique reçu, même si ce brouillage est susceptible de compromettre le fonctionnement du dispositif.

433 MHz TX RF = dBµV/m@3m

Barbie.
com

CONSUMER INFORMATION

YOU CAN TELL IT'S MATTEL!™ CALL us toll-free or write with any comments or questions about our products or service. Monday-Friday 8:00 a.m. - 6:00 p.m. Eastern Time. Outside U.S.A., see telephone directory for Mattel listing.

Consumer Relations, Mattel, Inc.
333 Continental Blvd.
El Segundo, CA 90245 USA

1 (800) 524-TOYS

WE ARE DEDICATED TO QUALITY PRODUCTS.

Mattel Canada Inc., Mississauga, Ontario L5R 3W2. You may call us free at 1-800-665-6288.

Mattel East Asia Ltd, Room 1106, South Tower, World Finance Centre,
Harbour City, Tsimshatsui, HK, China

Dlimport & Diedarkan Oleh: Mattel SEA Ptd Ltd (993532-P) Lot 13.5, 13th Floor, Menara Lien Hoe, Persiaran
Tropicana Golf Country Resort, 47410 PJ. Tel:03-78803817, Fax:03-78803867.

Barbie



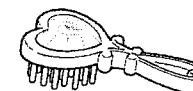

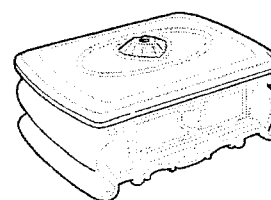
B5881-0920G2

the Princess and the Pauper

Serafina™

INSTRUCTIONS

Contents:



**1-9V & 3AA
BATTERIES
REQUIRED**

Colors and decorations may vary from those shown.

Includes 3 AA batteries for the cat. Requires one 9-volt battery for the jewelry box.

Dispose of batteries safely.

433 MHz

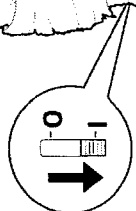
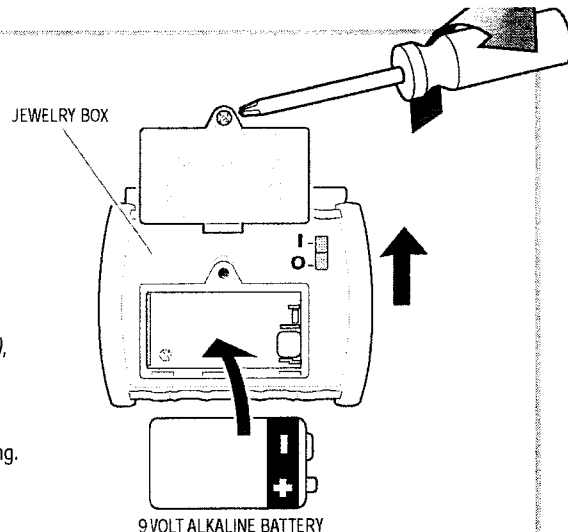
Please remove everything from the package and compare to the contents shown here.

If any items are missing, please call 1-800-524-TOYS.

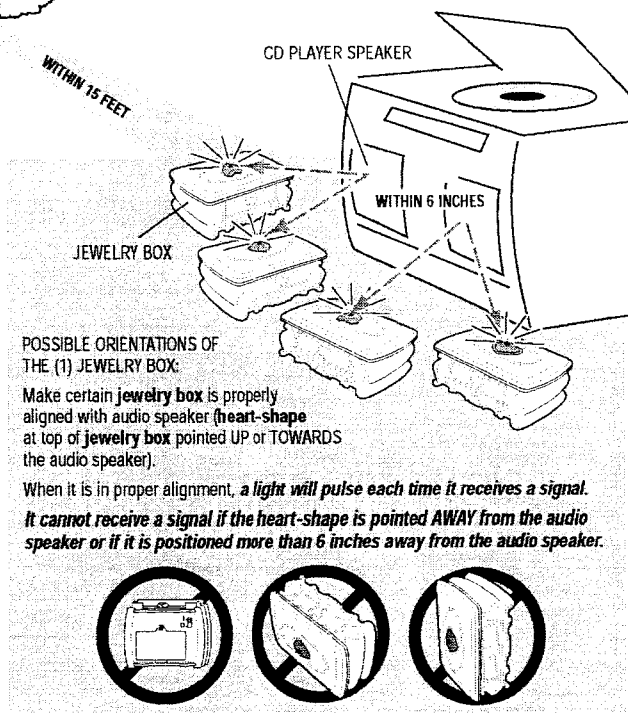
Keep these instructions for future reference as they contain important information.

2: AUDIO Interactive Mode
... And
3: VIDEO Interactive Mode

- a. Unscrew battery door with Phillips screwdriver (not included). Insert 1 new 9 volt Alkaline battery (not included), and replace door.
- b. Set switch position to "ON" (I).
Turn switch to "OFF" (O) when finished playing.



- c. Place Serafina cat® within 15 feet of the jewelry box.
- d. Set switch position on cat to "ON" (I).
- e. Place jewelry box within 6 inches of CD player speaker.
- f. Insert CD, "Serafina's Adventure"® into CD player and press "PLAY" to begin the audio program.



Continued on back page...

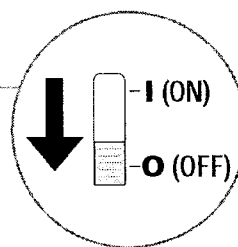

HELPFUL HINTS:

In 'AUDIO/VIDEO' Interactive Mode

- The audio program, "Serafina's Adventure"® (included with this toy) must be placed in a CD player or CD equipped computer to play.
- Once the audio program begins, AND jewelry box is turned "ON" (I) and correctly placed in front of audio speaker, Serafina® cat will respond to inaudible signals hidden in the audio program.
- Serafina® cat responds with head and tail movement, sounds and phrases up to 15 feet away.
- If child removes toy to another location while audio program is in progress, Serafina® cat will return to Manual Mode after 30 seconds.
- When child returns toy (within 15 feet from the audio speaker), Serafina® cat will again respond to the audio program.

This toy will only respond to the included audio program, 'Serafina's Adventure', and with the soon-to-be-released 'Barbie as the Princess & the Pauper' and other Serafina® DVD's and Videos.

DVD or Video sold separately and subject to availability.

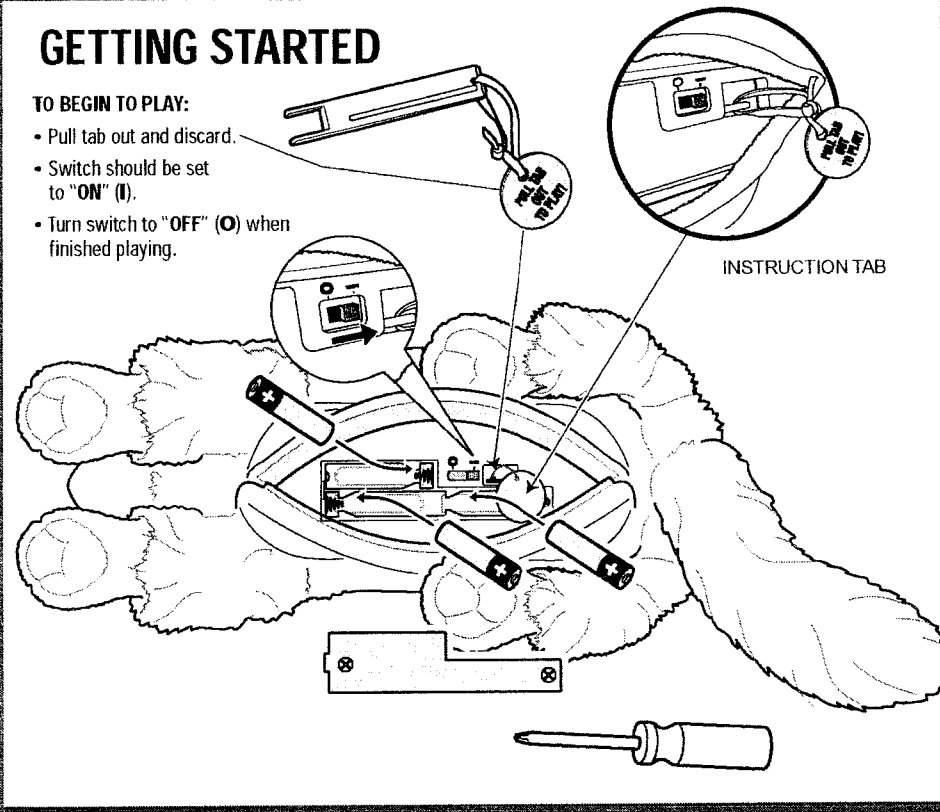


AFTER PLAY: Turn ON/OFF switches to "OFF" (O) in Serafina® cat and jewelry box when finished playing.

GETTING STARTED

TO BEGIN TO PLAY:

- Pull tab out and discard.
- Switch should be set to "ON" (I).
- Turn switch to "OFF" (O) when finished playing.



REPLACE BATTERIES

Toy comes with "Try Me" batteries included. When toy does not respond, speech becomes slow or garbled, change the batteries. Open fabric fastener on pet's underside and unscrew battery door with Phillips screwdriver (*not included*). Insert 3 new "AA" Alkaline batteries (*not included*), and replace door. Dispose of old batteries safely.

Battery Safety Information


In exceptional circumstances batteries may leak fluids that can cause a chemical burn injury or ruin your toy (product). To avoid battery leakage:

- Non-rechargeable batteries are not to be recharged.
- Rechargeable batteries are to be removed from the toy before being charged (if designed to be removable).
- Rechargeable batteries are only to be charged under adult supervision (if designed to be removable).
- Do not mix alkaline, standard (carbon-zinc), or rechargeable (nickel-cadmium) batteries.
- Do not mix old and new batteries.
- Only batteries of the same or equivalent type as recommended are to be used.
- Batteries are to be inserted with the correct polarity.
- Exhausted batteries are to be removed from the toy.
- The supply terminals are not to be short-circuited.
- Dispose of battery(ies) safely.
- Do not dispose of this toy in a fire. The batteries inside may explode or leak.

3 WAYS TO PLAY!

1: FRIEND TO FRIEND Manual Mode

Squeeze Serafina® cat's left front paw, or press the top of her back. She will move her head and tail, purr and will "speak" to you.



Serafina® cat will ask you to kiss her nose and to squeeze her paw. When you respond by placing your head next to the cat's nose, Serafina® cat will make loving sounds! **IMPORTANT:** The light sensor near the nose may not work in all lights, such as direct sunlight, or in light that is either too bright or too dim.

