

Rhein Tech Laboratories, Inc.
360 Herndon Parkway
Suite 1400
Herndon, VA 20170
<http://www.rheintech.com>

Client: Medeco Security Locks, Inc.
Model: EA-150092
Standards: FCC 15.247/IC RSS-247
ID's: VR3-92/7465A-92
Report #: 2016160

Appendix J: User Manual

Please refer to the following pages.



| | |
|--|---|
| Intelligent Keys | × |
| Medeco XT | + |
| M ³ & X4 CLIQ | × |
| CLIQ Key Tips | |
| M ³ & X4 CLIQ Mobile Programming Device | |
| M ³ & X4 CLIQ Web & Remote Programmer | |
| Classic CLIQ | + |
| Aperio | |
| Benefits of eCylinder | |
| Mechanical | + |

CLIQ Key Tips

Guide to Using Your CLIQ Keys & Remote Programmings

[CLIQ CONNECT KEY](#)
[CLIQ KEY](#)
[REMOTE PRGMRS](#)
[CLIQ C-KEY](#)
[CLASSIC CLIQ](#)

CLIQ CONNECT KEY



The new Bluetooth enabled CLIQ CONNECT KEY is available with Medeco M3 & X4 technologies.



M³ CLIQ Rim & Mortise Cylinders



M³ CLIQ Key-in-Knob Key-in Lever Cylinders



M³ CLIQ Large Format Interchangeable Core



The CLIQ CONNECT KEY can be added to any CLIQ Web & Remote enabled system and receives remote programming via the CLIQ CONNECT APP that is available in both the Apple App and Android Play stores. Open this webpage (www.cliqkey.tips) on your smartphone to download the correct app above.

Key holders need not be tethered to Remote Wall Programmers nor paired with Mobile Programmer devices as the new CLIQ CONNECT KEY pairs quickly and easily to iPhones and Android phones and tablets. Utilizing the latest Bluetooth 4.0 technology (Bluetooth Low Energy) while providing the secure and encrypted CLIQ Web Manager communications, authorization updates, audit events and key revalidations can be made anywhere the user's smart phone has an internet connection.

M³ CLIQ PadlocksM³ CLIQ Euroline CylinderM³ CLIQ Web & Remote Programming DeviceM³ CLIQ Mobile Programming Device

To Begin Using Your CLIQ Connect Key:

1. Download the “CLIQ Connect” App from your app store, or, from your Smartphone go to www.cliqkey.tips for the link.
2. Open the Connect App and select “Find & Add Devices.”
3. Open the key battery cover and remove the battery for 20-40 seconds.



4. Replace the battery and battery cover, putting the Connect Key into pairing mode.
5. Follow the Connect App pairing instructions on your Smartphone.

CLIQ KEY



Using a CLIQ electromechanical key is as simple as using any other key. In fact, CLIQ keys combine mechanical security and electronic convenience to improve accountability and reduce risk. Keys may only be factory duplicated and are custom produced for every customer. No two systems are the same.


Because your key includes both a mechanical key blade and electronic technologies, proper care and use should

always be exercised. The following recommendations will help to ensure proper performance and operation:



- Once the key is fully inserted into the cylinder, the battery in the key will automatically provide power and highly encrypted data to the cylinder. This process takes approximately a third of a second.
- The key is ready to be turned only after the key and the cylinder have established communication. If permission is granted, the key will turn and the cylinder will unlock. If permission is not granted, the key will not turn and the cylinder will remain locked.
- Keys are water resistant, but not water proof. Do not submerge in water. Should a key be exposed to liquid, dry with a towel. Do not place the key in an oven or microwave.
- Keys will operate normally in temperatures from -22 degrees F to 122 degrees F.
- Key batteries are generally rated for 20,000 openings or two years. CLIQ keys use a standard Lithium battery, #CR2330, which are available from your locksmith dealer.

CLIQ keys have both LED  and audible alerts  to let you know your key's status.



TROUBLESHOOTING:

- Authorized - Key does not turn:
 - Insure Key is not turned (binding) prior to authorized signal
 - Verify mechanical authorization or possible obstructions
 - Validate with other authorized Key to assess Key vs. Lock issue

- Inconsistent or no signal indications
 - Inspect Key and Lock data contacts for dirt/grime build-up
 - Verify Key battery Level/Status
 - Inspect Key and Lock for damage or excessive wear

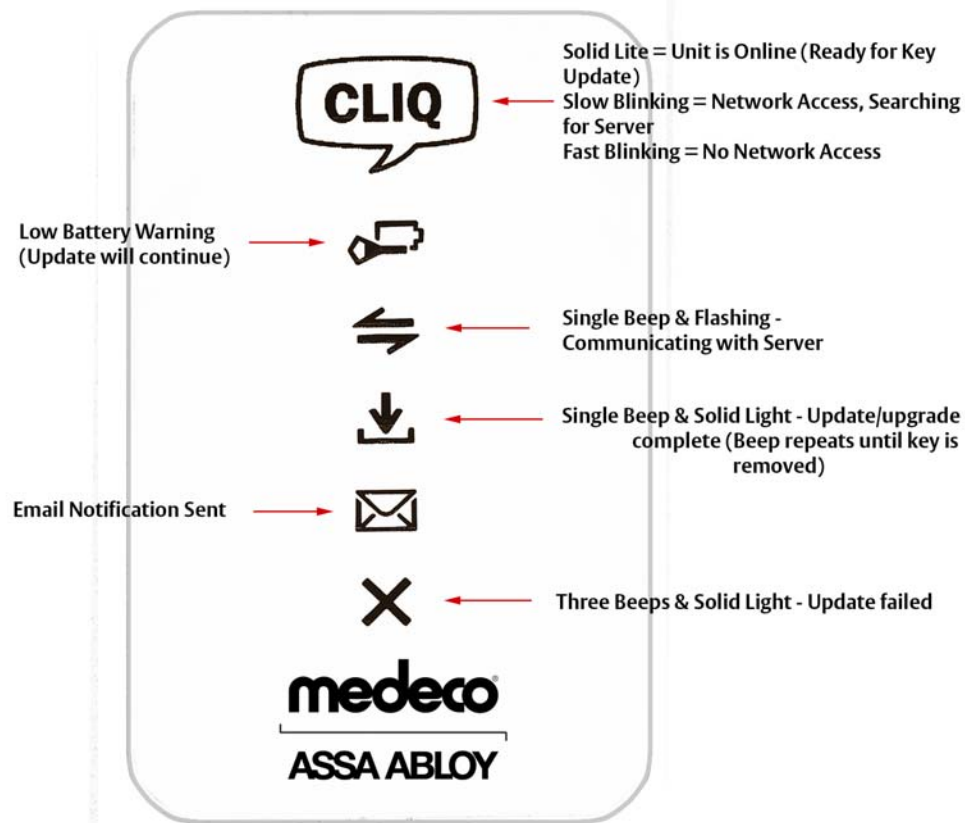
WARRANTY INFORMATION:

CLIQ keys are warranted to the original user for two years from the date of purchase to be free of manufacturer's defects in material and workmanship.

In the event of a defect in material or workmanship during the warranty period, Medeco Security Locks, Inc. will repair or replace (at its option) the product under the full terms and conditions of the warranty. Contact your Medeco locksmith dealer for complete details.

CLIQ REMOTE PROGRAMMERS

CLIQ REMOTE WALL AND MOBILE LCD
INDICATORS








CLIQ C-KEY

C-KEY INDICATIONS -- When a C-Key has been programmed with cylinder jobs:

1. Insert the C-Key into needed locks
 - LED light and buzzer (M3 and X4) or LCD Screen (Classic) responses

- "Programmed OK" response will repeat until the C-Key is removed.

CLIQ C-KEY INDICATORS

| | |
|---|---------------------------|
|  | No Jobs for Lock |
|  | Task in Progress |
|  | Lock Programmed OK |
|  | Programming Error |
|  | Low Battery |

2. Present C-Key back to CLIQ Web Manager with the method it was programmed (Local PD log-in or Remote Programmer*)

*Gen2 C-Key with 12.8+ firmware

CLIQ BLE Key Manual Inclusions:

FCC ID: VR3-92

IC: 7465A-92

HVIN: EA-150092

Changes or modifications not expressly approved by the manufacturer could void the user's authority to operate the equipment.

This device complies with Part 15 of the FCC Rules.

Operation is subject to the following two conditions:

1. this device may not cause harmful interference, and
2. this device must accept any interference received, including interference that may cause undesired operation.

This equipment has been tested and found to comply with the limits for a Class B digital device, pursuant to Part 15 of the FCC Rules. These limits are designed to provide reasonable protection against harmful interference in a residential installation. This equipment generates, uses, and can radiate radio frequency energy. If not installed and used in accordance with the instructions, it may cause harmful interference to radio communications. However, there is no guarantee that interference will not occur in a particular installation. If this equipment does cause harmful interference to radio or television reception, which can be determined by turning the equipment off and on, the user is encouraged to try and correct the interference by one or more of the following measures:

- Reorient or relocate the receiving antenna.

- Increase the distance between the equipment and the receiver.
- Connect the equipment to an outlet on a circuit different from that to which the receiver is connected.
- Consult the dealer or an experienced radio/TV technician for help.

This device complies with Industry Canada license-exempt RSS standard(s). Operation is subject to the following two conditions: (1) this device may not cause interference, and (2) this device must accept any interference, including interference that may cause undesired operation of the device.

Le présent appareil est conforme aux CNR d'Industrie Canada applicables aux appareils radio exempts de licence. L'exploitation est autorisée aux deux conditions suivantes : (1) l'appareil ne doit pas produire de brouillage, et (2) l'utilisateur de l'appareil doit accepter tout brouillage radioélectrique subi, même si le brouillage est susceptible d'en compromettre le fonctionnement.

CLIQ BLE and Non-BLE Key Manual Inclusions:

CE Declarations of Conformity

| | |
|---------------------|---|
| Česky [Czech] | Medeco Security Locks tímto prohlašuje, že tento klíč je ve shodě se základními požadavky a dalšími příslušnými ustanoveními směrnice 1999/5/ES. |
| Dansk [Danish] | Undertegnede Medeco Security Locks erklærer herved, at følgende udstyr nøgle overholder de væsentlige krav og øvrige relevante krav i direktiv 1999/5/EF. |
| Deutsch [German] | Hiermit erklärt Medeco Security Locks, dass sich das Gerät Schlüssel in Übereinstimmung mit den grundlegenden Anforderungen und den übrigen einschlägigen Bestimmungen der Richtlinie 1999/5/EG befindet. |
| Eesti [Estonian] | Käesolevaga kinnitab Medeco Security Locks seadme võti vastavust direktiivi 1999/5/EÜ põhinõuetele ja nimetatud direktiivist tulenevatele teistele asjakohastele sätetele. |
| English | Hereby, Medeco Security Locks, declares that this key is in compliance with the essential requirements and other relevant provisions of Directive 1999/5/EC. |
| | |

| | |
|--------------------------|---|
| Español [Spanish] | Por medio de la presente Medeco Security Locks declara que el llave cumple con los requisitos esenciales y cualesquiera otras disposiciones aplicables o exigibles de la Directiva 1999/5/CE. |
| Ελληνική [Greek] | ΜΕ ΤΗΝ ΠΑΡΟΥΣΑ Medeco Security Locks ΔΗΛΩΝΕΙ ΟΤΙ κλειδί ΣΥΜΜΟΡΦΩΝΕΤΑΙ ΠΡΟΣ ΤΙΣ ΟΥΣΙΩΔΕΙΣ ΑΠΑΙΤΗΣΕΙΣ ΚΑΙ ΤΙΣ ΛΟΙΠΕΣ ΣΧΕΤΙΚΕΣ ΔΙΑΤΑΞΕΙΣ ΤΗΣ ΟΔΗΓΙΑΣ 1999/5/ΕΚ. |
| Français [French] | Par la présente Medeco Security Locks déclare que l'appareil clé est conforme aux exigences essentielles et aux autres dispositions pertinentes de la directive 1999/5/CE. |
| Italiano [Italian] | Con la presente Medeco Security Locks dichiara che questo chiave è conforme ai requisiti essenziali ed alle altre disposizioni pertinenti stabilite dalla direttiva 1999/5/CE. |
| Latviski [Latvian] | Ar šo Medeco Security Locks deklarē, ka taustiņš atbilst Direktīvas 1999/5/EK būtiskajām prasībām un citiem ar to saistītajiem noteikumiem. |
| Lietuvių [Lithuanian] | Šiuo Medeco Security Locks deklaruoja, kad šis raktas atitinka esminius |

| | |
|---------------------------|--|
| | reikalavimus ir kitas 1999/5/EB Direktyvos nuostatas. |
| Nederlands [Dutch] | Hierbij verklaart Medeco Security Locks dat het toestel sleutel in overeenstemming is met de essentiële eisen en de andere relevante bepalingen van richtlijn 1999/5/EG. |
| Malti [Maltese] | Hawnhekk, Medeco Security Locks, jiddikjara li dan çavetta jikkonforma mal-ħtiġijiet essenzjali u ma provvedimenti oħrajn relevanti li hemm fid-Dirrettiva 1999/5/EC. |
| Magyar [Hungarian] | Alulírott, Medeco Security Locks nyilatkozom, hogy a kulcs megfelel a vonatkozó alapvető követelményeknek és az 1999/5/EC irányelv egyéb előírásainak. |
| Polski [Polish] | Niniejszym Medeco Security Locks oświadcza, że klawisz jest zgodny z zasadniczymi wymogami oraz pozostałymi stosownymi postanowieniami Dyrektywy 1999/5/EC. |
| Português [Portuguese] | Medeco Security Locks declara que este chave está conforme com os requisitos essenciais e outras disposições da Directiva 1999/5/CE. |
| | |

| | |
|--------------------------|--|
| Slovensko [Slovenian] | Medeco Security Locks izjavlja, da je ta ključ v skladu z bistvenimi zahtevami in ostalimi relevantnimi določili direktive 1999/5/ES. |
| Slovensky [Slovak] | Medeco Security Locks týmto vyhlasuje, že kľúč spĺňa základné požiadavky a všetky príslušné ustanovenia Smernice 1999/5/ES. |
| Suomi [Finnish] | Medeco Security Locks vakuuttaa täten että avain tyyppinen laite on direktiivin 1999/5/EY oleellisten vaatimusten ja sitä koskevien direktiivin muiden ehtojen mukainen. |
| Svenska [Swedish] | Härmed intygar Medeco Security Locks att denna nyckel står i överensstämmelse med de väsentliga egenskapskrav och övriga relevanta bestämmelser som framgår av direktiv 1999/5/EG. |
| Íslenska [Icelandic] | Hér með lýsir Medeco Security Locks yfir því að lykill er í samræmi við grunnkröfur og aðrar kröfur, sem gerðar eru í tilskipun 1999/5/EC. |
| Norsk [Norwegian] | Medeco Security Locks erklærer herved at utstyret nøkkel er i samsvar med de grunnleggende krav og øvrige relevante krav i direktiv 1999/5/EF. |

M³ and X4 CLIQ LITERATURE

- [M3 & X4 CLIQ Brochure](#)
- [M3&X4 CLIQ Catalog](#)
- [M3 & Classic CLIQ - French Brochure](#)

Deadbolt Selector
Padlock Selector
Cam Lock Selector

Product Catalog
Image & Logo Bank
Online University

CRC Dash Login
e-Newsletter Signup
Case Studies
Choosing a Key System

Customer Order Form
FAQ's
Sustainability

ASSA ABLOY, the global leader in door opening solutions



Medeco is a brand associated with ASSA ABLOY High Security Group, Inc., an ASSA ABLOY Group company. Copyright © 2016, ASSA ABLOY High Security Group, Inc. All rights reserved. Reproduction in whole or in part without the express written permission of ASSA ABLOY High Security Group, Inc. is prohibited. | [Legal](#) | [Cookies](#) | Email: customer-service@assaabloyrss.com