

NOTE:

Changes or modifications not expressly approved by the party responsible for compliance could void the user's authority to operate the equipment.

This equipment has been tested and found to comply with limits for a Class B digital-device, pursuant to Part 15 of the FCC Rules. These limits are designed to provide reasonable protection against harmful interference in a residential installation. This equipment generates uses and can radiate radio frequency energy and, if not installed and used in accordance with the instruction, may cause harmful interference to radio communications. However, there is no guarantee that interference will not occur in a particular installation. If this equipment does cause harmful interference to radio or television reception, which can be determined by turning the equipment off and on, the user is encouraged to try to correct the interference by one or more of the following measures:

- 1, Reorient or relocate the receiving antenna.
- 2, Increase the separation between the equipment and receiver.
- 3, Connect the equipment into an outlet on a circuit different from that to which the receiver is connected.
- 4, Consult the dealer or an experienced radio / TV technician for help.

This device complies with part 15 of the FCC Rules. Operation is subject to the following two conditions: (1) This device may not cause harmful interference, and (2) this device must accept any interference received, including interference that may cause undesired operation.

INSTRUCTION MANUALS


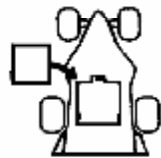
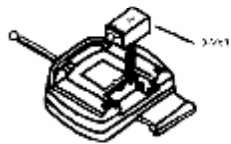
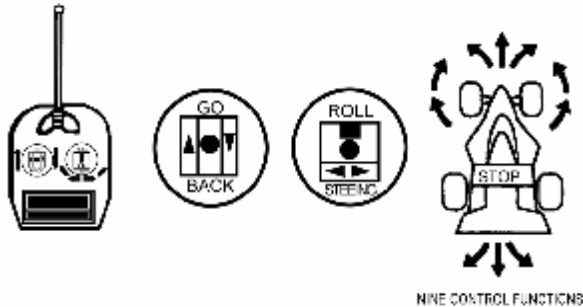
As with all electrical products, precautions should be observed during handling and use to reduce the risk of electric shock.

The charger be periodically examined for conditions that may result in the risk of fire, electric shock, or injury to persons and that, in an event such conditions, the charger should not be used until properly repaired.

1. Our product, item no MSD0902 Super Rolling Car, contains“ CAR BODY”,“TRANSMITTER”
2. Put a 9.0v alkaline battery into the transmitter and 4 X1.5V AA batteries into the car body
3. Pull out the antenna, and turn on the power switch, then you can use the controllers to move the car.
4. Single movement: if you press the left switch of the controller to “GO”, the car goes forward; and to “ BACK ”,the car moves in reverse. if you press the switch at the right to “STEERING” and move it to to the left or to the right ,the car turns left or right.
5. Advanced movement:
 - A. If you press the left switch to “ GO ” and, at the same time ,the right switch to “ ROLL ”, the car goes forward, accelerating, rolling, or turning left or right.
 - B. If you press the left switch to “ BACK ”,and the right switch to “ ROLL ”the car reverses, accelerating, rolling, or turning left or right.
6. The charger can be used for more than 20 minutes after 4 or 6 hours charging. to take the battery out, press the red button.

ATTENTION.

1. The car can be dismantled. make sure children do not put the parts in their mouth.
2. For proper functioning and longer service life of the car. you should use the battery pack produced only by our company.
3. Charge the battery till it is cool. take the batteries out when it is not in use.
4. Should the battery pack rust, do not open or charge it.
5. Do not place the battery near fire or heat.
6. Keep the plastic parts bags away from children.
7. Cast the packing in the waste bin when it is removed from the unit.
8. The battery pack included should be charged before use.



BATTERY SAFETY INSTRUCTIONS

Ensure the battery compartments are secure.

Only use the batteries recommended.

Ensure correct fit of batteries, observing the polarity.

Replace a full set of batteries at one time.

Store unused batteries in their packaging and keep away from metal objects that may cause a short circuit.

Remove dead batteries from equipment.

Remove batteries from appliances that will not be used again for a long time.

Supervise children with batteries at all times.

Remember to keep small button cell and AAA batteries away from small children as they can easily be swallowed.

Seek medical attention if batteries are swallowed.

Do not mix old and new batteries.

Do not mix different types of batteries.

Never dispose of batteries in a fire.

Do not attempt to recharge ordinary batteries.

WARNING!

Not suitable for children under 3 years due to small components which may cause a choking hazard.

PLEASE KEEP THE PACKAGING FOR FUTURE USE

WARNINGS

Please retain information for future reference.

Made in China

Adult supervision required at all times.

Colour and contents may vary from those illustrated.

All packaging materials such as tape, plastic bags, plastic sheets, wire ties and tags are not part of the toy and should be discarded for childrens' safety.

Use on a flat surface only.

Do not play in car parks or on roads or crowded places.

Do not try to catch the car while it is running.

Avoid getting the car wet and do not play while it is raining or snowing.

Keep away from high temperatures.

Keep objects such as fingers, hair and material away from the wheels.

You may experience some interference with similar frequencies, avoid using this product near items that cause interference.

Do not aim the car at people or animals.

The crossed out wheelie bin symbol on this item indicates that this appliance needs to be disposed of in an environmentally friendly way when it becomes of no further use or has worn out. Contact your local authority for details of where to take this item for re-cycling.