
>>> 1.4 System Requirements

Before installing the PC54G (MS-6825), your PC should meet the following:



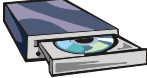
- Desktop PC with standard PCI slot.



- Windows® 98SE/ME/2000/XP operating system.



- Minimum 5MB free disk space for installing the driver and utilities.



- CD-ROM drive, double speed or higher.

>>> 1.5 Package Contents

Unpack the package and check all the items carefully. If any item contained is damaged or missing, please contact your local dealer as soon as possible. Also, keep the box and packing materials in case you need to ship the unit in the future. The package should contain the following items:



- One Wireless 11g PCI Card.

- One external antenna.



- One Quick Installation Guide.



- One CD title including drivers, utilities, user's manual and quick guide.

>>> 1.6 Product View

Antenna Connector - connecting the external antenna.



External Antenna

Golden Finger

ACT LED - GREEN, indicating the networking status by:

ON - The PC54G (MS-6825) is connected.

Flash - The PC54G (MS-6825) is searching for available Access Point or receiving/transmitting data over the wireless network.

2


Hardware Installation

The following diagrams provide you a basic installation for your PC54G (MS-6825), which is suitable for most desktop PCs. For more information about the PCI slot, please refer to the user's manual of your mainboard.

Step 1. Remove the computer cover. Locate the available PCI slot on your mainboard.


NOTE: Turn off your system and disconnect the power cable before installing the PC54G (MS-6825).

PCI slot



Step 2. Put the PC54G (MS-6825) directly over the PCI slot and press it into the slot firmly.

Do not hold the PC54G (MS-6825) on the golden finger while installing; doing this may cause interference or damage.




Step 3. Replace the computer cover after securing the PC54G (MS-6825) with a bracket screw.

Step 4. Connect the external antenna to the connector on the PC54G's (MS-6825) bracket.



Connecting the external antenna



If you are not skilled at installing the PCI adapter, please ask the vendor or an experienced technician for help.