



### Important Safety Instructions

1. Read these instructions – All the safety and operating instructions should be read before this product is operated.
2. Keep these instructions – The safety and operating instructions should be retained for future reference.
3. Heed all warnings – All warnings on the appliance and in the operating instructions should be adhered to.
4. Follow all instructions – All operating and use instructions should be followed.
5. Do not use this apparatus near water – The appliance should not be used near water or moisture – for example, in a wet basement or near a swimming pool, and the like.
6. Clean only with dry cloth.
7. Do not block any ventilation openings. Install in accordance with the manufacturer's instructions.
8. Do not install near any heat sources such as radiators, heat registers, stoves, or other apparatus (including amplifiers) that produce heat.
9. Only use attachments/accessories specified by the manufacturer.
10. Use only with the cart, stand, tripod, bracket, or table specified by the manufacturer, or sold with the apparatus. When a cart or rack is used, use caution when moving the cart/apparatus combination to avoid injury from tip-over.
11. Unplug the apparatus during lightning storms or when unused for long periods of time.
12. Refer all servicing to qualified personnel. Servicing is required when the apparatus has been damaged in any way, such as power supply cord or plug is damaged, liquid has been spilled or objects have fallen

13. **WARNING:** To reduce the risk of fire or electric shock, do not expose this apparatus to rain or moisture. The apparatus shall not be exposed to dripping or splashing and that objects filled with liquids, such as vases, shall not be placed on apparatus.

14. **CAUTION:** Danger of explosion if battery is incorrectly replaced. Replace only with the same or equivalent type.

15. **WARNING:** The battery (battery or batteries or battery pack) shall not be exposed to excessive heat such as sunshine, fire or the like.

16. This lightning flash with arrowhead symbol within an equilateral triangle is intended to alert the user to the presence of non-insulated "dangerous voltage" within the product's enclosure that may be of sufficient magnitude to constitute a risk of electric shock.

Warning: To reduce the risk of electric shock, do not remove cover (or back) as there are no user-serviceable parts inside. Refer servicing to qualified personnel. The exclamation point within an equilateral triangle is intended to alert the user to the presence of important operating and maintenance instructions in the literature accompanying the appliance.

17. **Correct Disposal of this product.** This marking indicates that this product should not be disposed with other household wastes throughout the EU. To prevent possible harm to the environment or human health from uncontrolled waste disposal, recycle it responsibly to promote the sustainable reuse of material resources. To return your used device, please use the return and collection systems or contact the retailer where the product was purchased. They can take this product for environmental safe recycling.

18. No naked flame sources, such as lighted candles, should be placed on the apparatus.

19. Replacement parts - When replacement parts are required, ensure the service technician has used replacement parts specified by the manufacturer or have the same characteristics as the original part. Unauthorized substitutions may result in fire, electric shock or other hazards.

20. Try to install the product near a wall socket or extension cord and shall be easily accessible.

21. The highest environmental temperature suitable for this product is 0°C to 35°C for indoor use only.

### FCC and Canada EMC Compliance Information

This device complies with part 15 of the FCC Rules. Operation is subject to the following two conditions: (1) This device may not cause harmful interference, and (2) this device must accept any interference received, including interference that may cause undesired operation.

Note: This equipment has been tested and found to comply with the limits for a Class B digital device, pursuant to part 15 of the FCC Rules. These limits are designed to provide reasonable protection against harmful interference in a residential installation. This equipment generates uses and can radiate radio frequency energy and, if not installed and used in accordance with the instructions, may cause harmful interference to radio communications. However, there is no guarantee that interference will not occur in a particular installation. If this equipment does cause harmful interference to radio or television reception, which can be determined by turning the equipment off and on, the user is encouraged to try to correct the interference by one or more of the following measures:

- Reorient or relocate the receiving antenna.
- Increase the separation between the equipment and receiver.
- Connect the equipment into an outlet on a circuit different from that to

which the receiver is connected.

- Consult the dealer or an experienced radio/TV technician for help.

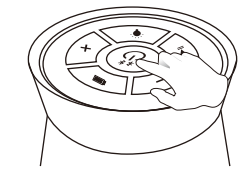
Any Changes or modifications not expressly approved by the party responsible for compliance could void the user's authority to operate the equipment.

The device has been evaluated to meet general RF exposure requirement. The device can be used in portable exposure condition without restriction. This device complies with Industry Canada licence-exempt RSS standard(s). Operation is subject to the following two conditions: (1) This device may not cause interference, and (2) This device must accept any interference, including interference that may cause undesired operation of the device.

Le présent appareil est conforme aux CNR d'Industrie Canada applicables aux appareils radio exempts de licence. L'exploitation est soumise aux deux conditions suivantes:

(1) L'appareil ne doit pas produire de brouillage, et  
 (2) l'utilisateur de l'appareil doit accepter tout brouillage radioélectrique subi, même si le brouillage est susceptible d'en compromettre le fonctionnement.

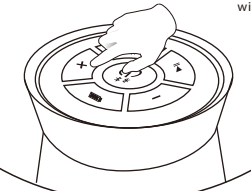
**Power On/Off**  
Hold 2 seconds, LED blinks blue 2 times with prompt tone



**Answer Phone**  
Tap + to answer

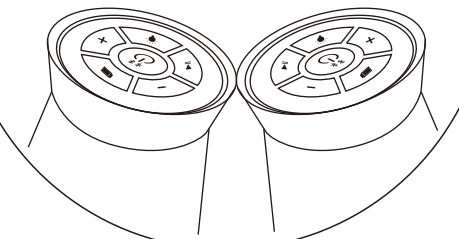
**Hang Up Phone**  
Long tap - 2 second to reject

**Reject Phone**  
Tap - 2 second to reject, with prompt tone.




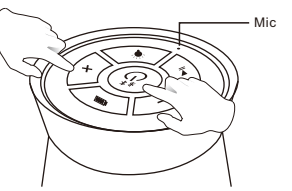
**Bluetooth Pairing**  
Power on and double press power button start pairing with prompt tone. After connected successfully, it emits prompt tone

**TWS Pairing**  
A. Both speakers are power off, hold MFB 8 seconds to pair  
 B. Both speakers are power off, touch each other to power on and pair



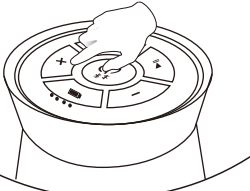

**Mic Mute**  
Simultaneously press + and MFB to mute the mic, short press + or - to recover.

**Volume Control**  
During calling or music playing, long press + to volume up; long press - to volume down. (It emits a prompt tone at max/min volume.)



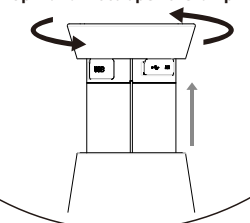

**Play/ Pause**  
Tap M to play or pause the song  
 Rewind/Forward  
 Hold + 2 seconds to rewind; hold - 2 seconds to forward

**Rewind/Forward**  
Hold + 2 seconds to rewind; hold - 2 seconds to forward



**Brightness and Color Control**  
Tap to switch in colors like white, yellow and else; hold 3 seconds to adjust the brightness.

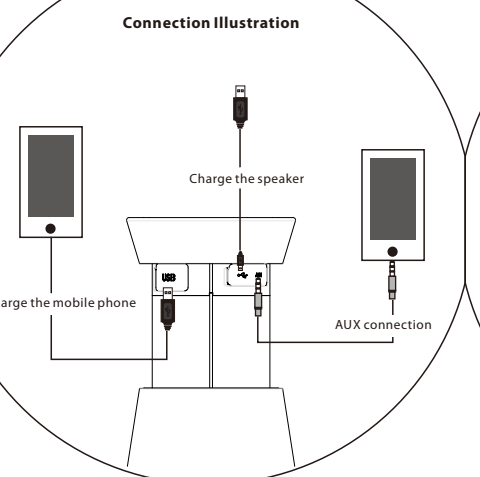
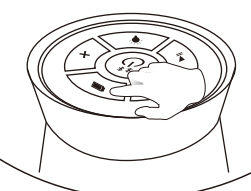
**Spin and lift to open the lamp**



**Factory Reset**  
Simultaneously hold + and - 8 seconds

**Auto Power Off**  
Disconnected for 3 min or battery is lower than 3.4V

**Battery Indicator**  
Tap it, LED illuminates blue and indicates the battery status. Auto turn off in 4 seconds



**Technical Information**

Total Power:	3 Watt RMS
Signal/Noise ratio:	> 70 dB
Signal/Noise ratio (MIC) SNR:	> 85dB
Frequency response (MIC):	20 Hz - 4 kHz
Frequency response:	180 Hz - 20 kHz

[www.microlab-global.com](http://www.microlab-global.com)  
 Microlab Electronics Co., Ltd  
 Made in China

Disclaimer: All symbols and logo belong to its respective brand holder or registered holder. All specifications and information are subject to changes without further notice. Slight variations and differences might appear between the printed photos and actual product due to product enhancement. © 2017 Microlab Electronics Co., Ltd. All rights reserved.  
 The Bluetooth® word mark and logos are registered trademarks owned by Bluetooth SIG, Inc. and any use of such marks by Microlab Electronic Co., Ltd is under license.