

Waterproof help button

# AIRE Mate102 User Manual

Revision: 1.00

<b>Document Title</b>	<i>AIRE Mate102 User manual</i>
<b>Version</b>	<i>1.00</i>
<b>Finale Date</b>	<i>2020-12-26</i>
<b>Status</b>	<i>Released</i>
<b>Document Control ID</b>	<i>Pendant AIRE Mate102</i>

# Contents

1 Introduction .....	3
2 Product Overview.....	3
2.1 Appearance .....	3
2.2 Buttons Interface Description .....	3
2.3 LED Description .....	4
3 Getting Started.....	5
3.1 Parts List .....	5
3.2 Built-in Battery .....	5
3.3 LS100 Base station.....	6
3.4 Power on/Power off .....	6
4 Frequency.....	7
5 Trouble shooting and Safety info .....	7
5.1 Trouble shooting .....	7
5.2 Safety info.....	7

# 1 Introduction

AIRE Mate102 is a 433 Pendant which is designed as accessory for Emergency call equipment. It works on 433 protocol .It will send 433 signal after the SOS button is pressed or falls freely. The LS100 device which receives the 433 signal will dial a emergency call.

## 2 Product Overview

### 2.1 Appearance

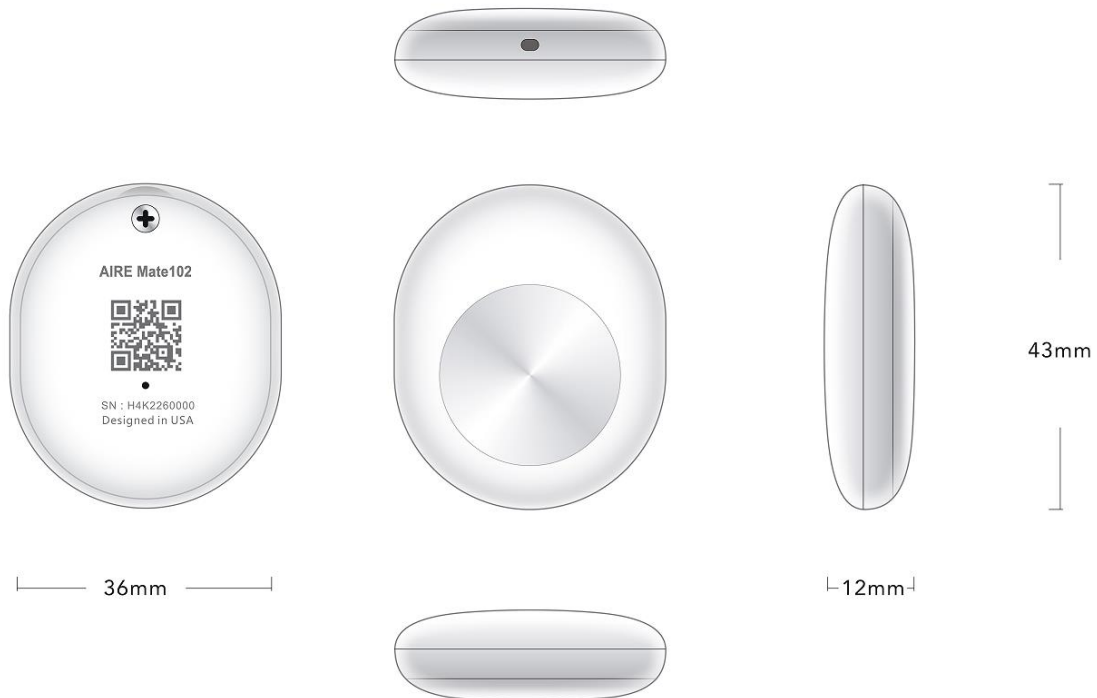


Figure 1-1

### 2.2 Buttons Interface Description

Button /USB Interface Description	
KEY/interface	Description
SOS Key	short press for 1 second then send 433 data.

	long press for 10 seconds then send version number and battery voltage data.
--	--

### 2.3 LED Description

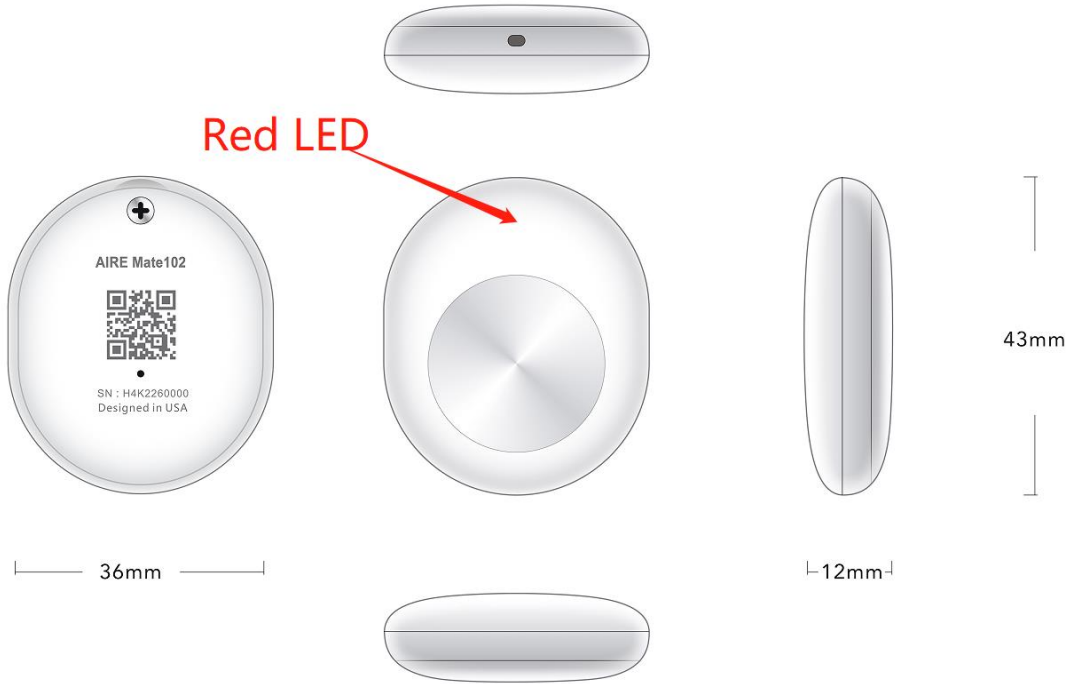


Figure 1-2



There are 1 LED lights in AIRE Mate102 device, the description as following.

Light	Event	State
RED LED	Normal	Dark
	Power on	Solid for 4 times mean battery voltage more then 3.1v
		Solid for 3 times mean battery voltage more then 3v
		Solid for 2 times mean battery voltage more then 2.9v
		Solid for 1 times mean battery voltage less then 2.9v.need to change battery

	SOS key was short pressed for 1 second	Solid for 4 times
--	--	-------------------

## 3 Getting Started

### 3.1 Parts List

Name	Picture	Remark
LS100 Base Station		The LTE Base Station. will dial a emergency call when receiver the pendant 433 signal.
AIRE Mate102 Pendant		The Pendant will send 433 signal to the base station

### 3.2 Built-in Battery

*The following items are suggestion for built-in battery usage, please pay more attention.*

- ◆ The device is a pendant ,which is designed to be used with LS100 Base station .
- ◆ There is a button battery(CR2430) integrated in device. The Pendant will automatically power on when the button battery is assembled .

### 3.3 LS100 Base station

The LS100 base station is a LTE/CAT1 emergency call device which could be used to response to the 433 data sending from the Mate102 Pendant by custom protocol .

The adapter is used for device power on, built-in battery charging , which should be plugged in power supply socket at any time ( by end user).



Figure 2-1

### 3.4 Power on/Power off



Figure 2-2

Power on:

- ◆ The Pendant will automatically power on when the button battery is assembled .

Power off:

- ◆ UnPlugged the button battery.

Note: the user can change the button battery when the battery is dead.

## 4 Frequency

433:433.92MHz

## 5 Trouble shooting and Safety info

### 5.1 Trouble shooting

Trouble	Possible Reason	Solution
Unable to power on AIRE Mate102.	The battery run out or dead.	change the button battery(CR2430)
Beacon broadcast data can not be received	The Mate102 is not in the <white number list>	Add the SN of Mate102 in the <white number list> of LS100 by custom protocol

### 5.2 Safety info

*The following items are suggestion for safety use, please pay more attention.*

- ◆ Please do not disassemble the device by yourself.
- ◆ Please do not put the device on the overheating or too humid place, avoid exposure to direct sunlight. Too high temperature will damage the device or even cause the battery explosion.
- ◆ Please do not use AIRE Mate102 on the airplane or near medical equipment.

### **FCC Caution.**

#### **§ 15.19 Labelling requirements.**

This device complies with part 15 of the FCC Rules. Operation is subject to the condition that this device does not cause harmful interference.

#### **§ 15.21 Information to user.**

Any Changes or modifications not expressly approved by the party responsible for compliance could void the user's authority to operate the equipment.

#### **§ 15.105 Information to the user.**

Note: This equipment has been tested and found to comply with the limits for a Class B digital device, pursuant to part 15 of the FCC Rules. These limits are designed to provide reasonable protection against harmful interference in a residential installation. This equipment generates uses and can radiate radio frequency energy and, if not installed and used in accordance with the instructions, may cause harmful interference to radio communications. However, there is no guarantee that interference will not occur in a particular installation. If this equipment does cause harmful interference to radio or television reception, which can be determined by turning the equipment off and on, the user is encouraged to try to correct the interference by one or more of the following measures:

- Reorient or relocate the receiving antenna.
- Increase the separation between the equipment and receiver.
- Connect the equipment into an outlet on a circuit different from that to which the receiver is connected.
- Consult the dealer or an experienced radio/TV technician for help.

This equipment complies with FCC radiation exposure limits set forth for an uncontrolled environment.

This device must accept any interference received, including interference that may cause undesired operation.

This radio is designed for and classified as "General population/uncontrolled Use", the guidelines are based on standards that were developed by independent scientific organizations through periodic and thorough evaluation of scientific studies. The standards include a substantial safety margin designed to assure the safety of all persons regardless of age or health.

Body and limbs operation; this device was tested for typical body and limbs operations kept 0mm for body worn. To maintain compliance with RF exposure requirements, use accessories that maintain a 0mm for body worn.

#### IC Caution

User manuals for licence-exempt radio apparatus shall contain the following or equivalent notice in a conspicuous location in the user manual or alternatively on the device or both.

This device complies with Industry Canada licence-exempt RSS standard(s). Operation is subject to the following two conditions:

- (1) this device may not cause interference, and
- (2) this device must accept any interference, including interference that may cause undesired operation of the device.

Le présent appareil est conforme aux CNR d'Industrie Canada applicables aux appareils radio exempts de licence. L'exploitation est autorisée aux deux conditions suivantes :

- (1) l'appareil n' doit pas produire de brouillage, et
- (2) l'utilisateur de l'appareil doit accepter tout brouillage radioélectrique subi, même si le brouillage est susceptible d'en compromettre le fonctionnement.





The device has been tested for typical body-worn operations. The back of the device kept 0mm from the body with belt-clip.

L'appareil a été testé pour les opérations typiques portées sur le corps. L'arrière de l'appareil est maintenu à 0 mm du corps avec un clip ceinture.

