

**INSTRUCTIONS FOR
PROPER INSTALLATION**

**INSTRUCCIONES PARA LA
INSTALACION APROPIADA**

**INSTRUCTIONS POUR
L'INSTALLATION CORRECTE**

REGISTRATION FORM

RETURN WITHIN 10 DAYS OF PURCHASE

**\$500 DEDUCTIBLE GUARANTEE AVAILABLE ONLY IN CONTINENTAL UNITED STATES
WHERE NOT PROHIBITED BY INSURANCE LAW**

Please cut out, fill-out and mail this original (no copies or facsimiles accepted) and the UPC symbol from The Wrap® retail carton, to Blockit & Lockit Systems®, 1236 Cordova Street, Billings, MT 59101. The Receipt from the purchase of The Wrap® must be retained by you and submitted with any-and-all claims. The Wrap® can only be registered to one vehicle, if you have two or more vehicles you will need two or more Wraps.

Name _____ Address _____

City _____ State _____ Zip _____

Vehicle Make _____ Vehicle Model _____

Model Year _____ Vehicle License Number _____

**\$500 DEDUCTIBLE GUARANTEE AVAILABLE ONLY IN CONTINENTAL UNITED STATES WHERE NOT PROHIBITED
BY INSURANCE LAW.**

To qualify for reimbursement, the purchaser must do the following:

1. Complete and return the \$500 Deductible Guarantee registration form within ten (10) days of the original date of purchase;
2. Identify the make, model, year and vehicle license number of the vehicle stolen in the request for reimbursement;
3. Have the vehicle registered in one of the 48 states of the Continental United States;
4. File a claim with and have the claim settled by an insurance company;
5. Provide Blockit & Lockit Systems® the original receipt for the purchase of The Wrap®;
6. Provide Blockit & Lockit Systems® a copy of the police report which states that The WRAP® was locked on the vehicle at the time of theft;
7. Provide Blockit & Lockit Systems® a copy of the declaration sheet from the current motor vehicle insurance policy;
8. Provide Blockit & Lockit Systems® with any other information that Blockit & Lockit Systems® reasonably request.

The \$500 Deductible Guarantee is only applicable if the vehicle's stolen in the Continental United States. The WRAP® can only be registered to one vehicle, if you have two vehicles you will need two Wraps. This guarantee shall be honored for a period of one (1) year from original date of purchase.

PRODUCT REPAIR and/or REPLACEMENT REGISTRATION

AVAILABLE ONLY IN CONTINENTAL UNITED STATES

Your Product Repair and/or Replacement Registration form must be on file with Blockit & Lockit Systems® to guarantee one-year repair or replacement. Please cut out, fill-out and mail this original (no copies or facsimiles accepted) and a copy of the retail purchase receipt, to Blockit & Lockit Systems®, 1236 Cordova Street, Billings, MT 59101.

Name _____ Address _____

City _____ State _____ Zip _____

Purchase Date _____ Place of Purchase _____

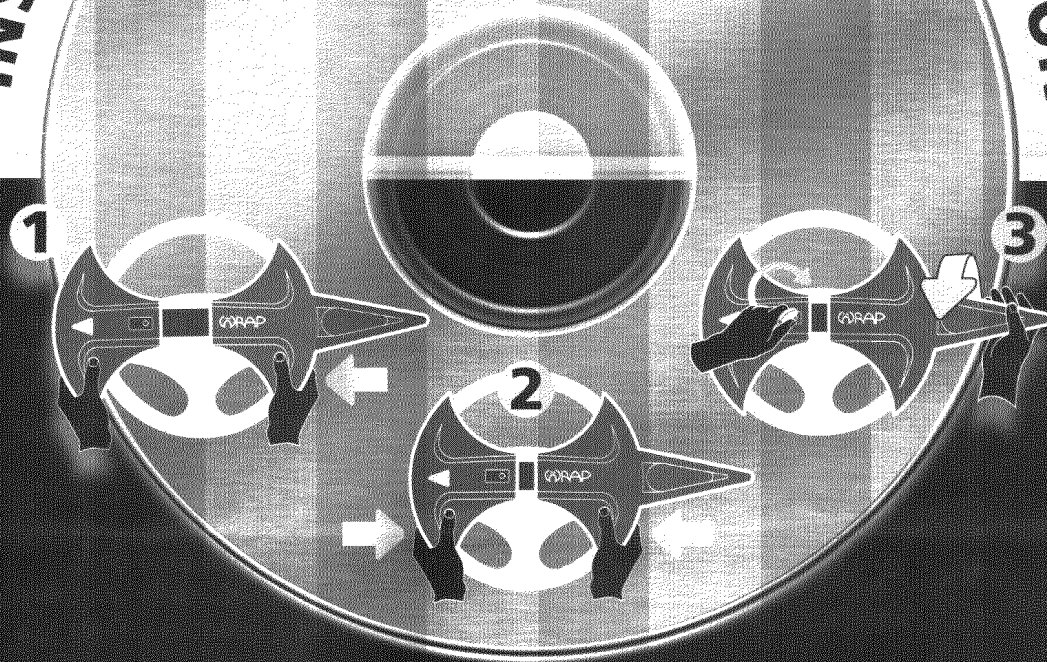
PRODUCT REPAIR and/or REPLACEMENT WARRANTY

The WRAP® is guaranteed to be free from defective workmanship and materials for a period of 1-year. Any part which is defective within 1-year from date of purchase or develops defects under normal use may be returned to Blockit & Lockit Systems®, freight prepaid, after receiving authorization from the Company. To receive authorization:

1. Your product registration form must be on file with Blockit & Lockit Systems®;
2. Send a detailed description of the defective Wrap to Blockit & Lockit Systems®;
3. The original receipt indicating the date of purchase must accompany returns;
4. The Company will return a written authorization via letter or e-mail;
5. The product to be repaired is to be returned in either the original carton or a similar package affording an equal degree of protection.

The Company at it's option may replace or repair defective parts. Blockit & Lockit Systems® assumes no responsibility for the service or replacement of The Wrap® which has been tampered with, abused, mishandled, or failure to follow manufacturers operating instructions. The Purchaser will be liable for repair or replacement and freight if the product is found not defective but abused. Blockit & Lockit Systems® will return the repaired or replaced product freight prepaid to Purchaser. After expiration of the original warranty period all repair and freight costs are the responsibility of Purchaser. This guarantee is in addition to the consumer's statutory rights and does not affect those rights in any way.

INSTRUCTIONS FOR PROPER INSTALLATION



INSTALLATION

For maximum protection you need to install the WRAP® correctly, so it fits tightly on the steering wheel.

Fig. 1: Pull apart the WRAP® as far as it can extend, and place the arm side on the right side of the steering wheel, then place the left side on the steering wheel.

Fig. 2: Center the WRAP® on the middle of the steering wheel and use both hands to close tightly.

Fig. 3: To further tighten the WRAP® on the steering wheel, pull the arm towards you and turn the key clockwise to lock in place.

The WRAP® should be tight and it should not be able to move on the steering wheel. If the WRAP® is loose, unlock and start over.

REMOTE CONTROL MODE

Using the remote control to arm & disarm the WRAP® offers the most convenience. Make sure the switch on the back of the WRAP® is set to Remote Control mode position. Exit the vehicle. Within 10 feet of the locked WRAP® push the GREEN button to ARM. To Disarm the WRAP® push the RED button.



MANUAL CONTROL MODE

For extended battery life you can operate the WRAP® in the manual control mode. To operate with the longest battery life, make sure the control button on the back of the WRAP® is switched to the Battery Saving mode. **The remote control will not function in the Battery Saving manual mode.** Once the WRAP® is firmly in place and the key is turned clockwise, you have 20 seconds to exit the vehicle before your security system is Armed. When entering the vehicle, you have 20 seconds to Disarm the WRAP® by turning the key counterclockwise.



12-VOLT POWER CORD MODE

To power the WRAP® for extended use, you can use the 12-volt power cord, which comes with the WRAP®. The power cord is used to bypass the batteries in the WRAP® and uses the power of your car battery. If your vehicle does not have a cigarette lighter or power point that is active when the vehicle is shut-off, have your local vehicle service center change this function to be active at all times.

CARE & MAINTENANCE

Should The WRAP® get dirty, simply wipe it with a damp cloth using any of the products developed for cleaning the dashboard of your vehicle and let it dry.

BATTERIES

Four AA batteries power the WRAP®. The battery door is located on the back of the WRAP®. Rechargeable batteries may be used, but are not recommended because of their short life. One "A23" battery powers the remote control.

LOW BATTERY WARNING

Replace the four AA batteries when the three LED lights flash at the same time.

WARNING

Failure to remove The WRAP® portable vehicle alarm system before starting or operating a vehicle could result in damage or injury.


DO NOT RETURN THE WRAP® TO SELLER.

We stand behind our product. If you experience any difficulty operating The Wrap®, please call us and let us help.


CUSTOMER SERVICE AND TECHNICAL SUPPORT

Toll Free 1-888-656-6156

Hours of Operation: 10am-4pm MST Monday-Friday



Blockit & Lockit Systems
1236 Cordova Street Billings, MT 59101
thewrap@blockitlockit.com
www.wrap1.com



DISCLAIMER

Blockit & Lockit Systems® disclaims any liability for any damages resulting from delay or loss of use and service, or repair, or for loss of or damaged devices, or for any incidental or consequential damages arising out of these expressed warranty, or any implied warranty, even though it may be caused by negligence or other fault on the part of the manufacturer or others. The implied warranties on this product shall be in effect only for the duration of the expressed warranty period as set forth in this owner's manual, and there after, shall be no warranties, either express or implied, including warranties of merchantability or fitness for particular purpose on The WRAP®. Some states do not allow limitation on incidental, consequential, other damages or the length of implied warranties, so the above limitations may not apply.

DISCLAIMER: Use of The WRAP® portable vehicle alarm system does not guarantee that your vehicle will not be stolen. The WRAP® is designed to be a theft deterrent.

DISCLAIMER: Blockit & Lockit Systems® shall not be liable for any damage or cost associated with the loss of the WRAP® keys.