

QX HAWK INDUSTRIAL IMAGER CONFIGURATION GUIDE



Hardware Required

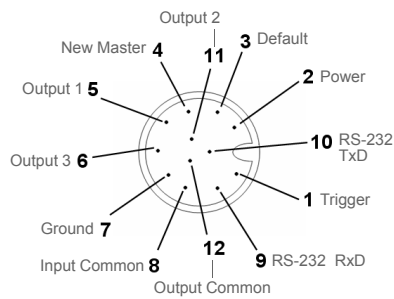
Item	Description	Part Number
1	QX Hawk Industrial Imager	FIS-6801-XXXXG
2	QX-1 Interface Device	98-000103-02
3	QX Cordset, Common, M12 12-pin Plug to M12 12-pin Socket, 1 m	61-000162-01
4	QX Cordset, Host, Serial, M12 12-pin Plug to DB9, 1 m	61-000152-01
5	QX Cordset, Host, Serial, M12 12-pin Socket to DB9, 1 m	61-000153-01
6	QX Power Supply, M12 12-pin Socket, 1.3 m	97-000003-01
7	QX Cordset, Host, Ethernet, M12 8-pin Plug to RJ45, 1 m	61-000160-01
8	QX Cordset, M12 12-pin Plug to MS-Connect 5100, 3 m	61-000161-01
9	QX Cordset, M12 12-pin Plug / M12 12-pin Socket to MS-Connect 210, RS-232, 2 m	61-000158-01
10	QX Photo Sensor, M12 4-pin Plug, NPN, Dark On, 2 m	99-000020-02

Note: Additional cordsets available in the Microscan Product Pricing Catalog.

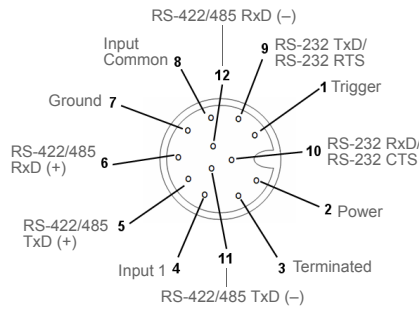
Pin Assignments

A is a serial M12 12-pin plug.

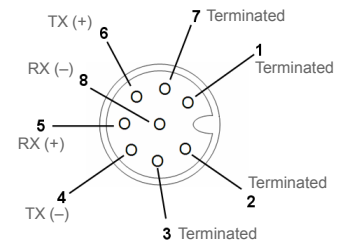
B is a serial M12 12-pin socket **or** an Ethernet M12 8-pin socket.



A (Serial) M12 12-pin Plug



B (Serial) M12 12-pin Socket

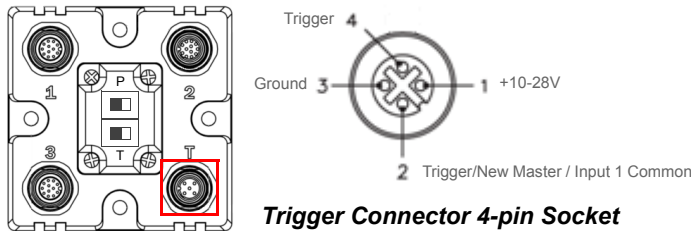


B (Ethernet) M12 8-pin Socket

QX-1 Interface Device (Top View)

Connector **T** on the QX-1 Interface Device is the trigger connector.

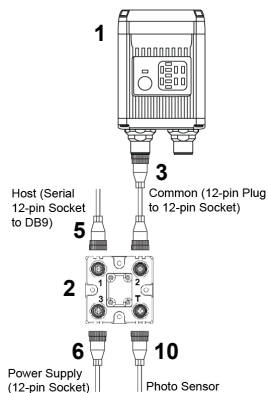
Connectors **1**, **2**, and **3** can be used to bus power and data as required by the application.



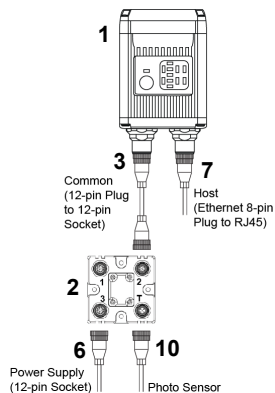
Trigger Connector 4-pin Socket

Standalone Configuration

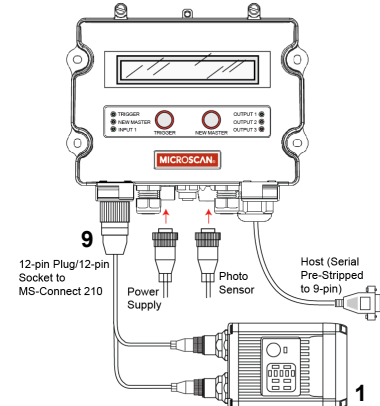
Serial with QX-1



Ethernet with QX-1



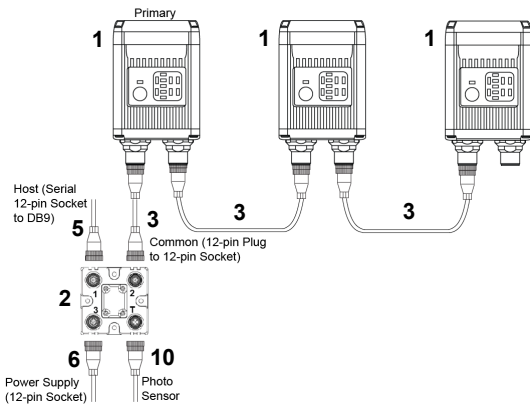
Serial with MS-Connect 210



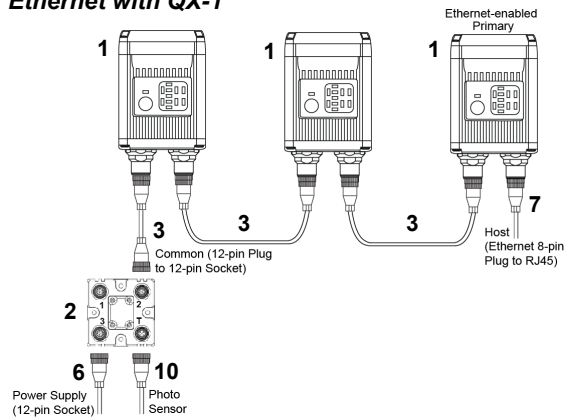
QX Hawk Configuration

Daisy Chain Configuration

Serial with QX-1



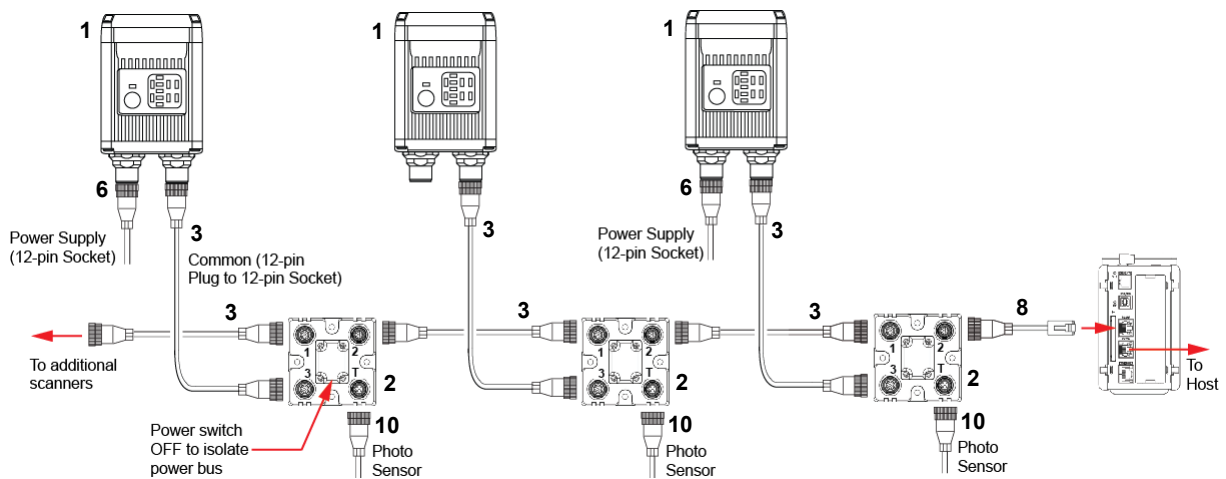
Ethernet with QX-1



Important: Do not attempt to power more than four imagers with a single power supply in a daisy chain configuration. Add a QX-1 and one power supply for every four additional imagers in the daisy chain.

Multidrop Configuration

Multidrop Network with MS-Connect 5100



QX Hawk Accessories

Adapter Plate Kit, QX Hawk	98-000143-01
Right Angle Mirror Kit, QX Hawk	98-000144-01
Window Replacement, QX Hawk	98-000146-01
15° Lens Kit, QX Hawk	98-000147-01
30° Lens Kit, QX Hawk	98-000147-02
45° Lens Kit, QX Hawk	98-000147-03
L-Bracket Kit, QX Series (can also be used with QX-830 and QX-870)	98-000148-01
Demo Kit, QX Hawk (includes one each of Lens Kits and mounting)	98-000149-01
Infrared (IR) Filter	98-000205-01
Glass Window Kit	98-000206-01
Microscan Tools Drive	37-000010-01

Note: Additional accessories are available in the Microscan Product Pricing Catalog.

QX Hawk Configurable Part Numbers

QX Hawk part numbers follow the format **FIS-6801-CLSYG**:

C = 0 for RS-422, 1 for Ethernet, 2 for USB, 3 for CAN;

L = 0 for C-Mount, 1 for 15°, 2 for 30°, 3 for 45°;

S = 0 for CCD, 1 for CMOS;

Y = 0 for Microscan Standard, 1 for Custom;

G = RoHS-Compliant