

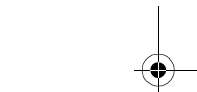
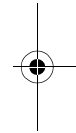
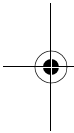


Appendix A Message from the CTIA

Appendix A

Message from the CTIA (Cellular Telecommunications & Internet Association) to all users of mobile phones.

© 2001 Cellular Telecommunications & Internet Association. All Rights Reserved. 1250 Connecticut Avenue, NW Suite 800, Washington, DC 20036.
Phone: (202) 785-0081





Safety is the most important call you will ever make.

A Guide to Safe and Responsible Wireless Phone Use

Tens of millions of people in the U.S. today take advantage of the unique combination of convenience, safety and value delivered by the wireless telephone. Quite simply, the wireless phone gives people the powerful ability to communicate by voice--almost anywhere, anytime--with the boss, with a client, with the kids, with emergency personnel or even with the police. Each year, Americans make billions of calls from their wireless phones, and the numbers are rapidly growing.

But an important responsibility accompanies those benefits, one that every wireless phone user must uphold. When driving a car, driving is your first responsibility. A wireless phone can be an invaluable tool, but good judgment must be exercised at all times while driving a motor vehicle--whether on the phone or not.

The basic lessons are ones we all learned as teenagers. Driving requires alertness, caution and courtesy. It requires a heavy dose of basic common sense--keep your head up, keep your eyes on the road, check your mirrors frequently and watch out for other drivers. It requires obeying all traffic signs and signals and staying within the speed limit. It means using seatbelts and requiring other passengers to do the same.

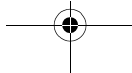
But with wireless phone use, driving safely means a little more. This brochure is a call to wireless phone users everywhere to make safety their first priority when behind the wheel of a car. Wireless telecommunications is keeping us in touch, simplifying our lives, protecting us in emergencies and providing opportunities to help others in need.

When it comes to the use of wireless phones, *safety is your most important call.*

Wireless Phone "Safety Tips"

Below are safety tips to follow while driving and using a wireless phone which should be easy to remember.

- 1 Get to know your wireless phone and its features such as speed dial and redial. Carefully read your instruction manual and learn to take advantage of valuable features most phones offer, including automatic redial and memory. Also, work to memorize the phone keypad so you can use the speed dial function without taking your attention off the road.
- 2 When available, use a hands free device. A number of hands free wireless phone enhancements are readily available today. Whether you choose an installed mounted device for your wireless phone or a speaker phone accessory, take advantage of these devices if available to you.
- 3 Position your wireless phone within easy reach. Make sure you place your wireless phone within easy reach and where you can grab it without removing your eyes from the road. If you get an incoming call at an inconvenient time, if possible, let your voice mail answer it for you.
- 4 Suspend conversations during hazardous driving conditions or situations. Let the person you are speaking with know you are driving; if necessary, suspend





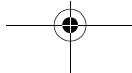
Appendix A Message from the CTIA



- the call in heavy traffic or hazardous weather conditions. Rain, sleet, snow and ice can be hazardous, but so is heavy traffic. As a driver, your first responsibility is to pay attention to the road.
- 5 Do not take notes or look up phone numbers while driving. If you are reading an address book or business card, or writing a "to do" list while driving a car, you are not watching where you are going. It's common sense. Don't get caught in a dangerous situation because you are reading or writing and not paying attention to the road or nearby vehicles.
 - 6 Dial sensibly and assess the traffic; if possible, place calls when you are not moving or before pulling into traffic. Try to plan your calls before you begin your trip or attempt to coincide your calls with times you may be stopped at a stop sign, red light or otherwise stationary. But if you need to dial while driving, follow this simple tip--dial only a few numbers, check the road and your mirrors, then continue.
 - 7 Do not engage in stressful or emotional conversations that may be distracting. Stressful or emotional conversations and driving do not mix--they are distracting and even dangerous when you are behind the wheel of a car. Make people you are talking with aware you are driving and if necessary, suspend conversations which have the potential to divert your attention from the road.
 - 8 Use your wireless phone to call for help. Your wireless phone is one of the greatest tools you can own to protect yourself and your family in dangerous situations--with your phone at your side, help is only three numbers away. Dial 9-1-1 or other local emergency number in the case of fire, traffic accident, road hazard or medical emergency. Remember, it is a free call on your wireless phone!
 - 9 Use your wireless phone to help others in emergencies. Your wireless phone provides you a perfect opportunity to be a "Good Samaritan" in your community. If you see an auto accident, crime in progress or other serious emergency where lives are in danger, call 9-1-1 or other local emergency number, as you would want others to do for you.
 - 10 Call roadside assistance or a special wireless non-emergency assistance number when necessary. Certain situations you encounter while driving may require attention, but are not urgent enough to merit a call for emergency services. But you still can use your wireless phone to lend a hand. If you see a broken-down vehicle posing no serious hazard, a broken traffic signal, a minor traffic accident where no one appears injured or a vehicle you know to be stolen, call roadside assistance or other special non-emergency wireless number.

Careless, distracted individuals and people driving irresponsibly represent a hazard to everyone on the road. Since 1984, the Cellular Telecommunications Industry Association and the wireless industry have conducted educational outreach to inform wireless phone users of their responsibilities as safe drivers and good citizens. As we approach a new century, more and more of us will take advantage of the benefits of wireless telephones. And, as we take to the roads, we all have a responsibility to drive safely.

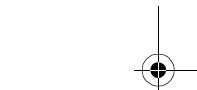
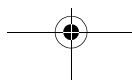
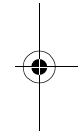
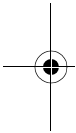
The wireless industry reminds you to use your phone safely when driving.

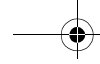




For more information, please call 1-888-901-SAFE.
For updates: <http://www.wow-com.com/consumer/issues/driving/articles.cfm?ID=85>

© 2001 Cellular Telecommunications & Internet Association. All Rights Reserved. 1250 Connecticut Avenue, NW Suite 800, Washington, DC 20036. Phone: (202) 785-0081

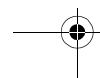
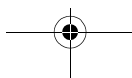
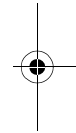
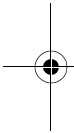




Appendix B Message from the FDA

Appendix B Message from the FDA (U.S. Food and Drug Administration) to all users of mobile phones.

July 18, 2001 For updates: <http://www.fda.gov/cdrh/phones>



Consumer Update on Wireless Phones U.S. Food and Drug Administration

1. Do wireless phones pose a health hazard?

The available scientific evidence does not show that any health problems are associated with using wireless phones. There is no proof, however, that wireless phones are absolutely safe. Wireless phones emit low levels of radiofrequency energy (RF) in the microwave range while being used. They also emit very low levels of RF when in the stand-by mode. Whereas high levels of RF can produce health effects (by heating tissue), exposure to low level RF that does not produce heating effects causes no known adverse health effects. Many studies of low level RF exposures have not found any biological effects. Some studies have suggested that some biological effects may occur, but such findings have not been confirmed by additional research. In some cases, other researchers have had difficulty in reproducing those studies, or in determining the reasons for inconsistent results.

2. What is FDA's role concerning the safety of wireless phones?

Under the law, FDA does not review the safety of radiation-emitting consumer products such as wireless phones before they can be sold, as it does with new drugs or medical devices. However, the agency has authority to take action if wireless phones are shown to emit radiofrequency energy (RF) at a level that is hazardous to the user. In such a case, FDA could require the manufacturers of wireless phones to notify users of the health hazard and to repair, replace or recall the phones so that the hazard no longer exists.

Although the existing scientific data do not justify FDA regulatory actions, FDA has urged the wireless phone industry to take a number of steps, including the following:

- Support needed research into possible biological effects of RF of the type emitted by wireless phones;
- Design wireless phones in a way that minimizes any RF exposure to the user that is not necessary for device function; and
- Cooperate in providing users of wireless phones with the best possible information on possible effects of wireless phone use on human health.

FDA belongs to an interagency working group of the federal agencies that have responsibility for different aspects of RF safety to ensure coordinated efforts at the federal level. The following agencies belong to this working group:

- National Institute for Occupational Safety and Health
- Environmental Protection Agency
- Federal Communications Commission
- Occupational Safety and Health Administration
- National Telecommunications and Information Administration

The National Institutes of Health participates in some interagency working group activities, as well.

FDA shares regulatory responsibilities for wireless phones with the Federal Communications Commission (FCC). All phones that are sold in the United States must comply with FCC safety guidelines that limit RF exposure. FCC relies on FDA and other health agencies for safety questions about wireless phones. FCC also regulates the base stations that the wireless phone networks rely upon. While these base stations operate at higher power than do the wireless phones themselves, the RF exposures that people get from these base stations are typically thousands of times lower than those they can get from wireless phones. Base stations are thus not the subject of the safety questions discussed in this document.

Appendix B Message from the FDA

3. What kinds of phones are the subject of this update?

The term wireless phone refers here to hand-held wireless phones with built-in antennas, often called cell mobile or PCS phones. These types of wireless phones can expose the user to measurable radiofrequency energy (RF) because of the short distance between the phone and the user's head. These RF exposures are limited by Federal Communications Commission safety guidelines that were developed with the advice of FDA and other federal health and safety agencies. When the phone is located at greater distances from the user, the exposure to RF is drastically lower because a person's RF exposure decreases rapidly with increasing distance from the source. The so-called cordless phones, which have a base unit connected to the telephone wiring in a house, typically operate at far lower power levels, and thus produce RF exposures far below the FCC safety limits.

4. What are the results of the research done already?

The research done thus far has produced conflicting results, and many studies have suffered from flaws in their research methods. Animal experiments investigating the effects of radiofrequency energy (RF) exposures characteristic of wireless phones have yielded conflicting results that often cannot be repeated in other laboratories. A few animal studies, however, have suggested that low levels of RF could accelerate the development of cancer in laboratory animals. However, many of the studies that showed increased tumor development used animals that had been genetically engineered or treated with cancer-causing chemicals so as to be pre-disposed to develop cancer in the absence of RF exposure. Other studies exposed the animals to RF for up to 22 hours per day. These conditions are not similar to the conditions under which people use wireless phones, so we don't know with certainty what the results of such studies mean for human health.

Three large epidemiology studies have been published since December 2000. Between them, the studies investigated any possible association between the use of wireless phones and primary brain cancer, glioma, meningioma, or acoustic neuroma, tumors of the brain or salivary gland, leukemia, or other cancers. None of the studies demonstrated the existence of any harmful health effects from wireless phone RF exposures. However, none of the studies can answer questions about long-term exposures, since the average period of phone use in these studies was around three years.

5. What research is needed to decide whether RF exposure from wireless phones poses a health risk?

A combination of laboratory studies and epidemiological studies of people actually using wireless phones would provide some of the data that are needed. Lifetime animal exposure studies could be completed in a few years. However, very large numbers of animals would be needed to provide reliable proof of a cancer promoting effect if one exists. Epidemiological studies can provide data that is directly applicable to human populations, but 10 or more years follow-up may be needed to provide answers about some health effects, such as cancer. This is because the interval between the time of exposure to a cancer-causing agent and the time tumors develop - if they do - may be many, many years. The interpretation of epidemiological studies is hampered by difficulties in measuring actual RF exposure during day-to-day use of wireless phones. Many factors affect this measurement, such as the angle at which the phone is held, or which model of phone is used.

6. What is FDA doing to find out more about the possible health effects of wireless phone RF?

FDA is working with the U.S. National Toxicology Program and with groups of investigators around the world to ensure that high priority animal studies are conducted to address important questions about the effects of exposure to radiofrequency energy (RF).

FDA has been a leading participant in the World Health Organization International Electromagnetic Fields (EMF) Project since its inception in 1996. An influential result of this work has been the development of a detailed agenda of research needs that has driven the establishment of new research programs around the world. The Project has also helped develop a series of public information documents on EMF issues.

FDA and the Cellular Telecommunications & Internet Association (CTIA) have a formal Cooperative Research and Development Agreement (CRADA) to do research on wireless phone safety. FDA provides the scientific oversight, obtaining input from experts in government, industry, and academic organizations. CTIA-funded research is conducted through contracts to independent investigators. The initial research will include both laboratory studies and studies of wireless phone users. The CRADA will also include a broad assessment of additional research needs in the context of the latest research developments around the world.

7. How can I find out how much radiofrequency energy exposure I can get by using my wireless phone?

All phones sold in the United States must comply with Federal Communications Commission (FCC) guidelines that limit radiofrequency energy (RF) exposures. FCC established these guidelines in consultation with FDA and the other federal health and safety agencies. The FCC limit for RF exposure from wireless telephones is set at a Specific Absorption Rate (SAR) of 1.6 watts per kilogram (1.6 W/kg). The FCC limit is consistent with the safety standards developed by the Institute of Electrical and Electronic Engineering (IEEE) and the National Council on Radiation Protection and Measurement. The exposure limit takes into consideration the body's ability to remove heat from the tissues that absorb energy from the wireless phone and is set well below levels known to have effects.

Manufacturers of wireless phones must report the RF exposure level for each model of phone to the FCC. The FCC website (<http://www.fcc.gov/oet/rfsafety>) gives directions for locating the FCC identification number on your phone so you can find your phone's RF exposure level in the online listing.

8. What has FDA done to measure the radiofrequency energy coming from wireless phones?

The Institute of Electrical and Electronic Engineers (IEEE) is developing a technical standard for measuring the radiofrequency energy (RF) exposure from wireless phones and other wireless handsets with the participation and leadership of FDA scientists and engineers. The standard, Recommended Practice for Determining the Spatial-Peak Specific Absorption Rate (SAR) in the Human Body Due to Wireless Communications Devices: Experimental Techniques, sets forth the first consistent test methodology for measuring the rate at which RF is deposited in the heads of wireless phone users. The test method uses a tissue-simulating model of the human head. Standardized SAR test methodology is expected to greatly improve the consistency of measurements made at different laboratories on the same phone. SAR is the measurement of the amount of energy absorbed in tissue, either by the whole body or a small part of the body. It is measured in watts/kg (or milliwatts/g) of matter. This measurement is used to determine whether a wireless phone complies with safety guidelines.

9. What steps can I take to reduce my exposure to radiofrequency energy from my wireless phone?

If there is a risk from these products--and at this point we do not know that there is--it is probably very small. But if you are concerned about avoiding even potential risks, you can take a few simple steps to minimize your exposure to radiofrequency energy (RF). Since time is a key factor in how much exposure a person receives, reducing the amount of time spent using a wireless phone will reduce RF exposure.

Appendix B Message from the FDA

If you must conduct extended conversations by wireless phone every day, you could place more distance between your body and the source of the RF, since the exposure level drops off dramatically with distance. For example, you could use a headset and carry the wireless phone away from your body or use a wireless phone connected to a remote antenna.

Again, the scientific data do not demonstrate that wireless phones are harmful. But if you are concerned about the RF exposure from these products, you can use measures like those described above to reduce your RF exposure from wireless phone use.

10. What about children using wireless phones?

The scientific evidence does not show a danger to users of wireless phones, including children and teenagers. If you want to take steps to lower exposure to radiofrequency energy (RF), the measures described above would apply to children and teenagers using wireless phones. Reducing the time of wireless phone use and increasing the distance between the user and the RF source will reduce RF exposure. Some groups sponsored by other national governments have advised that children be discouraged from using wireless phones at all. For example, the government in the United Kingdom distributed leaflets containing such a recommendation in December 2000. They noted that no evidence exists that using a wireless phone causes brain tumors or other ill effects. Their recommendation to limit wireless phone use by children was strictly precautionary; it was not based on scientific evidence that any health hazard exists.

11. What about wireless phone interference with medical equipment?

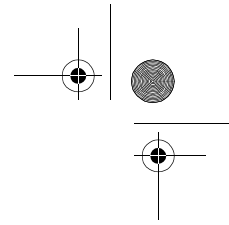
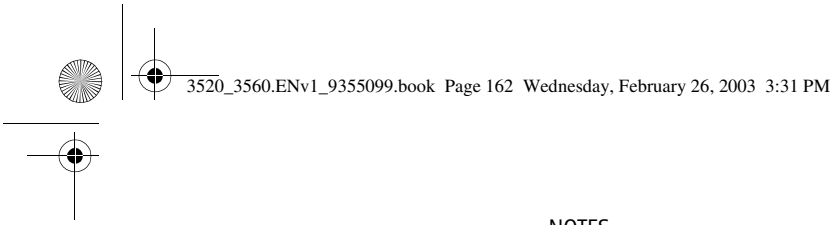
Radiofrequency energy (RF) from wireless phones can interact with some electronic devices. For this reason, FDA helped develop a detailed test method to measure electromagnetic interference (EMI) of implanted cardiac pacemakers and defibrillators from wireless telephones. This test method is now part of a standard sponsored by the Association for the Advancement of Medical Instrumentation (AAMI). The final draft, a joint effort by FDA, medical device manufacturers, and many other groups, was completed in late 2000. This standard will allow manufacturers to ensure that cardiac pacemakers and defibrillators are safe from wireless phone EMI. FDA has tested hearing aids for interference from handheld wireless phones and helped develop a voluntary standard sponsored by the Institute of Electrical and Electronic Engineers (IEEE). This standard specifies test methods and performance requirements for hearing aids and wireless phones so that no interference occurs when a person uses a compatible phone and a accompanied hearing aid at the same time. This standard was approved by the IEEE in 2000. FDA continues to monitor the use of wireless phones for possible interactions with other medical devices. Should harmful interference be found to occur, FDA will conduct testing to assess the interference and work to resolve the problem.

12. Where can I find additional information?

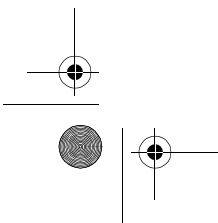
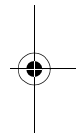
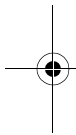
For additional information, please refer to the following resources:

- FDA web page on wireless phones
<http://www.fda.gov/cdrh/phones/index.html>
- Federal Communications Commission (FCC) RF Safety Program
<http://www.fcc.gov/oet/rfsafety>
- International Commission on Non-Ionizing Radiation Protection
<http://www.icnirp.de>
- World Health Organization (WHO) International EMF Project
<http://www.who.int/emf>
- National Radiological Protection Board (UK)
<http://www.nrp.org.uk/>

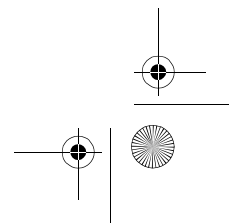
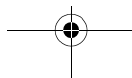
July 18, 2001 For updates: <http://www.fda.gov/cdrh/phones>



NOTES



[162]





Index

A

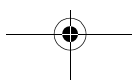
- ABC and 123 modes 27
- accessibility
 - alternate formats 76
 - features 77
 - mobile inductive loopset 77
 - solutions 76
 - TTY contact 77
 - website 76
- accessories 136
 - XPress on covers 137
- activate
 - alarm clock 114
 - call forwarding 49
- adjust the volume 15
- alarm clock 114
- alternate formats
 - audiocassette 76
 - e-text 76
 - large print 76
 - requesting 77
- antenna 10
- applications 110
 - download 111
 - options 111
- automatic
 - answering 75
 - redial 50

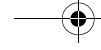
B

- basic operation 15
- battery
 - charging 11
 - important information 12, 138
 - indicator 11
 - installing 10
 - removal 12
 - voltage 146
- bookmarks
 - entering manually 120
 - returning to 120
 - saving 119
 - using 119
- braille user guides 76
- browse
 - internet 116
 - phone menus 21
- browser
 - options 117
 - set up 117
- business cards 112

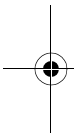
C

- calculator 88
- calendar 85
- call
 - forwarding 48
 - history 42
 - lists 43
 - timers 45
 - waiting 47





caller
 feature code 59
 groups 40
 ID 58
calling card
 choosing 52
 make a call 52
 saving information 50
 use 50
calling features 46
calls
 conference 47
 make and answer 18
 restricting 82
channels 146
characters, entering 28
charge the battery 11
charger
 ACP-7U 140
 ACP-8U 140
 for travel 140
charging times 139
chat 107
clock
 network update 72
 set the format 72
 show 72
conference calls 47
contacting
 Nokia 8
 your service provider 9
contrast, adjusting 16



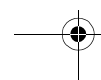
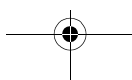
covers
 removing 137
 replacing 138
currency calculations 89

D

data entry, internet 118
DCV-10 desktop charger 142
desktop charging stand 142
dialed calls 42
dictionary, add words 33
digital talk times 139
digital/analog selection 60
download ringing tones 113

E

edit a name or number 38
e-mail messages 102
emergency calls 133
enter
 characters 28
 letters 26
 numbers 27
 punctuation 28
 spaces 28
equalizer 16
erase
 mistakes 29
 names and numbers 38
 text messages 101
ESN number 8
exchange rate 89





F

- factory settings 76
- FAQ 123
 - 1-touch dial 124
 - call timers 125
 - contrast 125
 - ESN 125
 - model number 124
 - phone memory 125
 - redial 124
 - ringing tone 123
 - ringing volume 123
 - serial number 125
 - voice mailbox 124
- folders
 - archive 96, 100
 - delete messages 101
 - for text messages 96
 - inbox 96
 - outbox 96
 - templates 96
 - use of 96
- frequency range 146

G

- gallery 109
 - open 109
 - view folders 110
- games
 - playing 121
 - starting 121
- glossary 126

H

- headset 143
 - connect 15
 - use 15
- hearing impaired solutions 77
- help text 21
- home network 95

I

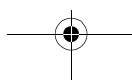
- icons 7
- information
 - adding 26
 - recalling 36
- insert symbols 33
- interference 1
- internet, connecting to 116, 117

K

- keyguard 80
- keypad
 - avoid accidental keypresses 80
 - lock 80
- keypad lock 16, 123
- keypad tones, setting 69
- keys, learning 17
- keys, selection 20

L

- label 9
- language setting 71
- LCH-9 rapid charger 141





letter case, changing 29
letters, entering 27
lights, car kit 75
lock the keypad 16
loopset 77
LPS-3 77

M

make and answer calls 18
max characters - text messages 31
memory
 checking 41
 full 101
 locations 146
 status 41

menu
 number and scroll bar 19
 phone 21
 shortcuts 23
 tips 22

message alert tone 68

messages
 checking 63
 text 96

missed calls 42

mistakes, erasing 29

model number 8

N

names and numbers
 add second number to 39
 deleting 38

edit 38
 saving 34
 saving quickly 34
network
 search 94
 service features 94
 update of the clock 72

number
 add to message 33
 changing type 40
 entering 27
 selection 59
 types 39

O

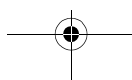
options, in a call 46

P

personalize phone settings 71

phone
 help 21
 memory 100
 memory full 101
 menus 21
 numbers 146
 security, managing 80
 size 146
 symbols 19
 weight 146

phone book
 caller groups 40
 entering 35





- menus 36
- opening 34
- save an entry 35
- save text entry 35
- use number 119
- views 37
- phone dimensions 146
- picture messages 106
- play games 121
- power on your phone 13
- power output 146
- predictive text 30
 - tips for 32
 - turning off 31
 - turning on 32
- prepaid
 - access numbers 92
 - account 93
 - balance 93
 - services 92
- primary number, specifying 40
- profile
 - customizing 66
 - defined 65
 - renaming 70
 - selecting 65
- punctuation, entering 28

Q

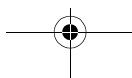
- questions, frequently asked 123
- quick save, name and number 34

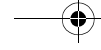
R

- rapid travel charger 140
- received calls, checking 42
- redial 50
- reference information 128
- remove the battery 12
- reply to a text message 102
- restrict calls 82
- ring volume, setting 67
- ringing tones
 - discarding 114
 - downloading 113
 - options 66
 - receiving 113
 - saving 114
 - volume 67
- roaming 95

S

- search for network 94
- security
 - changing 81
 - code 123
 - default 80
 - features 80
- selection keys 20
- send own number 58
- sending e-mail 103
- serial number 8
- service provider 9
 - differences 8
 - network 94
 - signing up 8





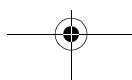
- services menu *117*
- set the ring volume and tone *67*
- settings, personalizing *71*
- shortcut
 - messages *23*
 - profile *23*
- spaces, entering *28*
- special
 - characters *29*
 - features *109*
- specify a primary number *40*
- speed dial *73*
- standby times and talk-times *139*
- start screen
 - about *13*
 - indicators *14*
 - menu number *19*
 - returning to *13*
- stopwatch *90*
- strings, touch tone *62*
- switch between calls *47*
- switch on your phone *13*
- symbols displayed on your phone *19*
- symbols, inserting *33*
- system selection *94*
- text entry, saving *35*
- text messages
 - about *96*
 - as email *102*
 - communicating with *96*
 - erasing *101*
 - forwarding *102*
 - length *96*
 - options *97*
 - recipients *96*
 - resending *98*
 - writing and sending *97*
- text messages, replying *102*
- To-do list *87*
- touch tones
 - length *61*
 - manual *61*
 - sending *62*
 - setting *61*
 - storing *62*
 - storing with numbers *62*
- transmit power *146*
- troubleshooting *145*
- TTY *78*
- turn on your phone *13*

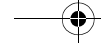
T

- talk times *139*
- technical information *146*
- templates, using *104*
- terms *4*
- text conventions *7*

U

- updates to this guide *7*
- use the headset *15*





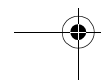
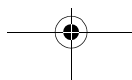
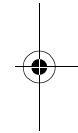
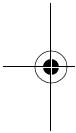
V

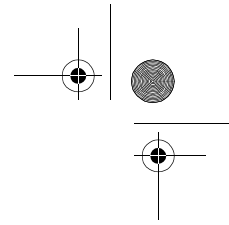
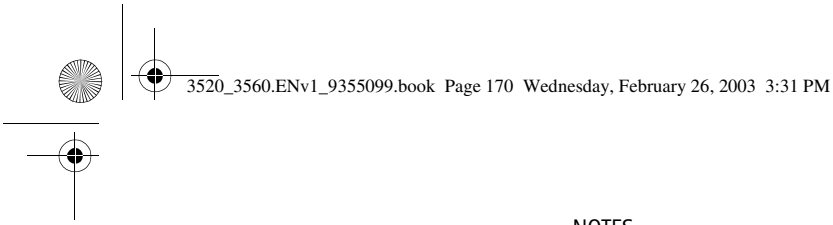
- vibrating alert 68
- voice commands 57
 - activate 58
 - add 57
- voice dialing
 - change a voice tag 55
 - erase a voice tag 55
 - play back a voice tag 54

- voice mail 63
- voice messages 64
- volume, adjusting 15

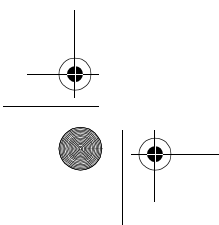
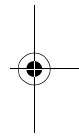
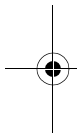
W

- warning tones 69
- web address for updates 121
- weight 146
- welcome note 73

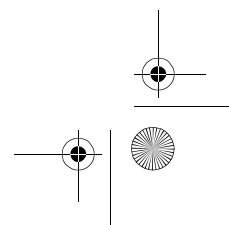
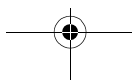


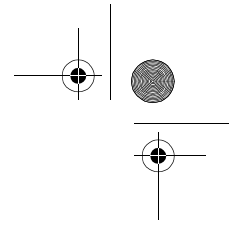
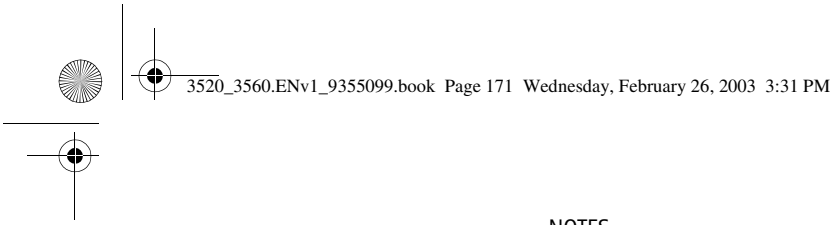


NOTES

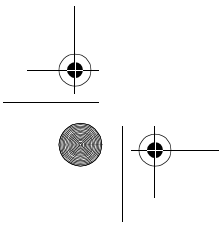
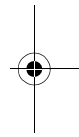
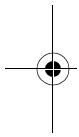


[170]

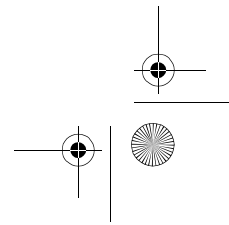


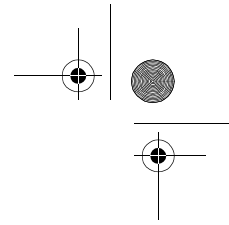
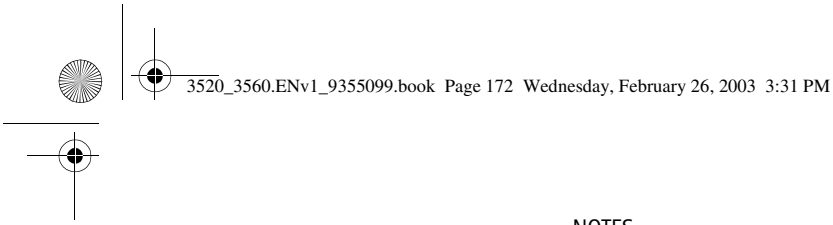


NOTES

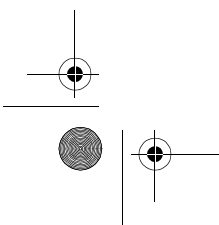
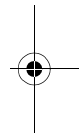
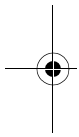


[171]

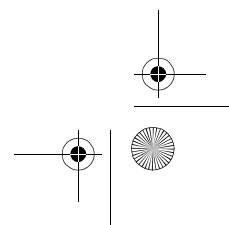
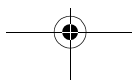


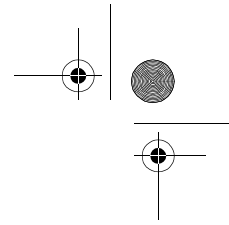
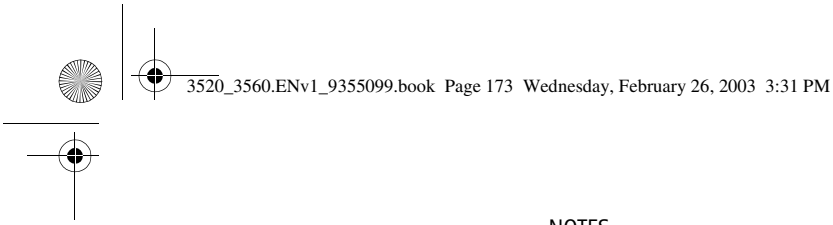


NOTES

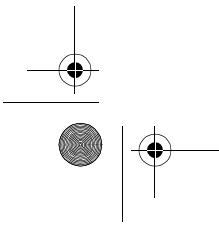
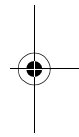
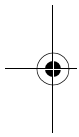


[172]

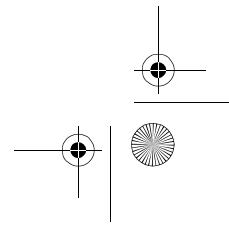




NOTES

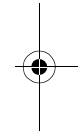
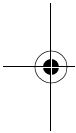


[173]

A registration mark consisting of a circle with a crosshair, positioned at the bottom center of the page.



NOTES



Para obtener un manual del usuario en español favor de llamar o enviar un fax al teléfono 1-888-NOKIA-2U, fax 813-249-9619.

