

Product Safety and Warranty Information

Contents

Safety	3
Antenna locations	5
Support	6
Warranty and Services	6
Product and safety information	8
Additional safety information	15

Safety

Read these simple guidelines. Not following them may be dangerous or illegal. For further information, read the complete user guide.



Switch off in Restricted Areas

Switch the device off when mobile phone use is not allowed or when it may cause interference or danger, for example, in aircraft, in hospitals or near medical equipment, fuel, chemicals, or blasting areas. Obey all instructions in restricted areas.



Road Safety Comes First

Obey all local laws. Always keep your hands free to operate the vehicle while driving. Your first consideration while driving should be road safety.



Interference

All wireless devices may be susceptible to interference, which could affect performance.



Qualified Service

Only qualified personnel may install or repair this product.



Batteries, Chargers, and other Accessories

Use only batteries, chargers, and other accessories approved for use with this device. Do not connect incompatible products.



Keep your Device dry

Your device is not water-resistant. Keep it dry.



Glass Parts

The device screen is made of glass. This glass can break if the device is dropped on a hard surface or receives a substantial impact. If the glass breaks, do not touch the glass parts of the device or attempt to remove the broken glass from the device. Stop using the device until the glass is replaced by qualified service personnel.




Protect your Hearing

To prevent possible hearing damage, do not listen at high volume levels for long periods. Exercise caution when holding your device near your ear while the speakerphone is in use.

Antenna locations

Avoid touching the antenna area while the antenna is in use. Contact with antennas affects the communication quality and may reduce battery life due to higher power level during operation. Antenna areas are highlighted.



Support

When you want to learn more about how to use your product or you are unsure how your phone should function, go to www.nokia.com/support. If you have an issue, do one of the following:

- Press and hold the power key for about 10 seconds. The phone switches off. To switch your phone back on, press and hold the power key.
- Update your phone software.
- Restore the original factory settings.
- If your issue remains unsolved, contact Nokia for repair options. Before sending your phone for repair, always back up your data, as all personal data in your phone may be deleted.

For additional product support information, see the Quick Reference Guide included with your Nokia device. The full list of Terms and Conditions and the user guide are available at www.nokia.com/support.

Warranty and Services

Nokia Careline

The Nokia Careline provides product support information including phone features, settings for services such as email, and guidance on accessing repair support. Our representatives are ready to answer your

questions and guide you in using Nokia products and services.

Nokia Careline can help you with the following:

- Nokia original phones, products, and accessories
- Phone software and applications

If you ever need to call Nokia Careline, you will need to provide specific information about your phone or accessory, so have it with you when you call.

Find your phone label

If you need to call Nokia Careline or your service provider, you need specific information listed on your phone label. The phone label may be:

- On the back cover

In phones with a nonremovable battery, this information may be on the back of the phone or on the top or bottom edge of the phone.

The label contains the model and serial numbers, as well as other important information about your phone.

To help Nokia Care promptly answer your questions, have the following information available before contacting Care services:

- The phone or accessory in question
- Phone model number
- International mobile equipment identity (IMEI), electronic serial number (ESN), or Mobile Equipment Identifier (MEID)

Product and safety information

Feature-specific instructions

This device is able to communicate with Microsoft Exchange ActiveSync enabled servers. The provision of this device to you does not grant you, and you do not receive, any rights under any Microsoft intellectual property with respect to any server software, or server device, that is accessed using this device or with respect to use of Microsoft Exchange ActiveSync apart from this device.

The personal unblocking key (PUK) code and the universal personal unblocking key (UPUK) code (8 digits) are required to change a blocked PIN code and UPIN code, respectively. The PUK2 code (8 digits) is required to change a blocked PIN2 code. These codes are not supplied with the SIM card. Contact your local service provider for the codes.



This device is designed to be used with a mini-UICC SIM card, also known as a micro-SIM card only. A micro-SIM card is smaller than the standard SIM card. Use of incompatible SIM cards may damage the card or the device, and may corrupt data stored on the card.



Use encryption to increase the security of your Wi-Fi connection. Using encryption reduces the risk of others accessing your data.



Using WLAN may be restricted in some countries. For example, in the EU, you are only allowed to use 5150-5350 MHz WLAN indoors, and in the USA and Canada, you are only allowed to use 5.15 -5.25 GHz WLAN indoors. For more information, contact your local authorities.

The availability and quality of GPS signals may be affected by your location, satellite positions, buildings, natural obstacles, weather conditions, and adjustments to GPS satellites made by the United States government. GPS signals may not be available inside buildings or underground.

Do not use GPS for precise location measurement, and never rely solely on the location information provided by GPS and cellular networks.

You can send text messages that are longer than the character limit for a single message. Longer messages are sent as two or more messages. Your service provider may charge accordingly.

Characters with accents, other marks, or some language options, take more space, limiting the number of characters that can be sent in a single message.



Note:

If you run out of battery during download, the downloaded data may be lost.

Your service provider may have requested that certain features be disabled or not activated in your device. If so, these features will not appear on your device menu. Your device may also have customized items such as menu names, menu order, and icons.

Network services and costs

Your device is approved for use on the CDMA 800,1900; WCDMA 850, 900, 1900, 2100; LTE band 13 (700Mhz) and band 4 (1700Mhz); and GSM/EDGE 850, 900, 1800, 1900 MHz networks. To use the device, you need a subscription with a service provider. Using network services and downloading content to your device requires a network connection and may result in data traffic costs. Some product features require support from the network, and you may need to subscribe to them.

Take care of your device

Handle your device, charger and accessories with care. The following suggestions help you protect your warranty coverage.

- Keep the device dry. Precipitation, humidity, and all types of liquids or moisture can contain minerals that corrode electronic circuits. If your device gets wet, allow the device to dry.
- Do not use or store the device in dusty or dirty areas. Moving parts and electronic components can be damaged.
- Do not store the device in high temperatures. High temperatures can shorten the life of the device, damage the battery, and warp or melt plastics.

- Do not store the device in cold temperatures. When the device warms to its normal temperature, moisture can form inside the device and damage electronic circuits.
- Do not attempt to open the device other than as instructed in the user guide.
- Unauthorized modifications may damage the device and violate regulations governing radio devices.
- Do not drop, knock, or shake the device. Rough handling can break internal circuit boards and mechanics. If you believe the battery or charger is damaged, take it to a service centre for inspection before continuing to use it.
- Only use a soft, clean, dry cloth to clean the surface of the device.
- Do not paint the device. Paint can clog moving parts and prevent proper operation.
- Switch off the device from time to time for optimum performance.
- Keep your device away from magnets or magnetic fields.
- To keep your important data safe, store it in at least two separate places, such as your device, memory card, or computer, or write down important information.

During extended operation, the device may feel warm. In most cases, this is normal. If you suspect the device is not working properly, take it to the nearest authorized service facility.

About Digital Rights Management

When using this device, obey all laws and respect local customs, privacy and legitimate rights of others, including copyrights.

Copyright protection may prevent you from copying, modifying, or transferring pictures, music, and other content.

Content owners may use different types of digital rights management (DRM) technologies to protect their intellectual property, including copyrights. This device uses various types of DRM software to access DRM-protected content. With this device you can access content protected with PlayReady and WMDRM 10. If certain DRM software fails to protect the content, content owners may ask that such DRM software's ability to access new DRM-protected content be revoked. Revocation may also prevent renewal of such DRM-protected content already in your device. Revocation of such DRM software does not affect the use of content protected with other types of DRM or the use of non-DRM-protected content.

Digital rights management (DRM) protected content comes with an associated licence that defines your rights to use the content.

If your device has WMDRM-protected content, both the licences and the content are

lost if the device memory is formatted. You may also lose the licences and the content if the files on your device become corrupted. Losing the licences or the content may limit your ability to use the same content on your device again. For more information, contact your service provider.

Batteries and chargers

Charger information

This device is intended for use when supplied with power from the following chargers: AC-50 and CA-190CD. The exact Nokia charger model number may vary depending on the plug type, identified by E, X, AR, U, A, C, K, or B.

The battery can be charged and discharged hundreds of times, but it will eventually wear out. When the talk and standby times are noticeably shorter than normal, to replace the battery, take the device to the nearest authorized service facility.

This phone shall only be connected to CTIA certified adapters, products that bear the USB-IF logo or products that have completed the USB-IF compliance program.

When your charger is not in use, unplug it from the electrical plug and the device. Do not leave a fully charged battery connected to a charger, as overcharging may shorten the battery's lifetime. If left unused, a fully charged battery will lose its charge over time.

Always keep the battery between 15°C and 25°C (59°F and 77°F). Extreme temperatures reduce the capacity and lifetime of the battery. A device with a hot or cold battery may not work temporarily.

Do not dismantle, cut, open, crush, bend, puncture, or shred cells or batteries. If a battery leaks, do not let battery liquid touch skin or eyes. If this happens, immediately flush the affected areas with water, or seek medical help.




Do not modify, remanufacture, attempt to insert foreign objects into the battery, or immerse or expose it to water or other liquids. Batteries may explode if damaged.

Use the battery and charger for their intended purposes only. Only use battery with a charging system that has been qualified with the system per CTIA Certification Requirements for Battery System Compliance to IEEE 1725.

Replace the battery only with another battery that has been qualified with the system per this standard, IEEE-Std- 1725. Use of unqualified battery or charger may present risk of fire, explosion, leakage or other hazard, and may invalidate any approval or warranty. If you believe the battery or charger is damaged, take it to a service center for inspection before continuing to use it. Never use a damaged battery or charger. Only use the charger indoors.

Additional safety information

Make an emergency call

1. Make sure the phone is switched on.
2. Check for adequate signal strength. You may also need to do the following:
 - Insert a SIM card, if supported by your device.
 - Deactivate call restrictions you have activated for your phone, such as call barring, fixed dialling, or closed user group.
 - Make sure airplane mode is not switched on.
 - If the phone screen and keys are locked, unlock them.
3. Press .
4. Select .
5. Select .

Enter the official emergency number for your present location. Emergency call numbers vary by location.

6. Select call.

Give the necessary information as accurately as possible. Do not end the call until given permission to do so.



Important:

Activate both cellular and internet calls, if your phone supports internet calls. The phone may attempt to make emergency calls both through cellular networks and through your internet call service provider. Connections in all conditions cannot be guaranteed. Never rely solely on any wireless phone for essential communications like medical emergencies.

Small children

Your device and its accessories are not toys. They may contain small parts. Keep them out of the reach of small children.

Medical devices

Operation of radio transmitting equipment, including wireless phones, may interfere with the function of inadequately protected medical devices. Consult a physician or the manufacturer of the medical device to determine whether they are adequately shielded from external radio frequency energy.

Implanted medical devices

Manufacturers of medical devices recommend a minimum separation of 15.3 centimeters (6 inches) between a wireless device and an implanted medical device, such as a pacemaker or implanted cardioverter defibrillator, to avoid potential interference with the medical device. Persons who have such devices should:

- Always keep the wireless device more than 15.3 centimeters (6 inches) from the medical device.
- Not carry the wireless device in a breast pocket.
- Hold the wireless device to the ear opposite the medical device.
- Turn the wireless device off if there is any reason to suspect that interference is taking place.
- Follow the manufacturer directions for the implanted medical device.

If you have any questions about using your wireless device with an implanted medical device, consult your health care provider.

Accessibility solutions

Nokia is committed to making mobile phones easy to use for all individuals, including those with disabilities. For more information, visit the Nokia website at www.nokiaaccessibility.com.

Hearing

Some wireless devices may interfere with some hearing aids.



When you use the headset, your ability to hear outside sounds may be affected. Do not use the headset where it can endanger your safety.

Your mobile device complies with FCC rules governing hearing aid compatibility. These rules require an M3 microphone or higher. The M value of your device microphone is marked on the device sales package. To determine the M-rating of your hearing aid and compatibility with this device, consult your hearing health professional. For more information about accessibility, see www.nokiaaccessibility.com. To use a telecoil-equipped hearing aid with this device, activate the hearing aid (T switch) and the device telecoil. The sound quality depends on the type of your hearing aid.



For hearing aid compatibility, you must turn off the Bluetooth connectivity.

This device has been tested and rated for use with hearing aids for some of the wireless technologies that it uses. However, there may be some newer wireless technologies used in this device that have not been tested yet for use with hearing aids. It is important to try the different features of this device thoroughly and in different locations, using your hearing aid or cochlear implant, to determine whether you hear any interfering noise. Consult your service provider about its return and exchange policies and for information on hearing aid compatibility.

Operating environment

This device meets radio frequency exposure guidelines in the normal use position at the ear or at least 1.5 centimeter (5/8 inch) away from the body. Any carry case, belt clip, or holder for body-worn operation should not contain metal and should position the device the above-stated distance from your body. To send data files or messages requires a quality connection to the network. Data files or messages may be delayed until such a connection is available. Follow the separation distance instructions until the transmission is completed.

Vehicles

Radio signals may affect improperly installed or inadequately shielded electronic systems

in motor vehicles such as electronic fuel injection, electronic anti lock braking, electronic speed control, and air bag systems. For more information, check with the manufacturer of your vehicle or its equipment. Only qualified personnel should install the device in a vehicle.

Faulty installation or service may be dangerous and may invalidate your warranty. Check regularly that all wireless device equipment in your vehicle is mounted and operating properly. Do not store or carry flammable liquids, gases, or explosive materials in the same compartment as the device, its parts, or accessories. Remember that air bags inflate with great force. Do not place your device or accessories in the air bag deployment area.

Potentially explosive environments

Switch off your device in any area with a potentially explosive atmosphere, for example near gas pumps at service stations. Sparks in such areas could cause an explosion or fire resulting in bodily injury or death. Observe restrictions in fuel service stations, storage, and distribution areas; chemical plants; or where blasting operations are in progress. Areas with a potentially explosive atmosphere are often, but not always, clearly marked. They include areas where you would be advised to turn off your vehicle engine, below deck on boats, chemical transfer or storage facilities and where the air contains chemicals or particles such as grain, dust, or

metal powders. You should check with the manufacturers of vehicles using liquefied petroleum gas (such as propane or butane) to determine if this device can be safely used in their vicinity.

Certification information (SAR)

This mobile device meets guidelines for exposure to radio waves.

Your mobile device is a radio transmitter and receiver. It is designed not to exceed the limits for exposure to radio waves recommended by international guidelines. These guidelines were developed by the independent scientific organization ICNIRP and include safety margins designed to assure the protection of all persons, regardless of age and health.

The exposure guidelines for mobile devices employ a unit of measurement known as the Specific Absorption Rate or SAR. The SAR limit stated in the ICNIRP guidelines is 2.0 watts/kilogram (W/kg) averaged over 10 grams of tissue. Tests for SAR are conducted using standard operating positions with the device transmitting at its highest certified power level in all tested frequency bands. The actual SAR level of an operating device can be below the maximum value because the device is designed to use only the power required to reach the network. That amount changes depending on a number of factors such as how close you are to a network base station.

The highest SAR value under the ICNIRP guidelines for use of the device at the ear is 0.88 W/kg.

Use of device accessories may result in different SAR values. SAR values may vary depending on national reporting and testing requirements and the network band. Additional SAR information may be provided under product information at www.nokia.com.

Your mobile device is also designed to meet the requirements for exposure to radio waves established by the Federal Communications Commission (USA) and Industry Canada.

These requirements set a SAR limit of 1.6 W/kg averaged over one gram of tissue. The highest SAR value reported under this standard during product certification for use at the ear is 1.44 W/kg and when properly worn on the body is 1.38 W/kg.

Message from the FDA

The U.S. Food and Drug Administration (FDA) provides the following consumer information about wireless phones.

See <http://www.fda.gov/cellphones> for updated information.

Do wireless phones pose a health hazard?

The available scientific evidence does not show that any health problems are associated with using wireless phones. There is no proof, however, that wireless phones are

absolutely safe. Wireless phones emit low levels of radio frequency energy (RF) in the microwave range while being used. They also emit very low levels of RF when in the stand-by mode. Whereas high levels of RF can produce health effects (by heating tissue), exposure to low level RF that does not produce heating effects causes no known adverse health effects. Many studies of low level RF exposures have not found any biological effects. Some studies have suggested that some biological effects may occur, but such findings have not been confirmed by additional research. In some cases, other researchers have had difficulty in reproducing those studies, or in determining the reasons for inconsistent results.

What is the FDA's role concerning the safety of wireless phones?

Under the law, FDA does not review the safety of radiation emitting consumer products such as wireless phones before they can be sold, as it does with new drugs or medical devices. However, the agency has authority to take action if wireless phones are shown to emit radio frequency energy (RF) at a level that is hazardous to the user. In such a case, FDA could require the manufacturers of wireless phones to notify users of the health hazard and to repair, replace or recall the phones so that the hazard no longer exists. Although the existing scientific data do not justify FDA regulatory actions, FDA has urged the wireless phone industry to take a number of steps, including the following:

Product Safety and Warranty Info

- Support needed research into possible biological effects of RF of the type emitted by wireless phones;
- Design wireless phones in a way that minimizes any RF exposure to the user that is not necessary for device function;
- Cooperate in providing users of wireless phones with the best possible information on possible effects of wireless phone use on human health. FDA belongs to an interagency working group of the federal agencies that have responsibility for different aspects of RF safety to ensure coordinated efforts at the federal level.

The following agencies belong to this working group:

- National Institute for Occupational Safety and Health
- Environmental Protection Agency
- Federal Communications Commission
- Occupational Safety and Health Administration
- National Telecommunications and Information Administration

The National Institutes of Health participates in some interagency working group activities, as well.

FDA shares regulatory responsibilities for wireless phones with the Federal Communications Commission (FCC). All phones that are sold in the United States must comply

with FCC safety guidelines that limit RF exposure. FCC relies on FDA and other health agencies for safety questions about wireless phones.

FCC also regulates the base stations that the wireless phone networks rely upon. While these base stations operate at higher power than do the wireless phones themselves, the RF exposures that people get from these base stations are typically thousands of times lower than those they can get from wireless phones. Base stations are thus not the primary subject of the safety questions discussed in this document.

What is the FDA doing to find out more about the possible health effects of wireless phone RF?

FDA is working with the U.S. National Toxicology Program and with groups of investigators around the world to ensure that high priority animal studies are conducted to address important questions about the effects of exposure to radio frequency energy (RF). FDA has been a leading participant in the World Health Organization International Electromagnetic Fields (EMF) Project since its inception in 1996. An influential result of this work has been the development of a detailed agenda of research needs that has driven the establishment of new research programs around the world. The Project has also helped develop a series of public information documents on EMF issues. FDA and the Cellular Telecommunications & Internet Association (CTIA) have a formal Coopera-

tive Research and Development Agreement (CRADA) to do research on wireless phone safety. FDA provides the scientific oversight, obtaining input from experts in government, industry, and academic organizations. CTIA-funded research is conducted through contracts to independent investigators. The initial research will include both laboratory studies and studies of wireless phone users. The CRADA will also include a broad assessment of additional research needs in the context of the latest research developments around the world.

What steps can I take to reduce my exposure to radio frequency energy from my wireless phone?

If there is a risk from these products--and at this point we do not know that there is--it is probably very small. But if you are concerned about avoiding even potential risks, you can take a few simple steps to minimize your exposure to radio frequency energy (RF). Since time is a key factor in how much exposure a person receives, reducing the amount of time spent using a wireless phone will reduce RF exposure.

If you must conduct extended conversations by wireless phone every day, you could place more distance between your body and the source of the RF, since the exposure level drops off dramatically with distance. For example, you could use a headset and carry the wireless phone away from your body or

use a wireless phone connected to a remote antenna.

Again, the scientific data do not demonstrate that wireless phones are harmful. But if you are concerned about the RF exposure from these products, you can use measures like those described above to reduce your RF exposure from wireless phone use.

What about children using wireless phones?

The scientific evidence does not show a danger to users of wireless phones, including children and teenagers. If you want to take steps to lower exposure to radio frequency energy (RF), the measures described above would apply to children and teenagers using wireless phones. Reducing the time of wireless phone use and increasing the distance between the user and the RF source will reduce RF exposure.

Some groups sponsored by other national governments have advised that children be discouraged from using wireless phones at all. For example, the government in the United Kingdom distributed leaflets containing such a recommendation in December 2000. They noted that no evidence exists that using a wireless phone causes brain tumors or other ill effects. Their recommendation to limit wireless phone use by children was strictly precautionary; it was not based on scientific evidence that any health hazard exists.

Do hands-free kits for wireless phones reduce

risks from exposure to RF emissions?

Since there are no known risks from exposure to RF emissions from wireless phones, there is no reason to believe that hands-free kits reduce risks. Hands-free kits can be used with wireless phones for convenience and comfort. These systems reduce the absorption of RF energy in the head because the phone, which is the source of the RF emissions, will not be placed against the head. On the other hand, if the phone is mounted against the waist or other part of the body during use, then that part of the body will absorb more RF energy. Wireless phones marketed in the U.S. are required to meet safety requirements regardless of whether they are used against the head or against the body. Either configuration should result in compliance with the safety limit.

Do wireless phone accessories that claim to shield the head from RF radiation work?

Since there are no known risks from exposure to RF emissions from wireless phones, there is no reason to believe that accessories that claim to shield the head from those emissions reduce risks. Some products that claim to shield the user from RF absorption use special phone cases, while others involve nothing more than a metallic accessory attached to the phone. Studies have shown that these products generally do not work as advertised. Unlike “handfree” kits, these so-called “shields” may interfere with proper operation of the phone. The phone may be forced to boost its power to compensate,

leading to an increase in RF absorption. In February 2002, the Federal Trade Commission (FTC) charged two companies that sold devices that claimed to protect wireless phone users from radiation with making false and unsubstantiated claims. According to FTC, these defendants lacked a reasonable basis to substantiate their claim.

How does the FCC Audit Cell Phone RF?

After FCC grants permission for a particular cellular telephone to be marketed, FCC will occasionally conduct “post-grant” testing to determine whether production versions of the phone are being produced to conform with FCC regulatory requirements. The manufacturer of a cell phone that does not meet FCC’s regulatory requirements may be required to remove the cell phone from use and to refund the purchase price or provide a replacement phone, and may be subject to civil or criminal penalties. In addition, if the cell phone presents a risk of injury to the user, FDA may also take regulatory action. The most important post-grant test, from a consumer’s perspective, is testing of the RF emissions of the phone. FCC measures the Specific Absorption Rate (SAR) of the phone, following a very rigorous testing protocol. As is true for nearly any scientific measurement, there is a possibility that the test measurement may be less than or greater than the actual RF emitted by the phone. This difference between the RF test measurement and actual RF emission is because test measurements are limited by

instrument accuracy, because test measurement and actual use environments are different, and other variable factors. This inherent variability is known as “measurement uncertainty.” When FCC conducts post-grant testing of a cell phone, FCC takes into account any measurement uncertainty to determine whether regulatory action is appropriate. This approach ensures that when FCC takes regulatory action, it will have a sound, defensible scientific basis.

FDA scientific staff reviewed the methodology used by FCC to measure cell phone RF, and agreed it is an acceptable approach, given our current understanding of the risks presented by cellular phone RF emissions. RF emissions from cellular phones have not been shown to present a risk of injury to the user when the measured SAR is less than the safety limits set by FCC (an SAR of 1.6 w/kg). Even in a case where the maximum measurement uncertainty permitted by current measurement standards was added to the maximum permissible SAR, the resulting SAR value would be well below any level known to produce an acute effect. Consequently, FCC’s approach with measurement uncertainty will not result in consumers being exposed to any known risk from the RF emitted by cellular telephones.

FDA will continue to monitor studies and literature reports concerning acute effects of cell phone RF, and concerning chronic effects of long-term exposure to cellular telephone RF (that is, the risks from using a cell phone

for many years). If new information leads FDA to believe that a change to FCC's measurement policy may be appropriate, FDA will contact FCC and both agencies will work together to develop a mutually acceptable approach. Updated July 29, 2003

Message from the CTIA (The Wireless Association)

© 2006 Cellular Telecommunications & Internet Association.

All Rights Reserved. 1400 16th Street, NW Suite 600, Washington, DC 20036. Phone: (202) 785-0081.

Safety is the most important call you will ever make.

A Guide to Safe and Responsible Wireless Phone Use While Driving

Wireless devices give consumers the freedom to stay connected with family and friends, to conduct business and to have fun virtually anytime, anywhere. But, when it comes to using wireless phones behind the wheel, it's important to remember that safety always comes first.

Drivers face many distractions in the car – from eating and drinking to playing music or talking with other passengers. The wireless industry has worked closely with the public safety community, to help educate drivers on the range of distractions they face behind the wheel as well as when it is appropriate to place or receive a wireless phone call.

Educational efforts that provide practical and sound advice, rather than legislation, are the best methods to truly affect driver behavior in a positive way.

Through industry-sponsored public service announcements and outreach, drivers are reminded to, before reaching for the phone while driving, ask themselves, “Is this call necessary?” If it is necessary to use a wireless phone while driving, the wireless industry encourages drivers to follow some basic do’s and don’ts to ensure that a wireless phone doesn’t become a distraction.

Your wireless phone can be your best traveling partner – offering a lifeline in emergencies, helping to locate directions and keeping you connected with family and friends when necessary. In fact, wireless phones are one of the best safety tools drivers can have on the road. Every day, more than 200,000 calls are made from wireless phones to 911 or other emergency services. That’s about 140 calls every minute. More Americans are using their wireless phones to report emergencies, to prevent crimes, and even to save lives.

But safety should be every driver’s top priority. That means making good judgment calls about when it’s appropriate to use your wireless phone. It also means keeping your eyes on the road and being cautious and courteous of other drivers. Every state has hazardous or inattentive driving laws to discourage distracted driving – no matter what the cause.

Driving Tips

If it is necessary to use a wireless device while driving, the wireless industry encourages drivers to follow some basic do's and don'ts to ensure that a wireless device doesn't become a distraction.

1. Get to know your wireless phone and its features such as speed dial and redial.
 2. Position your wireless phone within easy reach.
 3. Dial sensibly and assess the traffic; if possible, place calls when you are not moving.
 4. Let the person you are speaking with know you are driving; if necessary, suspend the call in heavy traffic or hazardous weather conditions.
 5. Do not take notes or look up phone numbers while driving.
 6. Use a hands-free device for convenience and comfort.
 7. Do not engage in stressful or emotional conversations that might divert your attention from the road.
 8. Dial 9-1-1 or other local emergency numbers to report serious emergencies — it's free from your wireless phone!
 9. Use your wireless phone to help others in emergencies.
 10. Call roadside assistance or a special non-emergency wireless number when necessary.
- So, play it safe and remember, with wireless,

safety is your call!

For more information, please call 1-888-901-SAFE. For updates: http://www.ctia.org/consumer_info/safety.

NOKIA MANUFACTURER'S LIMITED WARRANTY FOR NOKIA WITH WINDOWS PHONE

This Manufacturer's Limited Warranty ("Warranty") is applicable only for authentic Nokia products with Windows Phone sold through Nokia authorized channels in the United States of America.

1. GENERAL

Nokia Inc. ("Nokia") provides this Warranty for the Nokia product(s) included in the original sales package ("Product").

Your Product is a sophisticated electronic device. Nokia strongly encourages you to read and follow its user guide. Please also note that your Product may contain parts, which can be damaged if not handled very carefully.

During the warranty period, Nokia or a Nokia authorized service center will remedy defects in materials and workmanship that result in Product failure during normal usage free of charge and in a commercially reasonable time by either repairing or replacing your Product at its option. If Nokia replaces the Product, the replacement Product will be subject to your rights set forth in this Warranty for the remaining warranty period of

the original product.

2. WARRANTY PERIOD

The warranty period starts when the Product is sold to an end-user for the first time. This can be evidenced either by (i) the proof of purchase issued by the first retailer or (ii) the date Your Product has first been registered by Nokia.

Nokia warrants the items in the sales pack as follows:

(i) Twelve (12) months for the main device;

(ii) Twelve (12) months for the main device battery and

accessories (i.e. chargers and headsets);

(iii) Three (3) months for the CD-ROM and carrying cases.

No repair or replacement will renew or extend the warranty periods. However, original or replacement parts or replacement Products provided under this Warranty will be covered by this Warranty for the remainder of the original warranty period or for ninety (90) days from the date of repair or replacement, whichever is longer.

3. HOW TO OBTAIN YOUR WARRANTY SERVICE

For questions regarding your plans, billing, or network issues, please contact your operator. If you reside in the United States of America and want more information on how to obtain your warranty service, please visit www.nokia.com/us-en/.

When contacting Nokia for a warranty service, please have the following information readily available:

- Your name, address, telephone number, Nokia user account details, and other contact information;
- Your Product type, name, model number, product code, and serial number, which are available from the sales package of your Product;
- Date and place of purchase, as well as the name of the retailer from whom your Product was first purchased; and
- A short description of the issue affecting your Product.

If you visit a Nokia authorized service center for assistance under this Warranty, please remember to bring along a copy of the original proof of purchase.

You must inform Nokia or a Nokia authorized service center of the issue affecting your product within a reasonable time from noticing it and always before the applicable warranty period expires (see section 2 above).

4. WHAT THIS WARRANTY DOES NOT COVER

Nokia does not provide a warranty for the following:

1. User guides;
2. Any third party software, settings, content, data, or links installed or downloaded onto your Product at any time;
3. Nokia and third party services or enabling clients (please read the terms and conditions that may accompany the services to review your applicable rights and obligations);
4. Normal wear and tear;
5. Reduced charging capacity of the battery, which is a result of the natural end of life process of batteries;
6. Defects or damage caused by: (a) misuse, (b) exposure to abnormal conditions, improper storage, exposure to moisture or dampness, (b) not using your Product in accordance with the user guide, (c) using your Product with, or connecting it to, any product, accessory, software, or service not manufactured or supplied by Nokia, (d) any products combined with your Product by a third party, or (e) other acts beyond Nokia's reasonable control;
7. Damage caused by hacking, cracking, viruses, or other malware, or by unauthorized access to services, accounts, computer systems or networks;
8. Pixel defects in your Product's display that are within the scope of industry standards.

9. Loss or corruption of, or damage to, data or the recreation or transfer thereof even if such loss was a result of a defect in the Product.

10. Nokia software. For the purposes of this Warranty, all software (including updates and upgrades) that Nokia has preinstalled on the Product and which is necessary for its normal operation is considered Nokia software. Nokia does not warrant that any Nokia software (including updates and upgrades) provided with, in, or for your Product will meet your requirements, work in combination with any hardware or software not provided by Nokia, that the operation of Nokia software will be uninterrupted or error free or that any defects in the software are correctable or will be corrected.

Software (including updates and upgrades to software) is provided “as is” and “as available” without any express or implied warranties or representations of any kind, and Nokia disclaims any such warranties and representations to the fullest extent permitted by applicable law. Without limiting the generality of the foregoing, NOKIA EXPRESSLY DISCLAIMS ANY WARRANTIES OR REPRESENTATIONS OF NON INFRINGEMENT, FITNESS FOR A PARTICULAR PURPOSE OF THE SOFTWARE (INCLUDING UPDATES AND UPGRADES TO SOFTWARE), OR THAT THE SOFTWARE (INCLUDING UPDATES AND UPGRADES TO SOFTWARE) IS ERROR FREE OR

ITS USE UNINTERRUPTED. For Nokia software related defects, Nokia or a Nokia authorized service center will make available the latest version of the Nokia software for re-installation on your Product. Some Nokia software may be subject to separate licence terms. Please refer to www.nokia.com or the license terms, which apply to the Nokia software, for information on support that may be available for it. This Warranty is not valid if:

1. Your Product has been (a) opened, modified, or repaired without Nokia's authorization, or (b) repaired with unauthorized spare parts. Unauthorized repair or replacement of any Parts in the Product will, to the fullest extent permitted under applicable law, void this Warranty and any of your rights set forth herein.
2. Your Product's serial number, the mobile accessory date code, or the IMEI number has been re-moved, erased, defaced, altered or if these are illegible in any way.
3. Your Product has been exposed to moisture, to dampness or to extreme thermal or environmental conditions or to rapid changes in such conditions, to corrosion, to oxidation, to spillage of food or liquid or to influence from chemical products.
4. The software your product runs on has been modified.

5. OTHER IMPORTANT NOTICES

An independent operator provides the SIM card and the cellular or other network or system on which your Product operates.

Therefore, Nokia does not assume any responsibility for the operation, availability, coverage, services, or range of the cellular or other networks or systems.

Before Nokia or a Nokia authorized service center can repair or replace your Product, the operator may need to unlock the SIM-lock or other lock that may lock your Product to a specific network or operator. In these situations, please first contact your operator and request it to unlock your Product.

All parts of your Product that Nokia has replaced become Nokia's property. When repairing or replacing your Product, Nokia may use new or re-conditioned parts or products.

If this Warranty does not cover your Product or the issue based on which it requires service, Nokia and its authorized service centers reserve the right to charge for the repair or replacement of your Product, as well as a handling fee.

Your Product may contain country specific elements, including software. The warranty services available in a particular country may be limited to the Products and country specific elements available in that country. Also, if your Product has been re-exported from its original destination to another country, your Product may contain country specific elements that are not considered a defect under this Warranty even if they would not be operational.

6. LIMITATION OF NOKIA'S LIABILITY

This Warranty is your sole and exclusive

remedy against Nokia and Nokia's sole and exclusive liability with respect to defect and damage in your Product. This Warranty replaces all other Nokia warranties and liabilities, whether oral, written, (non-mandatory) statutory, contractual, in tort, or otherwise, including, without limitation, and where permitted by applicable law, any implied conditions, warranties, or other terms as to satisfactory quality or fitness for a particular purpose. However, this Warranty shall neither exclude nor limit i) any of your legal (statutory) rights under the applicable laws or ii) any of your rights against the seller of the Product.

TO THE EXTENT PERMITTED BY APPLICABLE LAW(S), NOKIA SHALL NOT UNDER ANY CIRCUMSTANCES BE LIABLE, EITHER EXPRESSLY OR IMPLICITLY, FOR ANY DAMAGES OR LOSSES OF ANY KIND WHATSOEVER RESULTING FROM LOSS OF, DAMAGE TO, OR CORRUPTION OF, CONTENT OR DATA OR THE RECREATION OR TRANSFER THEREOF EVEN IF SUCH LOSS, DAMAGE, OR CORRUPTION WAS A RESULT OF A DEFECT IN YOUR PRODUCT AND FOR ANY LOSS OF PROFIT, PRODUCTS OR FUNCTIONALITY, BUSINESS, CONTRACTS, REVENUES OR ANTICIPATED SAVINGS, INCREASED COSTS OR EXPENSES, OR FOR ANY INDIRECT, CONSEQUENTIAL OR SPECIAL LOSS OR DAMAGE. NOKIA'S LIABILITY SHALL BE LIMITED TO THE PURCHASE VALUE OF YOUR PRODUCT. The limitations in this clause 6 shall not apply in case of Nokia's gross negligence or intentional misconduct or in case of death or personal injury result-

ing from Nokia's proven negligence.

Please note that you should always back up all data and content (including, without limitation, any licence numbers and activation codes) stored on your Product before taking your Product in for service since service activities will erase all data from your Product. Nokia Inc.

200 South Mathilda

Sunnyvale, California

94086

DECLARATION OF CONFORMITY

CE 0168!

Hereby, NOKIA CORPORATION declares that this RM-860 product is in compliance with the essential requirements and other relevant provisions of Directive 1999/5/EC. A copy of the Declaration of Conformity can be found at <http://www.nokia.com/global/declaration>.

© 2012 Nokia. All rights reserved.

Nokia, Nokia Care, and Nokia Connecting People are trademarks or registered trademarks of Nokia Corporation. Nokia tune is a sound mark of Nokia Corporation. Other product and company names mentioned herein may be trademarks or tradenames of their respective owners.

The Bluetooth word mark and logos are owned by the Bluetooth SIG, Inc. and any use of such marks by Nokia is under license.

This product is licensed under the MPEG-4 Visual Patent Portfolio License (i) for personal and noncommercial use in connection with information which has been encoded in compliance with the MPEG-4 Visual Standard by a consumer engaged in a personal and noncommercial activity and (ii) for use in connection with MPEG-4 video provided by a licensed video provider. No license is granted or shall be implied for any other use. Additional information, including that related to promotional, internal, and commercial uses, may be obtained from MPEG LA, LLC. See <http://www.mpegla.com>.

© 2012 Microsoft Corporation. All rights reserved. Microsoft, Windows, the Windows logo, Xbox LIVE, Bing, and Microsoft Office are trademarks of the Microsoft group of companies.

Reverse engineering of software in the device is prohibited to the extent permitted by applicable law. Insofar as this user guide contains any limitations on Nokia's representations, warranties, damages and liabilities, such limitations shall likewise limit any representations, warranties, damages and liabilities of Nokia's licensors. The software in this device includes software licensed by Nokia from Microsoft Corporation or its affiliates. To access the Windows Phone software license terms, from the home screen, swipe left, and select about. Please read the terms. Please note that using the software, you accept the terms. If you do not accept the terms, do not use the device or software. Instead contact Nokia or the party from which you purchased the device to determine its return policy.

FCC/MEXICO/INDUSTRY CANADA NOTICE

This device complies with part 15 of the FCC rules and Industry Canada license-exempt RSS standard(s). Operation is subject to the following two conditions: (1) This device may not cause harmful interference, and (2) this device must accept any interference received, including interference that may cause undesired operation. Any changes or modifications not expressly approved by Nokia could void the user's authority to operate this equipment.

Note: This equipment has been tested and found to comply with the limits for a Class B digital device, pursuant to part 15 of the FCC Rules. These limits are designed to provide reasonable protection against harmful interference in a residential installation. This equipment generates, uses and can radiate radio frequency energy and, if not installed and used in accordance with the instructions, may cause harmful interference to radio communications. However, there is no guarantee that interference will not occur in a particular installation. If this equipment does cause harmful interference to radio or television reception, which can be determined by turning the equipment off and on, the user is encouraged to try to correct the interference by one or more of the following measures:

- Reorient or relocate the receiving antenna.
- Increase the separation between the equipment and receiver.
- Connect the equipment into an outlet on a circuit different from that to which the receiver is connected.
- Consult the dealer or an experienced radio/TV technician for help.