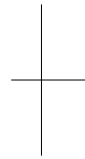
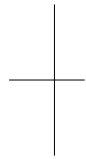
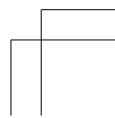
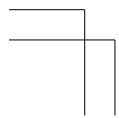
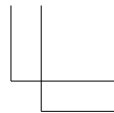
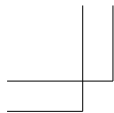


Nokia



9258916 Issue 1 (draft) EN



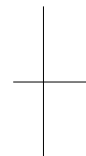


Psst...

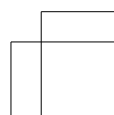
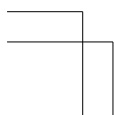
This guide isn't all there is...

For the online user guide, even more info, and troubleshooting help, go to www.nokia.com/support.

Check out the videos at www.youtube.com/NokiaSupportVideos.



2



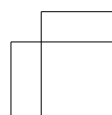
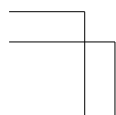


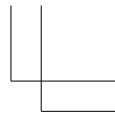
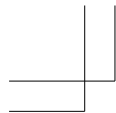
User Guide

Nokia Lumia 810

Contents

Safety	4
Antenna locations	6
Help and support	7
Feature-specific information	9
Nokia Careline	13
Find your phone label	14
Access codes	15
Product and safety information	18
Copyrights and other notices	30
NOKIA MANUFACTURER'S LIMITED WARRANTY FOR NOKIA WITH WINDOWS PHONE	34
Message from the FDA	41
Message from the CTIA (The Wireless Association)	49





Safety

Read these simple guidelines. Not following them may be dangerous or illegal. For further info, read the complete user guide.



SWITCH OFF IN RESTRICTED AREAS

Switch the device off when mobile phone use is not allowed or when it may cause interference or danger, for example, in aircraft, in hospitals or near medical equipment, fuel, chemicals, or blasting areas. Obey all instructions in restricted areas.



ROAD SAFETY COMES FIRST

Obey all local laws. Always keep your hands free to operate the vehicle while driving. Your first consideration while driving should be road safety.



INTERFERENCE

All wireless devices may be susceptible to interference, which could affect performance.



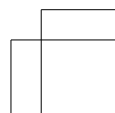
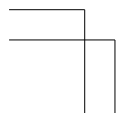
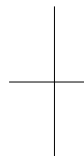
QUALIFIED SERVICE

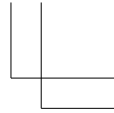
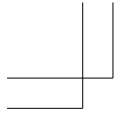
Only qualified personnel may install or repair this product.



BATTERIES, CHARGERS, AND OTHER ACCESSORIES

Use only batteries, chargers, and other accessories approved by Nokia for use with this device. Third-party chargers that comply with the IEC/EN 62684 standard, and that can connect to your device micro USB connector, may be compatible. Do not connect incompatible products.





KEEP YOUR DEVICE DRY

Your device is not water-resistant. Keep it dry.



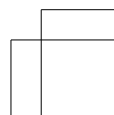
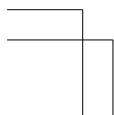
GLASS PARTS

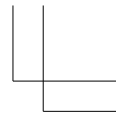
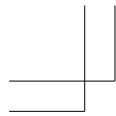
The device screen is made of glass. This glass can break if the device is dropped on a hard surface or receives a substantial impact. If the glass breaks, do not touch the glass parts of the device or attempt to remove the broken glass from the device. Stop using the device until the glass is replaced by qualified service personnel.



PROTECT YOUR HEARING

To prevent possible hearing damage, do not listen at high volume levels for long periods. Exercise caution when holding your device near your ear while the loudspeaker is in use.



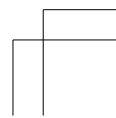
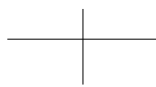
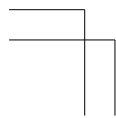



Antenna locations

Learn where the antennas are located on your phone to get the best possible performance.

Avoid touching the antenna area while the antenna is in use. Contact with antennas affects the communication quality and may reduce battery life due to higher power level during operation.


The antenna areas are highlighted.





Help and support

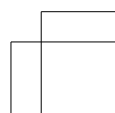
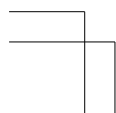
When you want to learn more about your phone, or if you're unsure how your phone should work, there are several support channels for you to check.

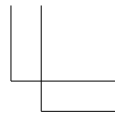
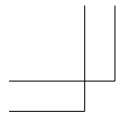


To help you get the most out of your phone, read the user guide thoroughly.

Explore www.nokia.com/support where you can find:

- Full-length user guides
- Troubleshooting info
- Discussions
- News on apps and downloads





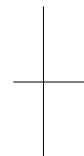
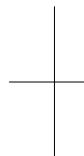
- Software update info
- Further details about features and technologies, and the compatibility of devices and accessories

For support videos, go to www.youtube.com/NokiaSupportVideos.

If your phone isn't responding

Do the following:

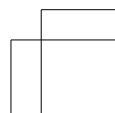
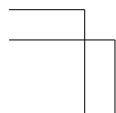
- Switch the phone off, and remove the battery. After about a minute, put the battery back in, and switch the phone on.
- Update your phone software
- Reset your phone. This restores the factory settings, and erases all your personal content, including apps you've purchased and downloaded. On the start screen, swipe left, and tap **Settings > about > reset your phone**.

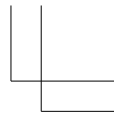
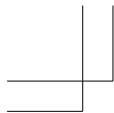


If your issue remains unsolved, contact Nokia for repair options. Before sending your phone for repair, always back up your data, as all personal data in your phone may be deleted.

★ **Tip:** If you need to identify your phone, to view the unique IMEI number of the phone, dial ***#06#**.

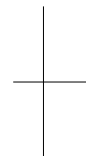
8





Feature-specific information

- Important:** This device is designed to be used with a mini-UICC SIM card, also known as a micro-SIM card only. A micro-SIM card is smaller than the standard SIM card. Use of incompatible SIM cards may damage the card or the device, and may corrupt data stored on the card.
- Note:** Switch the device off and disconnect the charger and any other device before removing any covers. Avoid touching electronic components while changing any covers. Always store and use the device with any covers attached.

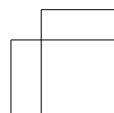
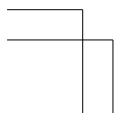


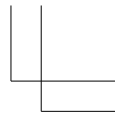
Use only compatible memory cards approved by Nokia for use with this device. Incompatible cards may damage the card and the device and corrupt data stored on the card.

- Important:** Do not remove the memory card when an app is using it. Doing so may damage the memory card and the device and corrupt data stored on the card.

If the battery is completely discharged, it may take several minutes before the charging indicator is displayed or before any calls can be made.

You can use USB charging when a wall outlet is not available. Data can be transferred while charging the device. The efficiency of USB charging power varies significantly, and it may take a long time for





charging to start and the device to start functioning.

Use only Qi chargers for wireless charging.

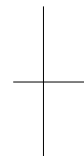
⚠ Warning: Make sure there's nothing between the charger and the device. Do not attach anything, such as stickers, to the device surface near the charging area.

Flight mode closes connections to the mobile network and switches your phone's wireless features off. NFC is not switched off. Comply with the instructions and safety requirements given by, for example, an airline, and any applicable laws and regulations. Where allowed, you can connect to a Wi-Fi network to, for example, browse the internet or switch Bluetooth on in flight mode.



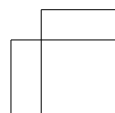
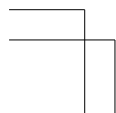
ⓘ Important: Avoid scratching the touch screen.

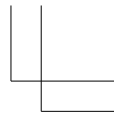
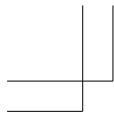
Do not connect products that create an output signal, as this may damage the device. Do not connect any voltage source to the audio connector. If you connect an external device or headset, other than those approved by Nokia for use with this device, to the audio connector, pay special attention to volume levels.



You can send text messages that are longer than the character limit for a single message. Longer messages are sent as two or more messages. Your service provider may charge accordingly. Characters with accents, other marks, or some language options, take more space, and limit the number of characters that can be sent in a single message.

10





The compass has limited accuracy. Electromagnetic fields, metal objects, or other external circumstances may also affect the accuracy of the compass. The compass should always be properly calibrated.

The availability, accuracy and completeness of the location info depend on, for example, your location, surroundings, and third party sources, and may be limited. Location info may not be available, for example, inside buildings or underground. For privacy info related to positioning methods, see the Nokia Privacy Policy.

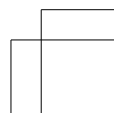
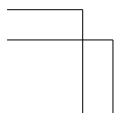


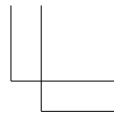
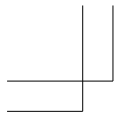
Contents of digital maps may sometimes be inaccurate and incomplete. Never rely solely on the content or the service for essential communications, such as in emergencies.

Using services or downloading content may cause transfer of large amounts of data, which may result in data traffic costs.

Websites may ask to access your current location info to, for example, personalise the info they show you. If you allow a website to use your location info, your location may be visible to others, depending on the website. Read the privacy policy of the website.

Location info can be attached to a photo or video, if your location can be determined using satellite or network methods. If you share a photo or video that contains location info, the location info may be visible to those who view the photo or video. You can switch geotagging off in the phone settings.

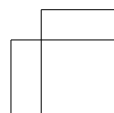
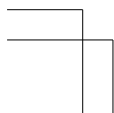
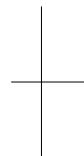


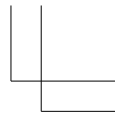


Note: Using Wi-Fi may be restricted in some countries. For example, in the USA and Canada, you are only allowed to use 5.15–5.25 GHz Wi-Fi indoors. For more info, contact your local authorities.

Keep a safe distance when using the flash. Do not use the flash on people or animals at close range. Do not cover the flash while taking a photo.

The software in this device includes software licensed by Nokia from Microsoft Corporation or its affiliates. To access the Windows Phone software license terms, select **Settings > about**. Please read the terms. Please note that by using the software, you accept the terms. If you do not accept the terms, do not use the device or software. Instead contact Nokia or the party from which you purchased the device to determine its return policy.





Nokia Careline

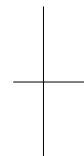
The Nokia Careline provides product support info including phone features, settings for services such as e-mail, and guidance on accessing repair support.

Our representatives are ready to answer your questions and guide you in using Nokia products and services.

Nokia Careline can help you with the following:

- Nokia original phones, products, and accessories
- Phone software and apps

If you call Nokia Careline, you need to provide specific info about your phone or accessory, so have it with you when you call.



Nokia Careline, USA

Tel: 1-888-NOKIA-2U (1-888-665-4228)

Website: www.nokia.com/support

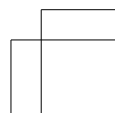
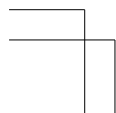
Nokia Careline, Canada

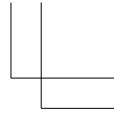
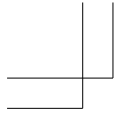
Tel: 1-888-22-NOKIA (1-888-226-6542)

Website: www.nokia.com/support

For TTY/TDD users only

1-800-24-NOKIA (1-800-246-6542)





Find your phone label

If you need to call Nokia Careline or your service provider, you need specific information listed on your phone label.

The phone label may be:

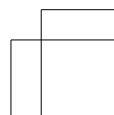
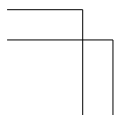
- Under the battery
- On the back cover

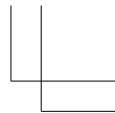
In phones with a nonremovable battery, this information may be on the back of the phone or on the top or bottom edge of the phone.

The label contains the model and serial numbers, as well as other important information about your phone.

To help Nokia Care promptly answer your questions, have the following information available before contacting Care services:

- The phone or accessory in question
- Phone model number
- International mobile equipment identity (IMEI), electronic serial number (ESN), or Mobile Equipment Identifier (MEID)
- Your zip code





Access codes

Ever wondered what the different codes on your phone are for?

PIN code
(4-8 digits)

This protects your SIM card against unauthorised use or is required to access some features.

You can set your phone to ask for the PIN code when you switch it on.

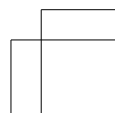
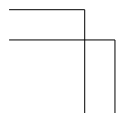
If not supplied with your card or you forget the code, contact your network service provider.

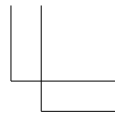
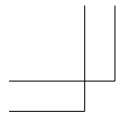
If you type in the code incorrectly three times in a row, you need to unblock the code with the PUK code.

PUK

This is required to unblock a PIN code.

If not supplied with your SIM card, contact your network service provider.





Security code (lock code, password)
(min. 4 digits)

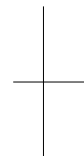
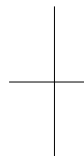
This helps you protect your phone against unauthorised use.

You can set your phone to ask for the lock code that you define.

Keep the code secret and in a safe place, separate from your phone.

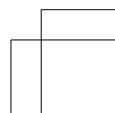
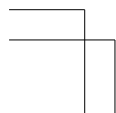
If you forget the code and your phone is locked, your phone will require service. Additional charges may apply, and all the personal data in your phone may be deleted.

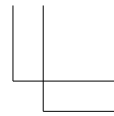
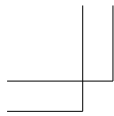
For more information, contact Nokia Care or your phone dealer.



IMEI

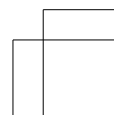
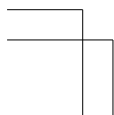
This is used to identify valid phones in the network. The number can also be used to block, for example, stolen phones. You may also need to give the number to Nokia Care services.

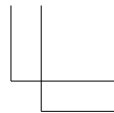
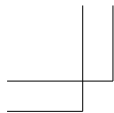




To view your IMEI
number, dial ***#06#**.

The personal unblocking key (PUK) code and the universal personal unblocking key (UPUK) code (8 digits) are required to change a blocked PIN code and UPIN code, respectively. This code is not supplied with the SIM card. Contact your local service provider for the codes.





Product and safety information

Learn how to use your product safely.

Network services and costs

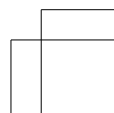
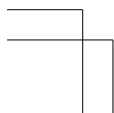
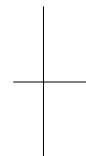
Your device is approved for use on the WCDMA 850 (5), 1900 (2), 1700/2100 (4), 2100 (1), and GSM 850 (5), 900 (8), 1800 (3), 1900 (2) MHz networks. To use the device, you need a subscription with a service provider.

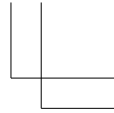
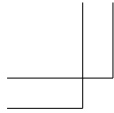
Using some features and downloading content to your device requires a network connection and may result in data traffic costs. Some product features require support from the network, and you may need to subscribe to them.

Take care of your device

Handle your device, battery, charger and accessories with care. The following suggestions help you protect your warranty coverage.

- Keep the device dry. Precipitation, humidity, and all types of liquids or moisture can contain minerals that corrode electronic circuits. If your device gets wet, remove the battery, and allow the device to dry.
- Do not use or store the device in dusty or dirty areas. Moving parts and electronic components can be damaged.
- Do not store the device in high temperatures. High temperatures can shorten the life of the device, damage the battery, and warp or melt plastics.
- Do not store the device in cold temperatures. When the device warms to its normal temperature, moisture can form inside the device and damage electronic circuits.





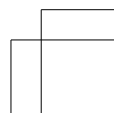
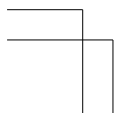
- Do not attempt to open the device other than as instructed in the user guide.
- Unauthorised modifications may damage the device and violate regulations governing radio devices.
- Do not drop, knock, or shake the device. Rough handling can break internal circuit boards and mechanics.
- Only use a soft, clean, dry cloth to clean the surface of the device.
- Do not paint the device. Paint can clog moving parts and prevent proper operation.
- Switch off the device and remove the battery from time to time for optimum performance.
- Keep your device away from magnets or magnetic fields.
- To keep your important data safe, store it in at least two separate places, such as your device, memory card, or computer, or write down important info.

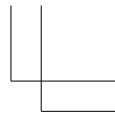
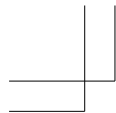


During extended operation, the device may feel warm. In most cases, this is normal. If you suspect the device is not working properly, take it to the nearest authorised service facility.

Recycle

Always return your used electronic products, batteries, and packaging materials to dedicated collection points. This way you help prevent uncontrolled waste disposal and promote the recycling of materials. Check how to recycle your Nokia products at www.nokia.com/recycling.

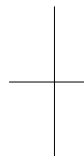




About Digital Rights Management

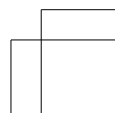
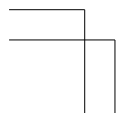
When using this device, obey all laws and respect local customs, privacy and legitimate rights of others, including copyrights. Copyright protection may prevent you from copying, modifying, or transferring photos, music, and other content.

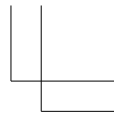
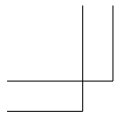
Content owners may use different types of digital rights management (DRM) technologies to protect their intellectual property, including copyrights. This device uses various types of DRM software to access DRM-protected content. With this device you can access content protected with WMDRM 10. If certain DRM software fails to protect the content, content owners may ask that such DRM software's ability to access new DRM-protected content be revoked. Revocation may also prevent renewal of such DRM-protected content already in your device. Revocation of such DRM software does not affect the use of content protected with other types of DRM or the use of non-DRM-protected content.



Digital rights management (DRM) protected content comes with an associated licence that defines your rights to use the content.

If your device has WMDRM-protected content, both the licences and the content are lost if the device memory is formatted. You may also lose the licences and the content if the files on your device become corrupted. Losing the licences or the content may limit your ability to use the same content on your device again. For more info, contact your service provider.





Battery and charger info

Your device is intended for use with a BP-4W rechargeable battery. Nokia may make additional battery models available for this device. Always use original Nokia batteries.

This device is intended for use when supplied with power from the following chargers: AC-50U. The exact Nokia charger model number may vary depending on the plug type, identified by E, X, AR, U, A, C, K, B, or N.

In addition, third-party chargers that comply with the IEC/EN 62684 standard, and that can connect to your device micro USB connector, may be compatible.



The battery can be charged and discharged hundreds of times, but it will eventually wear out. When the talk and standby times are noticeably shorter than normal, replace the battery.

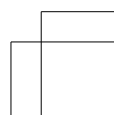
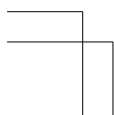
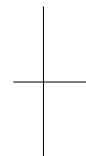
Only replace the battery with a battery that is compliant with the IEEE-std-1725 standard.

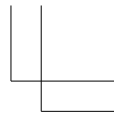
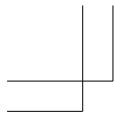
Only use the battery with a charging system that has been qualified with the system per CTIA Certification Requirements for Battery System Compliance to IEEE 1725.

The phone shall only be connected to CTIA certified adapters, products that bear the USB-IF logo, or products that have completed the USB-IF compliance program.

Battery safety

Always switch the device off and unplug the charger before removing the battery. When you





unplug a charger or an accessory, hold and pull the plug, not the cord.

When your charger is not in use, unplug it from the electrical plug and the device. Do not leave a fully charged battery connected to a charger, as overcharging may shorten the battery's lifetime. If left unused, a fully charged battery will lose its charge over time.

Always keep the battery between 15°C and 25°C (59°F and 77°F). Extreme temperatures reduce the capacity and lifetime of the battery. A device with a hot or cold battery may not work temporarily.

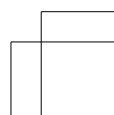
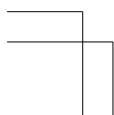
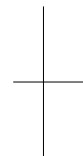


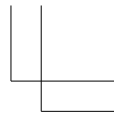
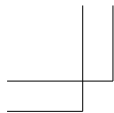
Accidental short-circuiting can happen when a metallic object touches the metal strips on the battery, for example, if you carry a spare battery in your pocket. Short-circuiting may damage the battery or the connecting object.

Do not dispose of batteries in a fire as they may explode. Dispose of batteries according to local regulations. Recycle when possible. Do not dispose as household waste.

Do not dismantle, cut, open, crush, bend, puncture, or shred cells or batteries. If a battery leaks, do not let battery liquid touch skin or eyes. If this happens, immediately flush the affected areas with water, or seek medical help.

Do not modify, remanufacture, attempt to insert foreign objects into the battery, or immerse or expose it to water or other liquids. Batteries may explode if damaged.





Use the battery and charger for their intended purposes only. Improper use, or use of unapproved batteries or incompatible chargers may present a risk of fire, explosion, or other hazard, and may invalidate any approval or warranty. If you believe the battery or charger is damaged, take it to a service centre for inspection before continuing to use it. Never use a damaged battery or charger. Only use the charger indoors.

Additional safety information

Read the additional safety information about your product.


Make an emergency call

1. Make sure the phone is switched on.
2. Check for adequate signal strength.

You may also need to do the following:

- Put a SIM card in the device, if supported by your device.
- Switch the call restrictions off in your phone, such as call barring, fixed dialling, or closed user group.
- Make sure **flight mode** is not switched on.
- If the phone screen and keys are locked, unlock them.

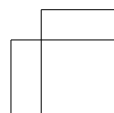
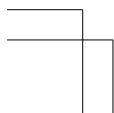
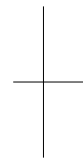
3. Press .

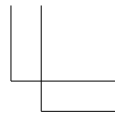
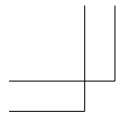
4. Select .

5. Select .

6. Type in the official emergency number for your present location. Emergency call numbers vary by location.

7. Select **call**.

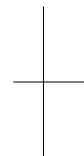




8. Give the necessary info as accurately as possible. Do not end the call until given permission to do so.

When you switch your phone on for the first time, you are asked to create your Microsoft account and set up your phone. To make an emergency call during the account and phone setup, tap **emergency call**.

! **Important:** Activate both cellular and internet calls, if your phone supports internet calls. The phone may attempt to make emergency calls both through cellular networks and through your internet call service provider. Connections in all conditions cannot be guaranteed. Never rely solely on any wireless phone for essential communications like medical emergencies.



Small children

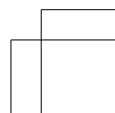
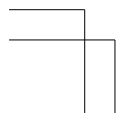
Your device and its accessories are not toys. They may contain small parts. Keep them out of the reach of small children.

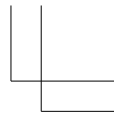
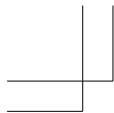
Medical devices

Operation of radio transmitting equipment, including wireless phones, may interfere with the function of inadequately protected medical devices. Consult a physician or the manufacturer of the medical device to determine whether they are adequately shielded from external radio frequency energy.

Implanted medical devices

Manufacturers of medical devices recommend a minimum separation of 15.3 centimetres (6 inches) between a wireless device and an



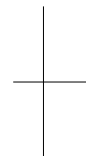


implanted medical device, such as a pacemaker or implanted cardioverter defibrillator, to avoid potential interference with the medical device. Persons who have such devices should:

- Always keep the wireless device more than 15.3 centimetres (6 inches) from the medical device.
- Not carry the wireless device in a breast pocket.
- Hold the wireless device to the ear opposite the medical device.
- Switch the wireless device off if there is any reason to suspect that interference is taking place.
- Follow the manufacturer directions for the implanted medical device.



If you have any questions about using your wireless device with an implanted medical device, consult your health care provider.



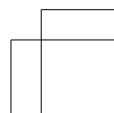
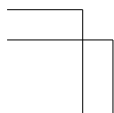
Accessibility solutions

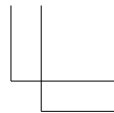
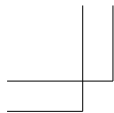
Nokia is committed to making mobile phones easy to use for all individuals, including those with disabilities. For more information, visit the Nokia website at www.nokiaaccessibility.com.

Hearing

Warning: When you use the headset, your ability to hear outside sounds may be affected. Do not use the headset where it can endanger your safety.

This device has been tested and rated for use with hearing aids for some of the wireless technologies used in this device. However, there may be some newer wireless technologies used in





this device that have not yet been tested for use with hearing aids. It is important to try the different features of this device thoroughly and in different locations, using your hearing aid or cochlear implant, to determine if you hear any interference. Consult your service provider about its return and exchange policies and for information on hearing aid compatibility.

Some wireless devices may interfere with some hearing aids.

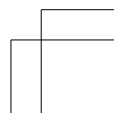
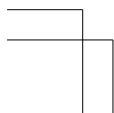
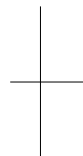
Your device complies with FCC rules on hearing aid compatibility. These rules require an M3 rating or higher. The M value of your device is marked on the device sales package. To determine the M-rating of your hearing aid and compatibility with this device, consult your hearing health professional. For more info about accessibility, go to www.nokiaaccessibility.com.

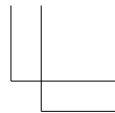
To use a telecoil-equipped hearing aid with this device, activate the hearing aid (T switch) and the device telecoil. The sound quality depends on the type of your hearing aid.

Operating environment

This device meets radio frequency exposure guidelines in the normal use position at the ear or at least 1.5 centimetre (5/8 inch) away from the body. Any carry case, belt clip, or holder for body-worn operation should not contain metal and should position the device the above-stated distance from your body.

To send data files or messages requires a quality connection to the network. Data files or messages may be delayed until such a connection





is available. Follow the separation distance instructions until the transmission is completed.

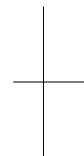
Parts of the device are magnetic. Metallic materials may be attracted to the device. Do not place credit cards or other magnetic storage media near the device, because information stored on them may be erased.

Vehicles

Radio signals may affect improperly installed or inadequately shielded electronic systems in motor vehicles such as electronic fuel injection, electronic antilock braking, electronic speed control, and air bag systems. For more info, check with the manufacturer of your vehicle or its equipment.

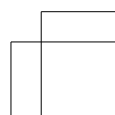
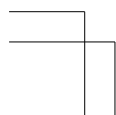


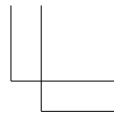
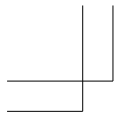
Only qualified personnel should install the device in a vehicle. Faulty installation or service may be dangerous and may invalidate your warranty. Check regularly that all wireless device equipment in your vehicle is mounted and operating properly. Do not store or carry flammable liquids, gases, or explosive materials in the same compartment as the device, its parts, or accessories. Remember that air bags inflate with great force. Do not place your device or accessories in the air bag deployment area.



Potentially explosive environments

Switch your device off in any area with a potentially explosive atmosphere, for example near petrol pumps at service stations. Sparks in such areas could cause an explosion or fire resulting in bodily injury or death. Observe restrictions in fuel service stations, storage, and distribution areas; chemical plants; or where



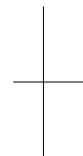


blasting operations are in progress. Areas with a potentially explosive atmosphere are often, but not always, clearly marked. They include areas where you would be advised to switch your vehicle engine off, below deck on boats, chemical transfer or storage facilities, and where the air contains chemicals or particles such as grain, dust, or metal powders. You should check with the manufacturers of vehicles using liquefied petroleum gas (such as propane or butane) to determine if this device can be safely used in their vicinity.

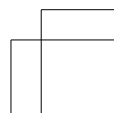
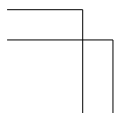
**Certification information (SAR)
This mobile device meets guidelines for exposure to radio waves.**

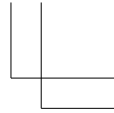
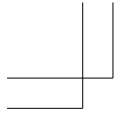


Your mobile device is a radio transmitter and receiver. It is designed not to exceed the limits for exposure to radio waves recommended by international guidelines. These guidelines were developed by the independent scientific organisation ICNIRP and include safety margins designed to assure the protection of all persons, regardless of age and health.



The exposure guidelines for mobile devices employ a unit of measurement known as the Specific Absorption Rate or SAR. The SAR limit stated in the ICNIRP guidelines is 2.0 watts/kilogram (W/kg) averaged over 10 grams of tissue. Tests for SAR are conducted using standard operating positions with the device transmitting at its highest certified power level in all tested frequency bands. The actual SAR level of an operating device can be below the maximum value because the device is designed to use only





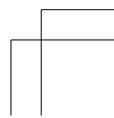
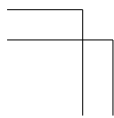
the power required to reach the network. That amount changes depending on a number of factors such as how close you are to a network base station.

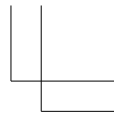
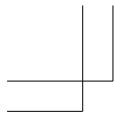
The highest SAR value under the ICNIRP guidelines for use of the device at the ear is **0.83 W/kg**. Use of device accessories may result in different SAR values. SAR values may vary depending on national reporting and testing requirements and the network band. Additional SAR information may be provided under product information at www.nokia.com.

Your mobile device is also designed to meet the requirements for exposure to radio waves established by the Federal Communications Commission (USA) and Industry Canada. These requirements set a SAR limit of 1.6 W/kg averaged over one gram of tissue. The highest SAR value reported under this standard during product certification for use at the ear is **1.30 W/kg** and when properly worn on the body is **0.85 W/kg**.

First time use

To help you take maximum advantage of your phone and services, you may receive messages from Nokia. The messages may contain tips and tricks and support. To provide the service described above, your mobile phone number, the serial number of your phone, and some identifiers of the mobile subscription may be sent to Nokia when you use the phone for the first time. This information may be used as specified in the privacy policy, available at www.nokia.com.





Copyrights and other notices

© 2012 Nokia. All rights reserved. Nokia, Nokia Connecting People, Nokia Maps, Nokia Music, and Lumia are trademarks or registered trademarks of Nokia Corporation. Nokia tune is a sound mark of Nokia Corporation. Other product and company names mentioned herein may be trademarks or tradenames of their respective owners.

© 2012 Microsoft Corporation. All rights reserved. Microsoft, Windows and the Windows logo are trademarks of the Microsoft group of companies.

Reproduction, transfer, distribution, or storage of part or all of the contents in this document in any form without the prior written permission of Nokia is prohibited. Nokia operates a policy of continuous development. Nokia reserves the right to make changes and improvements to any of the products described in this document without prior notice.

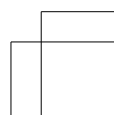
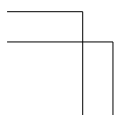
Dolby and the double-D symbol are trademarks of Dolby Laboratories.

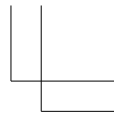
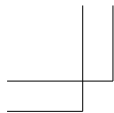
Manufactured under license from Dolby Laboratories.

The Bluetooth word mark and logos are owned by the Bluetooth SIG, Inc. and any use of such marks by Nokia is under license.

The 'Qi' symbol is a trademark of the Wireless Power Consortium.

This product is licensed under the MPEG-4 Visual Patent Portfolio License (i) for personal and noncommercial use in connection with



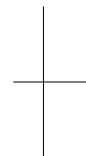


information which has been encoded in compliance with the MPEG-4 Visual Standard by a consumer engaged in a personal and noncommercial activity and (ii) for use in connection with MPEG-4 video provided by a licensed video provider. No license is granted or shall be implied for any other use. Additional information, including that related to promotional, internal, and commercial uses, may be obtained from MPEG LA, LLC. See www.mpegla.com.



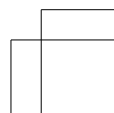
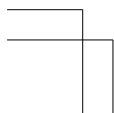
To the maximum extent permitted by applicable law, under no circumstances shall Nokia or any of its licensors be responsible for any loss of data or income or any special, incidental, consequential or indirect damages howsoever caused.

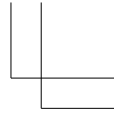
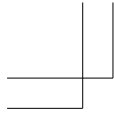
The contents of this document are provided "as is". Except as required by applicable law, no warranties of any kind, either express or implied, including, but not limited to, the implied warranties of merchantability and fitness for a particular purpose, are made in relation to the accuracy, reliability or contents of this document. Nokia reserves the right to revise this document or withdraw it at any time without prior notice.



The availability of some features may vary by region. Please contact your operator for more details.

The availability of products, features, apps and services may vary by region. For more info, contact your Nokia dealer or your service provider. This device may contain commodities, technology or software subject to export laws and



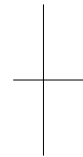


regulations from the US and other countries.
Diversion contrary to law is prohibited.

All intellectual property and other rights in and to the songs belong and are expressly reserved to third party licensors, such as the relevant record label or artist, author, composer, or publisher. You will only be entitled to use music downloaded from Nokia Music in accordance with the restrictions on use that apply to that particular piece of music as set out under "Rights" on the product pages of Nokia Music. Music that you purchased from other sources must be used in accordance with the terms of such purchase. You are responsible for your compliance with the applicable intellectual property and other rights in the music you use.

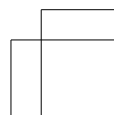
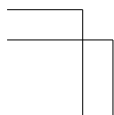


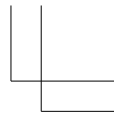
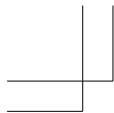
The availability of Nokia services may vary by region.



FCC/INDUSTRY CANADA/MEXICO NOTICE
This device complies with part 15 of the FCC rules and Industry Canada licence-exempt RSS standard(s). Operation is subject to the following two conditions: (1) This device may not cause harmful interference, and (2) this device must accept any interference received, including interference that may cause undesired operation. Any changes or modifications not expressly approved by Nokia could void the user's authority to operate this equipment.

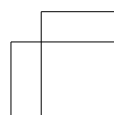
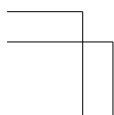
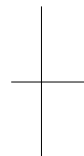
Note: This equipment has been tested and found to comply with the limits for a Class B digital device, pursuant to part 15 of the FCC Rules. These limits are designed to provide reasonable protection against harmful interference in a

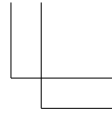
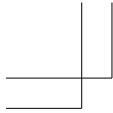




residential installation. This equipment generates, uses and can radiate radio frequency energy and, if not installed and used in accordance with the instructions, may cause harmful interference to radio communications. However, there is no guarantee that interference will not occur in a particular installation. If this equipment does cause harmful interference to radio or television reception, which can be determined by turning the equipment off and on, the user is encouraged to try to correct the interference by one or more of the following measures:

- Reorient or relocate the receiving antenna.
- Increase the separation between the equipment and receiver.
- Connect the equipment into an outlet on a circuit different from that to which the receiver is connected.
- Consult the dealer or an experienced radio/TV technician for help.





NOKIA MANUFACTURER'S LIMITED WARRANTY FOR NOKIA WITH WINDOWS PHONE

Note: This Manufacturer's Limited Warranty ("Warranty") is applicable only for authentic Nokia products with Windows Phone sold through Nokia authorized channels in the United States of America and Canada.

1. GENERAL

This Warranty for the Nokia product(s) included in the original sales package ("Product") is provided by Nokia Inc. for Products purchased in the United States of America and by Nokia Products Limited for Products purchased in Canada. As applicable, "Nokia" as used throughout, means either Nokia Inc. or Nokia Products Limited.

Your Product is a sophisticated electronic device. Nokia strongly encourages you to read and follow its user guide. Please also note that your Product may contain parts, which can be damaged if not handled very carefully.

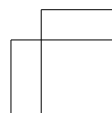
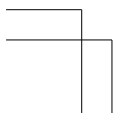
During the warranty period, Nokia or a Nokia authorized service center will remedy defects in materials and workmanship that result in Product failure during normal usage free of charge and in a commercially reasonable time by either repairing or replacing your Product at its option. If Nokia replaces the Product, the replacement Product will be subject to your rights set forth in this Warranty for the remaining warranty period of the original product.

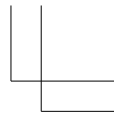
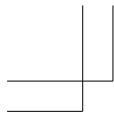
2. WARRANTY PERIOD

The warranty period starts when the Product is sold to an end-user for the first time. This can be evidenced either by (i) the proof of purchase issued by the first retailer or (ii) the date Your Product has first been registered by Nokia.

Nokia warrants the items in the sales pack as follows:

- 1 Twelve (12) months for the main device;





- 2 Twelve (12) months for the main device battery and accessories (i.e. chargers and headsets);
- 3 If your device came packaged with a removable memory card, the warranty on that memory card is twenty-four (24) months; and
- 4 Three (3) months for the CD-ROM and carrying cases.

No repair or replacement will renew or extend the warranty periods. However, original or replacement parts or replacement Products provided under this Warranty will be covered by this Warranty for the remainder of the original warranty period or for ninety (90) days from the date of repair or replacement, whichever is longer.

3. HOW TO OBTAIN YOUR WARRANTY SERVICE

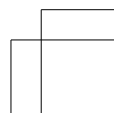
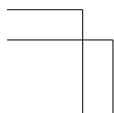
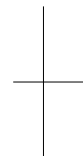
If you reside in the United States of America and want more information on how to obtain your warranty service, please visit www.nokia.com/us-en/.

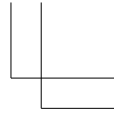
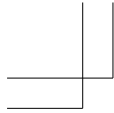
If you reside in Canada and want more information on how to obtain your warranty service, please visit www.nokia.com/ca-en/.

When contacting Nokia for a warranty service, please have the following information readily available:

- Your name, address, telephone number, Nokia user account details, and other contact information;
- Your Product type, name, model number, product code, and serial number, which are available from the sales package of your Product;
- Date and place of purchase, as well as the name of the retailer from whom your Product was first purchased; and
- A short description of the issue affecting your Product.

If you visit a Nokia authorized service center for assistance under this Warranty, please remember to bring along a copy of the original proof of purchase.



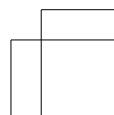
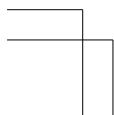


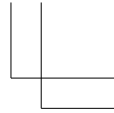
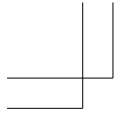
You must inform Nokia or a Nokia authorized service center of the issue affecting your Product within a reasonable time from noticing it and always before the applicable warranty period expires (see section 2 above).

4. WHAT THIS WARRANTY DOES NOT COVER

Nokia does not provide a warranty for the following:

- 1 User guides;
- 2 Any third party software, settings, content, data, or links installed or downloaded onto your Product at any time;
- 3 Nokia and third party services or enabling clients (please read the terms and conditions that may accompany the services to review your applicable rights and obligations);
- 4 Normal wear and tear;
- 5 Reduced charging capacity of the battery, which is a result of the natural end of life process of batteries;
- 6 Defects or damage caused by: (a) misuse, (b) exposure to abnormal conditions, improper storage, exposure to moisture or dampness, (b) not using your Product in accordance with the user guide, (c) using your Product with, or connecting it to, any product, accessory, software, or service not manufactured or supplied by Nokia, (d) any products combined with your Product by a third party, or (e) other acts beyond Nokia's reasonable control;
- 7 Damage caused by hacking, cracking, viruses, or other malware, or by unauthorized access to services, accounts, computer systems or networks;
- 8 Pixel defects in your Product's display that are within the scope of industry standards.
- 9 Loss or corruption of, or damage to, data or the recreation or transfer thereof even if such loss was a result of a defect in the Product



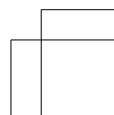
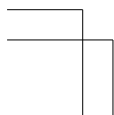


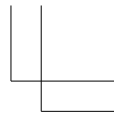
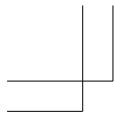
10 Nokia software. For the purposes of this Warranty, all software (including updates and upgrades) that Nokia has preinstalled on the Product and which is necessary for its normal operation is considered Nokia software. Nokia does not warrant that any Nokia software (including updates and upgrades) provided with, in, or for your Product will meet your requirements, work in combination with any hardware or software not provided by Nokia, that the operation of Nokia software will be uninterrupted or error free or that any defects in the software are correctable or will be corrected. Software (including updates and upgrades to software) is provided "as is" and "as available" without any express or implied warranties or representations of any kind, and Nokia disclaims any such warranties and representations to the fullest extent permitted by applicable law. Without limiting the generality of the foregoing, NOKIA EXPRESSLY DISCLAIMS ANY WARRANTIES OR REPRESENTATIONS OF NON-INFRINGEMENT, FITNESS FOR A PARTICULAR PURPOSE OF THE SOFTWARE (INCLUDING UPDATES AND UPGRADES TO SOFTWARE), OR THAT THE SOFTWARE (INCLUDING UPDATES AND UPGRADES TO SOFTWARE) IS ERROR FREE OR ITS USE UNINTERRUPTED. For Nokia software related defects, Nokia or a Nokia authorized service center will make available the latest version of the Nokia software for re-installation on your Product. Some Nokia software may be subject to separate licence terms. Please refer to www.nokia.com or the license terms, which apply to the Nokia software, for information on support that may be available for it.



This Warranty is not valid if:

- 1** Your Product has been (a) opened, modified, or repaired without Nokia's authorization, or (b) repaired with unauthorized spare parts. Unauthorized repair or replacement of any Parts in the Product will, to the fullest extent permitted under applicable law, void this Warranty and any of your rights set forth herein.





- 2 Your Product's serial number, the mobile accessory date code, or the IMEI number has been re-moved, erased, defaced, altered or if these are illegible in any way.
- 3 Your Product has been exposed to moisture, to dampness or to extreme thermal or environmental conditions or to rapid changes in such conditions, to corrosion, to oxidation, to spillage of food or liquid or to influence from chemical products.
- 4 The software your product runs on has been modified.

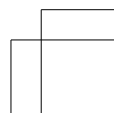
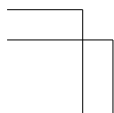
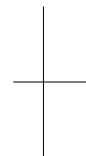
5. OTHER IMPORTANT NOTICES

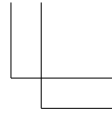
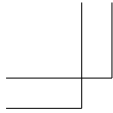
An independent operator provides the SIM card and the cellular or other network or system on which your Product operates. Therefore, Nokia does not assume any responsibility for the operation, availability, coverage, services, or range of the cellular or other networks or systems. Before Nokia or a Nokia authorized service center can repair or replace your Product, the operator may need to unlock the SIM-lock or other lock that may lock your Product to a specific network or operator. In these situations, please first contact your operator and request it to unlock your Product.

All parts of your Product that Nokia has replaced become Nokia's property. When repairing or replacing your Product, Nokia may use new or re-conditioned parts or products.

If this Warranty does not cover your Product or the issue based on which it requires service, Nokia and its authorized service centers reserve the right to charge for the repair or replacement of your Product, as well as a handling fee.

Your Product may contain country specific elements, including software. The warranty services available in a particular country may be limited to the Products and country specific elements available in that country. Also, if your Product has been re-exported from its original destination to another country, your Product may contain country specific elements that are not considered a defect under this Warranty even if they would not be operational.





6. LIMITATION OF NOKIA'S LIABILITY

This Warranty is your sole and exclusive remedy against Nokia and Nokia's sole and exclusive liability with respect to defect and damage in your Product. This Warranty replaces all other Nokia warranties and liabilities, whether oral, written, (non-mandatory) statutory, contractual, in tort, or otherwise, including, without limitation, and where permitted by applicable law, any implied conditions, warranties, or other terms as to satisfactory quality or fitness for a particular purpose. However, this Warranty shall neither exclude nor limit i) any of your legal (statutory) rights under the applicable laws or ii) any of your rights against the seller of the Product.

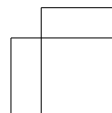
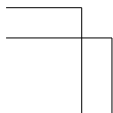


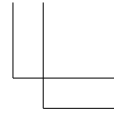
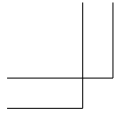
TO THE EXTENT PERMITTED BY APPLICABLE LAW(S), NOKIA SHALL NOT UNDER ANY CIRCUMSTANCES BE LIABLE, EITHER EXPRESSLY OR IMPLICITLY, FOR ANY DAMAGES OR LOSSES OF ANY KIND WHATSOEVER RESULTING FROM LOSS OF, DAMAGE TO, OR CORRUPTION OF, CONTENT OR DATA OR THE RECREATION OR TRANSFER THEREOF EVEN IF SUCH LOSS, DAMAGE, OR CORRUPTION WAS A RESULT OF A DEFECT IN YOUR PRODUCT AND FOR ANY LOSS OF PROFIT, PRODUCTS OR FUNCTIONALITY, BUSINESS, CONTRACTS, REVENUES OR ANTICIPATED SAVINGS, INCREASED COSTS OR EXPENSES, OR FOR ANY INDIRECT, CONSEQUENTIAL OR SPECIAL LOSS OR DAMAGE. NOKIA'S LIABILITY SHALL BE LIMITED TO THE PURCHASE VALUE OF YOUR PRODUCT. The limitations in this clause 6 shall not apply in case of Nokia's gross negligence or intentional misconduct or in case of death or personal injury resulting from Nokia's proven negligence.



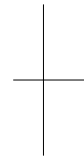
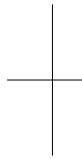
Please note that you should always back up all data and content (including, without limitation, any licence numbers and activation codes) stored on your Product before taking your Product in for service since service activities will erase all data from your Product.

United States:
Nokia Inc.
200 South Mathilda

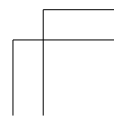
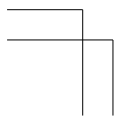


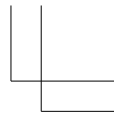
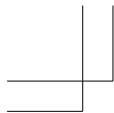


Sunnyvale, California
94086



40





Message from the FDA

The U.S. Food and Drug Administration (FDA) provides the following consumer information about wireless phones.

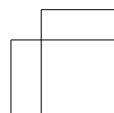
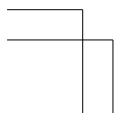
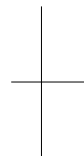
See www.fda.gov/cellphones for updated information.

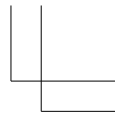
Do wireless phones pose a health hazard?

The available scientific evidence does not show that any health problems are associated with using wireless phones. There is no proof, however, that wireless phones are absolutely safe. Wireless phones emit low levels of radiofrequency energy (RF) in the microwave range while being used. They also emit very low levels of RF when in the stand-by mode. Whereas high levels of RF can produce health effects (by heating tissue), exposure to low level RF that does not produce heating effects causes no known adverse health effects. Many studies of low level RF exposures have not found any biological effects. Some studies have suggested that some biological effects may occur, but such findings have not been confirmed by additional research. In some cases, other researchers have had difficulty in reproducing those studies, or in determining the reasons for inconsistent results.

What is the FDA's role concerning the safety of wireless phones?

Under the law, FDA does not review the safety of radiation-emitting consumer products such as wireless phones before they can be sold, as it does with new drugs or medical devices. However, the agency has authority to take action if wireless phones are shown to emit radiofrequency energy





(RF) at a level that is hazardous to the user. In such a case, FDA could require the manufacturers of wireless phones to notify users of the health hazard and to repair, replace or recall the phones so that the hazard no longer exists.

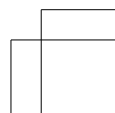
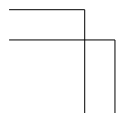
Although the existing scientific data do not justify FDA regulatory actions, FDA has urged the wireless phone industry to take a number of steps, including the following:

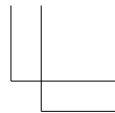
- Support needed research into possible biological effects of RF of the type emitted by wireless phones;
- Design wireless phones in a way that minimizes any RF exposure to the user that is not necessary for device function; and
- Cooperate in providing users of wireless phones with the best possible information on possible effects of wireless phone use on human health.



FDA belongs to an interagency working group of the federal agencies that have responsibility for different aspects of RF safety to ensure coordinated efforts at the federal level. The following agencies belong to this working group:

- National Institute for Occupational Safety and Health
- Environmental Protection Agency
- Federal Communications Commission
- Occupational Safety and Health Administration
- National Telecommunications and Information Administration

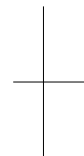




The National Institutes of Health participates in some interagency working group activities, as well.

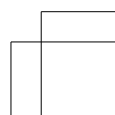
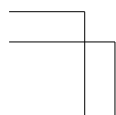
FDA shares regulatory responsibilities for wireless phones with the Federal Communications Commission (FCC). All phones that are sold in the United States must comply with FCC safety guidelines that limit RF exposure. FCC relies on FDA and other health agencies for safety questions about wireless phones.

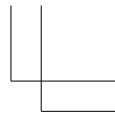
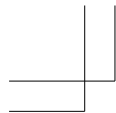
FCC also regulates the base stations that the wireless phone networks rely upon. While these base stations operate at higher power than do the wireless phones themselves, the RF exposures that people get from these base stations are typically thousands of times lower than those they can get from wireless phones. Base stations are thus not the primary subject of the safety questions discussed in this document.



What is the FDA doing to find out more about the possible health effects of wireless phone RF?

FDA is working with the U.S. National Toxicology Program and with groups of investigators around the world to ensure that high priority animal studies are conducted to address important questions about the effects of exposure to radiofrequency energy (RF). FDA has been a leading participant in the World Health Organization International Electromagnetic Fields (EMF) Project since its inception in 1996. An influential result of this work has been the development of a detailed agenda of research needs that has driven the establishment of new research programs around the world. The Project

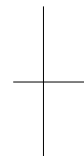




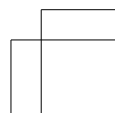
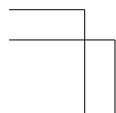
has also helped develop a series of public information documents on EMF issues. FDA and the Cellular Telecommunications & Internet Association (CTIA) have a formal Cooperative Research and Development Agreement (CRADA) to do research on wireless phone safety. FDA provides the scientific oversight, obtaining input from experts in government, industry, and academic organizations. CTIA-funded research is conducted through contracts to independent investigators. The initial research will include both laboratory studies and studies of wireless phone users. The CRADA will also include a broad assessment of additional research needs in the context of the latest research developments around the world.

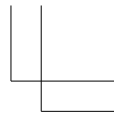
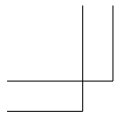


What steps can I take to reduce my exposure to radiofrequency energy from my wireless phone?
If there is a risk from these products--and at this point we do not know that there is--it is probably very small. But if you are concerned about avoiding even potential risks, you can take a few simple steps to minimize your exposure to radiofrequency energy (RF). Since time is a key factor in how much exposure a person receives, reducing the amount of time spent using a wireless phone will reduce RF exposure.



If you must conduct extended conversations by wireless phone every day, you could place more distance between your body and the source of the RF, since the exposure level drops off dramatically with distance. For example, you could use a headset and carry the wireless phone away from your body or use a wireless phone connected to a remote antenna.

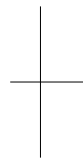




Again, the scientific data do not demonstrate that wireless phones are harmful. But if you are concerned about the RF exposure from these products, you can use measures like those described above to reduce your RF exposure from wireless phone use.

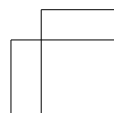
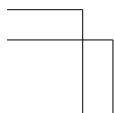
What about children using wireless phones?

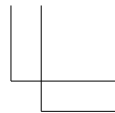
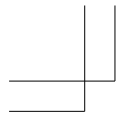
The scientific evidence does not show a danger to users of wireless phones, including children and teenagers. If you want to take steps to lower exposure to radiofrequency energy (RF), the measures described above would apply to children and teenagers using wireless phones. Reducing the time of wireless phone use and increasing the distance between the user and the RF source will reduce RF exposure. Some groups sponsored by other national governments have advised that children be discouraged from using wireless phones at all. For example, the government in the United Kingdom distributed leaflets containing such a recommendation in December 2000. They noted that no evidence exists that using a wireless phone causes brain tumors or other ill effects. Their recommendation to limit wireless phone use by children was strictly precautionary; it was not based on scientific evidence that any health hazard exists.



Do hands-free kits for wireless phones reduce risks from exposure to RF emissions?

Since there are no known risks from exposure to RF emissions from wireless phones, there is no reason to believe that hands-free kits reduce risks. Hands-free kits can be used with wireless phones for convenience and comfort. These systems reduce the absorption of RF energy in





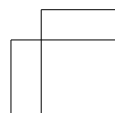
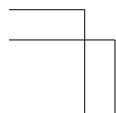
the head because the phone, which is the source of the RF emissions, will not be placed against the head. On the other hand, if the phone is mounted against the waist or other part of the body during use, then that part of the body will absorb more RF energy. Wireless phones marketed in the U.S. are required to meet safety requirements regardless of whether they are used against the head or against the body. Either configuration should result in compliance with the safety limit.

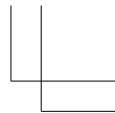
Do wireless phone accessories that claim to shield the head from RF radiation work?

Since there are no known risks from exposure to RF emissions from wireless phones, there is no reason to believe that accessories that claim to shield the head from those emissions reduce risks. Some products that claim to shield the user from RF absorption use special phone cases, while others involve nothing more than a metallic accessory attached to the phone. Studies have shown that these products generally do not work as advertised. Unlike "hand-free" kits, these so-called "shields" may interfere with proper operation of the phone. The phone may be forced to boost its power to compensate, leading to an increase in RF absorption. In February 2002, the Federal Trade Commission (FTC) charged two companies that sold devices that claimed to protect wireless phone users from radiation with making false and unsubstantiated claims. According to FTC, these defendants lacked a reasonable basis to substantiate their claim.

How does the FCC Audit Cell Phone RF?

After FCC grants permission for a particular cellular telephone to be marketed, FCC will

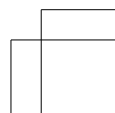
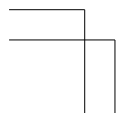


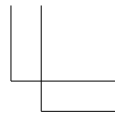
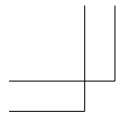


occasionally conduct “post-grant” testing to determine whether production versions of the phone are being produced to conform with FCC regulatory requirements. The manufacturer of a cell phone that does not meet FCC’s regulatory requirements may be required to remove the cell phone from use and to refund the purchase price or provide a replacement phone, and may be subject to civil or criminal penalties. In addition, if the cell phone presents a risk of injury to the user, FDA may also take regulatory action. The most important post-grant test, from a consumer’s perspective, is testing of the RF emissions of the phone. FCC measures the Specific Absorption Rate (SAR) of the phone, following a very rigorous testing protocol. As is true for nearly any scientific measurement, there is a possibility that the test measurement may be less than or greater than the actual RF emitted by the phone. This difference between the RF test measurement and actual RF emission is because test measurements are limited by instrument accuracy, because test measurement and actual use environments are different, and other variable factors. This inherent variability is known as “measurement uncertainty.” When FCC conducts post-grant testing of a cell phone, FCC takes into account any measurement uncertainty to determine whether regulatory action is appropriate. This approach ensures that when FCC takes regulatory action, it will have a sound, defensible scientific basis.



FDA scientific staff reviewed the methodology used by FCC to measure cell phone RF, and agreed it is an acceptable approach, given our current understanding of the risks presented by cellular





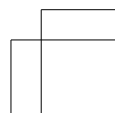
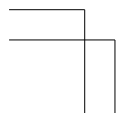
phone RF emissions. RF emissions from cellular phones have not been shown to present a risk of injury to the user when the measured SAR is less than the safety limits set by FCC (an SAR of 1.6 w/kg). Even in a case where the maximum measurement uncertainty permitted by current measurement standards was added to the maximum permissible SAR, the resulting SAR value would be well below any level known to produce an acute effect. Consequently, FCC's approach with measurement uncertainty will not result in consumers being exposed to any known risk from the RF emitted by cellular telephones.

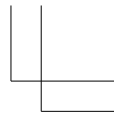
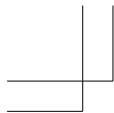


FDA will continue to monitor studies and literature reports concerning acute effects of cell phone RF, and concerning chronic effects of long-term exposure to cellular telephone RF (that is, the risks from using a cell phone for many years). If new information leads FDA to believe that a change to FCC's measurement policy may be appropriate, FDA will contact FCC and both agencies will work together to develop a mutually-acceptable approach.



Updated July 29, 2003





Message from the CTIA (The Wireless Association)

© 2006 Cellular Telecommunications & Internet Association. All Rights Reserved. 1400 16th Street, NW Suite 600, Washington, DC 20036. Phone: (202) 785-0081.

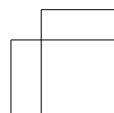
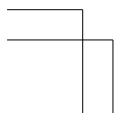
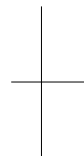
Safety is the most important call you will ever make.

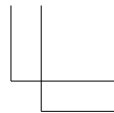
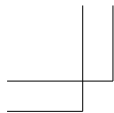
A Guide to Safe and Responsible Wireless Phone Use While Driving

Wireless devices give consumers the freedom to stay connected with family and friends, to conduct business and to have fun virtually anytime, anywhere. But, when it comes to using wireless phones behind the wheel, it's important to remember that safety always comes first.

Drivers face many distractions in the car – from eating and drinking to playing music or talking with other passengers. The wireless industry has worked closely with the public safety community, to help educate drivers on the range of distractions they face behind the wheel as well as when it is appropriate to place or receive a wireless phone call. Educational efforts that provide practical and sound advice, rather than legislation, are the best methods to truly affect driver behavior in a positive way.

Through industry-sponsored public service announcements and outreach, drivers are reminded to, before reaching for the phone while driving, ask themselves, "Is this call necessary?" If it is necessary to use a wireless phone while driving, the wireless industry encourages drivers



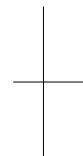


to follow some basic do's and don'ts to ensure that a wireless phone doesn't become a distraction.

Your wireless phone can be your best traveling partner – offering a lifeline in emergencies, helping to locate directions and keeping you connected with family and friends when necessary. In fact, wireless phones are one of the best safety tools drivers can have on the road. Every day, more than 200,000 calls are made from wireless phones to 911 or other emergency services. That's about 140 calls every minute. More Americans are using their wireless phones to report emergencies, to prevent crimes, and even to save lives.



But safety should be every driver's top priority. That means making good judgment calls about when it's appropriate to use your wireless phone. It also means keeping your eyes on the road and being cautious and courteous of other drivers. Every state has hazardous or inattentive driving laws to discourage distracted driving – no matter what the cause.

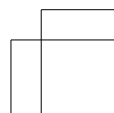
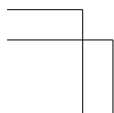


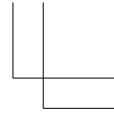
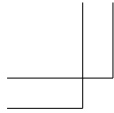
Driving Tips

If it is necessary to use a wireless device while driving, the wireless industry encourages drivers to follow some basic do's and don'ts to ensure that a wireless device doesn't become a distraction.

- 1 Get to know your wireless phone and its features such as speed dial and redial.
- 2 Position your wireless phone within easy reach.

50





- 3 Dial sensibly and assess the traffic; if possible, place calls when you are not moving.
- 4 Let the person you are speaking with know you are driving; if necessary, suspend the call in heavy traffic or hazardous weather conditions.
- 5 Do not take notes or look up phone numbers while driving.
- 6 Use a hands-free device for convenience and comfort.
- 7 Do not engage in stressful or emotional conversations that might divert your attention from the road.
- 8 Dial 9-1-1 or other local emergency numbers to report serious emergencies — it's free from your wireless phone!
- 9 Use your wireless phone to help others in emergencies.
- 10 Call roadside assistance or a special non-emergency wireless number when necessary.



So, play it safe and remember, with wireless, safety is your call!

For more information, please call 1-888-901-SAFE. For updates: www.ctia.org/consumer_info/safety.

