








Shenzhen HTZ Technology Co., Ltd  
 Fabric Bluetooth Speaker  
 SP-070

### FUNCTION PANELS

	<b>Power Switch</b> Turn on/off the speaker
	<b>USB Port / TF-Card Slot</b> Insert MP3 music media types
	<b>Micro-USB Port</b>
	<b>Playing Mode Button*</b> Short press: Change the playing mode Mode switches in order <b>BT&gt;TF&gt;USB</b>
	Long press: Increase the volume Short press: Select the next track
	Long press: Decrease the volume Short press: Select the last track
	Short press: Play and pause music Long press: Reject calls Short press: Answer and hang up calls

### BLUETOOTH® CONNECTION

1. Power the speaker on. The speaker will automatically enter pairing mode when powered on.
2. Turn on your device's Bluetooth from the Bluetooth menu and select "IW\_SP3322" speaker.
3. When paired successfully the device will make a tone to confirm the connection has been made.
4. Remember to turn the speaker off after each use.

**Note:** The speaker will reconnect automatically if your device has been paired previously. Depending on your device's type and configuration, manual reconnection may be required each time.

**Note:** If a password is needed, type in 0000.

### CHARGING

1. Using a Micro-USB cable (included), insert the jack into the port on back of unit and then plug the USB connector into USB port on the power source.
2. Charge the device until the red LED indicator turns off.
3. Always disconnect the cable when charging is finished.

**Note:** It will take approximately 2 hour to achieve a full charge.

### TROUBLE SHOOTING

#### No power

- Recharge your speaker using the Micro-USB cable. If the problem persists, try using another Micro-USB cable.

#### No response from the unit

- Ensure your Bluetooth device supports an A2DP, AVRCP, or HSP profile.
- Check if both devices are paired and connected to each other.
- Restart the device and try to reconnect.

\*Mode function works only when media type is inserted into the device.



IWAVE and IWAVE logo are trademarks of Argento SC @2018  
 The Bluetooth® word mark and logos are registered trademarks owned by Bluetooth SIG, Inc. and any use of such marks by Argento SC is under license. All other trademarks and trade names are those of their respective owners.

Designed in New York. Made in China.  
 New York NY 10018 | support@argentosc.com | www.argentosc.com



This equipment has been tested and found to comply with the limits for a Class B digital device, pursuant to part 15 of the FCC Rules. These limits are designed to provide reasonable protection against harmful interference in a residential installation. This equipment generates, uses and can radiate radio frequency energy and, if not installed and used in accordance with the instructions, may cause harmful interference to radio communications.

However, there is no guarantee that interference will not occur in a particular installation. If this equipment does cause harmful interference to radio or television reception, which can be determined by turning the equipment off and on, the user is encouraged to try to correct the interference by one or more of the following measures:

- Reorient or relocate the receiving antenna.
- Increase the separation between the equipment and receiver.
- Connect the equipment into an outlet on a circuit different from that to which the receiver is connected.
- Consult the dealer or an experienced radio/TV technician for help.

**Caution:** Any changes or modifications to this device not explicitly approved by manufacturer could void your authority to operate this equipment.

This device complies with part 15 of the FCC Rules. Operation is subject to the following two conditions: (1) This device may not cause harmful interference, and (2) this device must accept any interference received, including interference that may cause undesired operation.

The device has been evaluated to meet general RF exposure requirement. The device can be used in portable exposure condition without restriction.

This symbol indicates that electrical and electronic device is to be collected separately.



- This product is designated for separate collection at an appropriate collection point. Do not dispose of as household waste.
- If the device use batteries, they must be removed from the device and disposed in a appropriate collection center.
- If the batteries cannot be removed, do not attempt to do it yourself since it must be done by a qualified professional.
- Separate collection and recycling helps conserve natural resources and prevent negative consequence for human health and the environment that might result from incorrect disposal.

- For more information, contact the retailer or the local authorities in charge of waste management.

## SPECIFICATIONS

**Model No:** SP3322

**Working Distance:** Approx. 33 ft

**Playback Time:** Approx. 2 Hours

**Charge Time:** 2 Hours

**Speaker Output Power:** 3W x 1

**Speaker Impedance:** 4  $\Omega$

**Battery:** 300 mAh Lithium (rechargeable)

///  
IWAVE™



INFO

# Portable Wireless Speaker

IMPORTANT: PLEASE READ BEFORE USING THIS PRODUCT