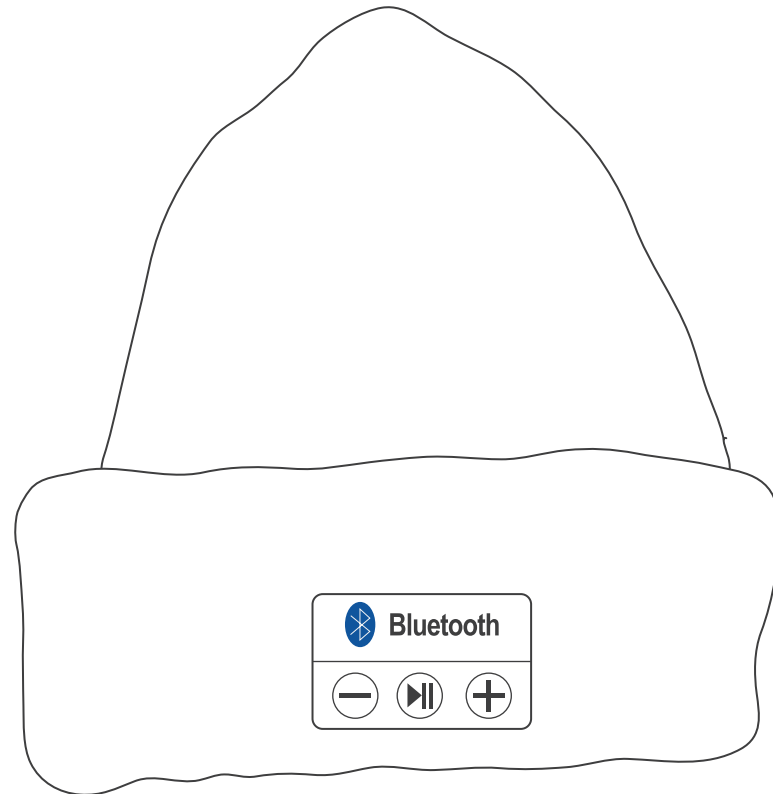


# Bluetooth Music Hat

Model name:H1B

FCC ID:R5BH1B



## User Manual

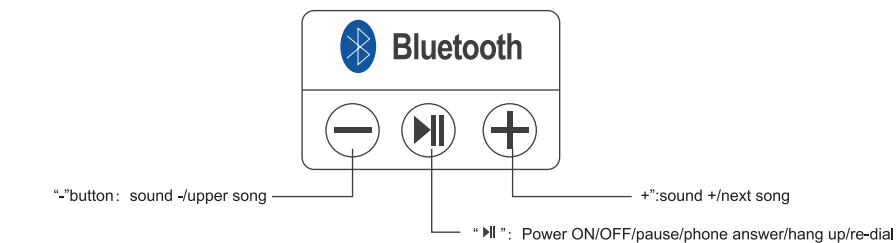
### FEATURES

- 1.V3.0 Bluetooth version, available for most of devices with Bluetooth function.
- 2.Knitted material , fashion and keep warm with answer the phone in winter
- 3.The hat can be washed
- 4.Set-in MIC, available for cell phone to transmit the speaking phone to your audio devices directly so that the user can hand free answering phone up via the device.
- 5.Set-in Li-ion chargeable battery, charge via USB Cable, long stand-by time.
- 6.Support power display on iPhone

### SPECIFICATIONS

- 1,Bluetooth: V3.0
- 2.Frequency: 2.402GHz-2.480GHz
- 3.Transmission distance: 10M or so
- 4.Transmission distance of MIC: ≤1 M
- 5,Li-ion Battery:3.7V/100mA
- 6.Charging time:2 HRS
- 7.Stand- by time: 60 Hrs or so
- 8,Continuous working time: about 3.5Hrs
- 9,Bluetooth name: Magic Hat

### Function button and cable



## Function specification

Plug USB port of micro into earphone, then connect the USB port of USB cable into computer, at the time the LED light will turn red ,when the LED light is off, it means the speaker is fully charged, please pull out the cable.

### ON

Press the “||” 3 seconds, the device is open once “BLUE” LED slowly flash.

### OFF

Press the “||” 3 seconds again, the device is close while the LED off.

### Wireless broadcasting via the device

#### 1)Pairing & connecting

Press “Power” 5 seconds, try to seek the Bluetooth name of “Magic Hat” for pairing while Red and Blue slow flashing in alternative, set-in the password of “0000”if it’s the first to pair the device, the Blue LED slowly flashing seems pairing successful.

#### 2)Automatically re-pair

Your Device can be automatically re-pair promptly once both Devices not cancel the pairing.

#### 3)Automatically search

The device can Automatically search when it disconnect to phone or computer

#### 4),Broadcasting/Pause

Once the receiving is broadcasting,Press button“ || ” , pause the song;press it again to cont the song

#### 5)upper song: press “-”one time for upper song

#### 6)Next song: press“+”one time for next song

#### 7)Decrease the sound:continue to press “-”to decrease the sound,sound of “Dong”while sound min

#### 8)Increase the sound: continue to press “+”to increase the sound,sound of “Dong”while sound max

### Phone answer

1)answering phone up:press “ || ” one time to pick phone up.

2)Hang-up: Press “ || ” again to hang it up.

3)Re-dial phone: Press “ || ”two times to re-dial the latest phone number directly.

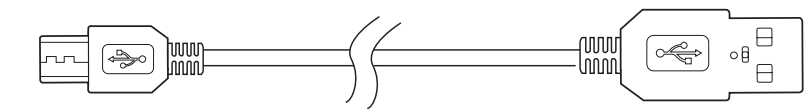
### Power save mode

The device will be off automatically after 3 minutes no working device pairing it.

### Low power warningz

The device alarming as“Dong, Dong” while is working seems the power not enough, need to be charged.

## Using the USB Cable



To micro 5 pin USB port

TO USB PORT  
(USB power source)

## Notes

- 1.Please use and store the device far away acidic,alkaline and cuspidal things
- 2.Please keep the device dry
- 3.Please keep the device clean and put desiccant in it after using
- 4.Please put out the earphone before washing
- 5.Please do not disassemble,amend or alter device alone
- 6.Please do not throw or drop

## Notes

bluetooth music hat	1 SET
Instruction Manual	1 PC
Charging cable	1 PC

This device complies with part 15 of the FCC rules. Operation is subject to the following

two conditions: (1) this device may not cause harmful interference, and

(2) this device must accept any interference received, including interference

that may cause undesired operation.

Changes or modifications to this unit not expressly approved by the party responsible for

compliance could void the user's authority to operate the equipment.?