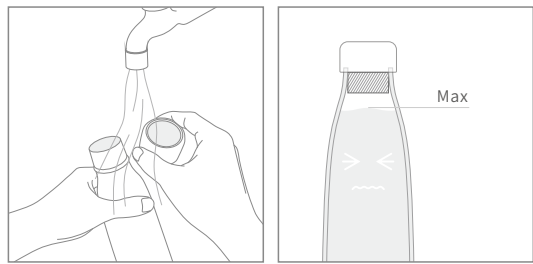


Quick Start ①



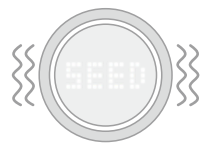
Wash your seed bottle

Body of the bottle : Does not contain any electronic components, so you can clean like normal glass.
Cap : You can rinse it, but do not soak it in water (Immersion proof level (IP67))

RECOMMENDED

MAX MARKING
Please do not fill over the max marking . Avoiding the risk of a damage to the lid . (Please do not fill over the max marking as shown in the figure)

Quick Start ②



Activating your seed bottle

Remove the protective cover from the bottle mouth.
Tighten the cap until the screen displays "Seed".
Your bottle has now been activated.



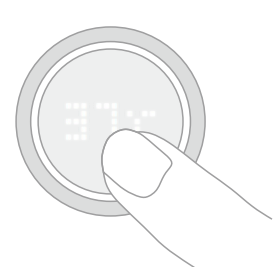
Download the app

Scan the QR code.
Enter app download website.
Download the official app or third-party apps.
*See "App Store"

USER MANUAL

www.moikit.com

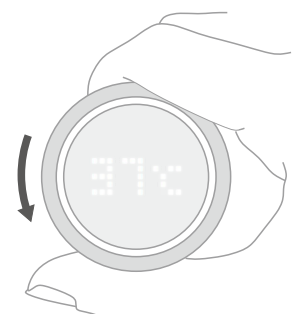
TAP THE CAP



Real-time temperature display

When the cap is closed tight , The real-time temperature will display by tapping the top of the lid.

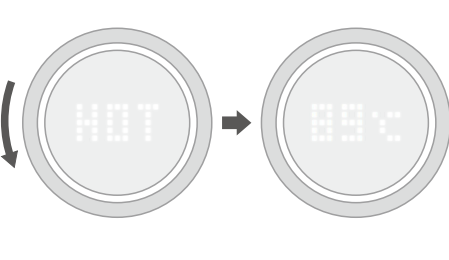
TURN OPEN THE CAP ①



Real-time temperature display

Under a normal circumstance , the real-time temperature will display by opening the lid.

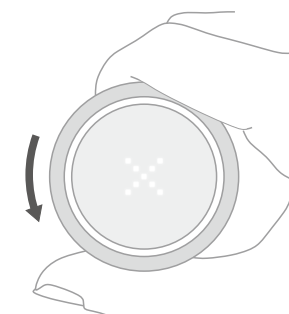
TURN OPEN THE CAP ②



High temperature warning

When the temperature of the water exceeds 62°C , opening the cap will display the warning "HOT" and vibrate.


TURNING OPEN THE CAP ③



Expired water warning

When turning open the bottle , If the water has been stored for more than 24 hours (left for consumption) , The cap will display an "X" with a vibration and a flash.

LOW BATTERY



Low battery warning

When power is getting low , the cap will display a reminder.

WARRANTY CARD

User's Information

Name: _____
Tel: _____
Email: _____
Address: _____
Zip: _____

Vendor's Information

Company: _____
Tel: _____
Address: _____
Zip: _____
Setting Date: ____ DO ____ MM ____ YY

RECORD OF REPAIRS

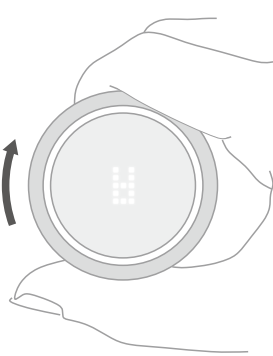
Date sending for repair	Failure Description / Failure Cause / Handling Result	Acceptance date	Signature of repair center specialist

Warranty Certificate of Moikit Products

- From the date of purchase, this product enjoys a free one-year warranty.
- The warranty can be claimed through showing of this Warranty Certificate along with receipt of purchase (invoice or online shopping record / order number).
- The following conditions are not covered by the warranty:
 - The product was purchased from an unauthorized online store / reseller.
 - The malfunction which is caused by unauthorized disassembling or modifying.
 - The damage or malfunction which is caused by dropping during use or transport.
 - The damage or malfunction which is caused by improper use or use not in accordance with the user manual.
 - The damage or malfunction is caused by improper maintenance or storage.
 - The product which has been repaired by any unauthorized maintenance locations.
- When sending the product in for repair , please include this card in the package.

Customer Service Hotline : 4006-585-580
Customer Service Email : info@moikit.com
Service Time : Monday to Friday 9:00-18:00

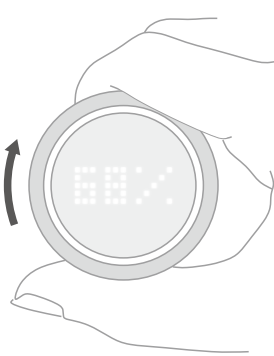
Tighten the cap ①



Filling record

After pouring water into the bottle, tighten the cap until a vibration. The cap will display as shown in the figure.

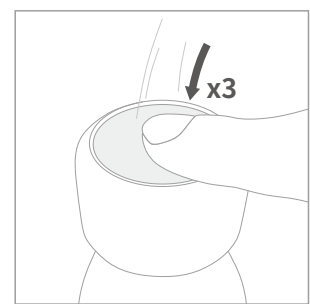
Tighten the cap ②



Drinking record

After drinking , tighten the cap until a vibration , the water volume you intake so far today

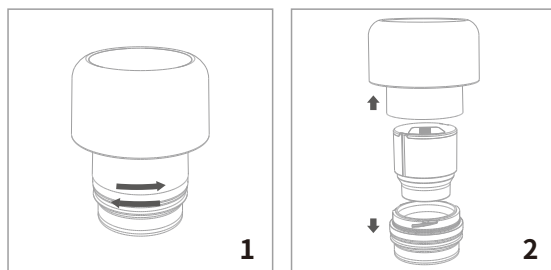
Shaking the cap



No record for the current drinking

Continuously tap the cap three times.
Seed will not record the drinking volume by displaying a "X".

Replacing the battery pack



Replacement Instructions

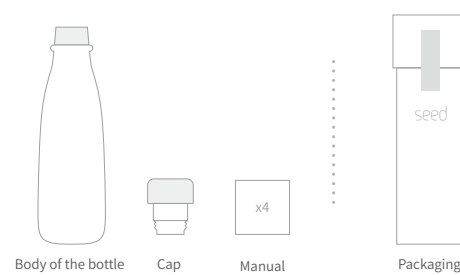
Please DO NOT remove the battery when it's sufficient.
Only when the Battery Insufficiency alerting, you may open the Battery Compartment and install the new battery according to the method shown in the figure. Be sure the battery compartment is closed tightly.
DO NOT open the Battery Compartment frequently to avoid the Looseening and damage to the Battery Compartment.

*You can purchase the Standard Battery from Moikit official web site. The Battery can be used for one year (Based on the 30 times daily regular use)

Product specifications and parameters

Product name	Moikit Seed Smart bottle	Volume	500 mL / 4.23 FL. / 500 ML
Product Model	S1001	Waterproof Grade	IP67
Material of cap	PA66	Display screen	LED dot matrix display
Battery/battery	Special battery pack (CR2047 power coin)	Material of the body of the bottle	304 Stainless steel (304SS)

Product content



This device complies with Part 15 of the FCC Rules. Operation is subject to the following two conditions: (1) this device may not cause harmful interference, and (2) this device must accept any interference received, including interference that may cause undesired operation.

changes or modifications not expressly approved by the party responsible for compliance could void the user's authority to operate the equipment.

This equipment has been tested and found to comply with the limits for a Class B digital device, pursuant to Part 15 of the FCC Rules. These limits are designed to provide reasonable protection against harmful interference in a residential installation. This equipment generates, uses and can radiate radio frequency energy and, if not installed and used in accordance with the instructions, may cause harmful interference to radio communications. However, there is no guarantee that interference will not occur in a particular installation.

If this equipment does cause harmful interference to radio or television reception, which can be determined by turning the equipment off and on, the user is encouraged to try to correct the interference by one or more of the following measures:

- Reorient or relocate the receiving antenna.
- Increase the separation between the equipment and receiver.
- Connect the equipment into an outlet on a circuit different from that to which the receiver is connected.
- Consult the dealer or an experienced radio/TV technician for help.

CAUTION RISK OF EXPLOSION IF BATTERY IS REPLACED BY AN INCORRECT TYPE DISPOSE OF USED BATTERIES ACCORDING TO THE INSTRUCTIONS



For more information, see the WeChat account "MoikitLife" or scan the QR code with your smart phone

ENVIRONMENTALLY FRIENDLY DISPOSAL


Old electrical appliances must not be disposed of together with the residual waste, but have to be disposed of separately. The disposal at the communal collecting point via private persons is for free. The owner of old appliances is responsible for bringing the appliances to these collecting points or to similar collection points. With this little personal effort, you contribute to recycle valuable raw materials and the treatment of toxic substances.

Apps manual


www.moikit.com

Bluetooth Supported

Please make sure your phone module is one of the following :



Samsung Galaxy S4 (Samsung model)
Nexus 4 / Nexus 5 and newer models of the above



iPhone 5 / iPhone 5s / iPhone 6 / iPhone 6s / iPhone 6s Plus / iPhone 6s Plus and newer models of the above

If your phone is not in the list , the following two conditions must be met :
1. Your phone's hardware is compatible with Bluetooth 4.0 ;
2. The Android system in your phone must be based on Android 4.3 or above.

Official app

Please enable your mobile phone's Bluetooth , and then open the App to complete pairing between your phone and Seed.



moikit

Provides comprehensive app support through a link with your bottle and other settings.
Offers complete water data.
Has built more than two mobile games and other applications.




Scan the QR code to download the app

* Or visit the Moikit website www.moikit.com to download.

Apple Health

Please enable your mobile phone's Bluetooth , and then open the App to complete pairing between your phone and Seed.



Health

Your drinking water data can be synchronized to the Apple Health app.
Your drinking water data can be combined with other data in Health to build your personal health big data.
You need to adjust your settings in moikit , and you need mobile operating system iOS or higher.

This application is provided by Apple Corporation of the U.S.
The copyrights of brands , trademarks , and software concerned are all reserved by the Company.

JAWBONE UP

Please enable your mobile phone's Bluetooth , and then open the App to complete pairing between your phone and Seed.



UP

Your drinking water data can be synchronized to the Jawbone UP app.
Enjoy the data services provided by Jawbone.
You need to adjust your settings in your mobile app.
You need to adjust your settings in moikit , and you need mobile operating system iOS or higher.

This application is provided by Jawbone Corporation of the U.S.
The copyrights of brands , trademarks , and software concerned are all reserved by the Company.

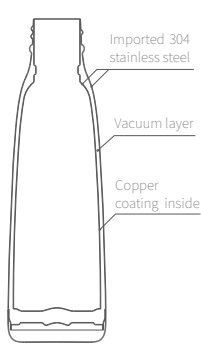
Stay tuned for more apps

CARRY YOUR BOTTLE EVERY DAY REDUCE POLLUTION FROM PLASTIC BOTTLES

Repair and maintenance manual

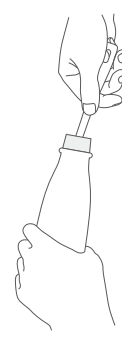
More info about your Seed smart bottle

The material used in Seed is a high quality 304 type Stainless Steel imported from Japan. This material is non-side effects and applied to the national food-grade healthy standards.
The double-layer structure of the bottle body is built by precisely forged, pressed and polished. A vacuum copper-plating process was used to create the vacuum insulation between both layers. This effectively reduces heat loss from heat radiation loss, which helps isolate for up to 24 hours.



Maintaining your Seed bottle

1. The body of the Seed bottle does not contain any electronic components, so you can wash and maintain it like any other common mug.
2. Even though the Seed bottle is manufactured in an imported high-quality stainless steel, we still recommend that do not store liquid in the bottle for a long duration of time, especially acidic or alkaline beverages in other liquids, or sticky liquids and so on.
3. For daily clean and maintenance, gently wipe the bottle with a soft cloth. For periodic cleaning, washing with vinegar. This will remove the yellowish and life of your bottle. Now let it to fill the bottle with warm water adding 1-2 drops of cleaning vinegar in it, and keep it still for 30 minutes. (Please out and rinse well.)



Precautions

- If you won't use the bottle for a while, do not store liquid in the bottle for a long duration of time, especially acidic or alkaline beverages or other liquids, or other sticky liquids.
- Do not put the product into the dishwasher. This may cause damage to the product.
- Do not place the product in a microwave oven. This may cause damage to the product.
- Do not put the product into the refrigerator , especially not with a smart cap on.
- Do not scratch the body of the bottle with sharp objects. This will damage or remove the coating. Also , do not let the product fall.
- When not in use for a long time, the interior of the bottle should be completely dry. Do not clean with alkaline bleaching agent, abrasive sponge , cloth with chemical solutions , gasoline , or wire balls. (This may cause damage to the product.)

While you're reading this manual , 359,000 plastic bottles were being discarded on our Earth.

And throughout the year, this number adds up to a staggering 62.9 billion discarded bottles, of which no more than 1% is effectively recycled.

All discarded plastic bottles of one year , if laid out , would cover an area as big as 1.2 New York Cities.

Most of these plastic bottles are buried in landfills and will continue to pollute the Earth for decades and even centuries to come.

It takes only very little effort to change all this.

So, from now on , carry your drinking bottle wherever you go, for the love of Mother Earth.

How to keep liquids hot /cold longer

- To enhance hot insulation: preheat the bottle with hot water before storing your drink. This will significantly improve the hot insulation effect , especially in the cold winter.
- To enhance cold insulation: Add a few ice cubes in the bottle. This will significantly improve the cold insulation effect.

Heat loss rate

Time (min)

100%

80%

60%

40%

20%

0%