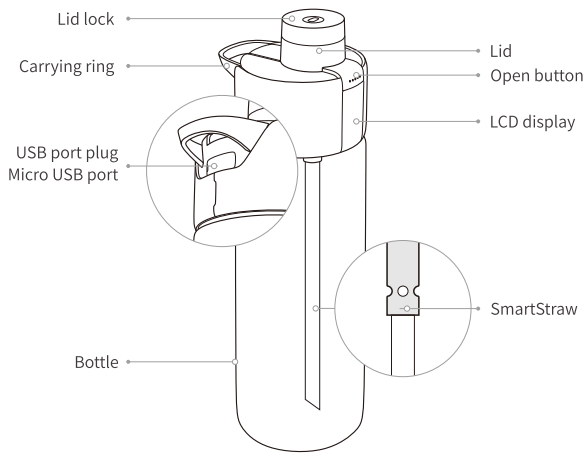
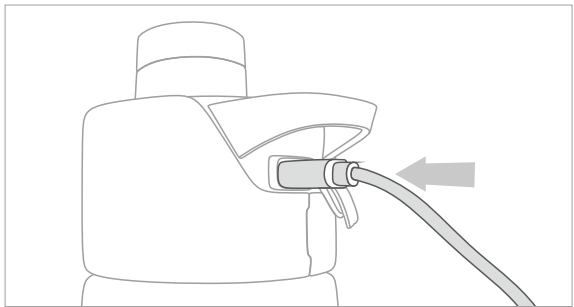


## About your gene



## Activation



### Initial activation

1. Connect your gene with a power adapter via Micro USB cable.
2. Your gene is successfully activated when the screen is on.

### Charging notification

When your gene is fully charged, the battery indicator will stop blinking.

## APP download



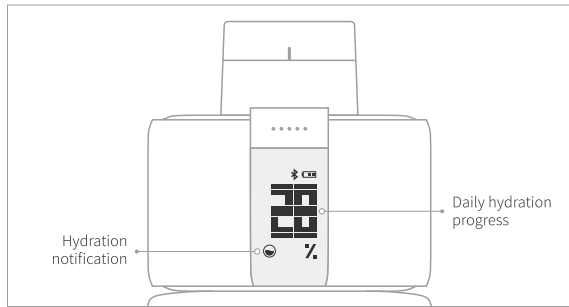
### Download the moikit APP

You can download the moikit APP from the Apple APP Store or the Google Play Store.

### Registry

Register an account in the moikit APP and then define your settings.

## Hydration management



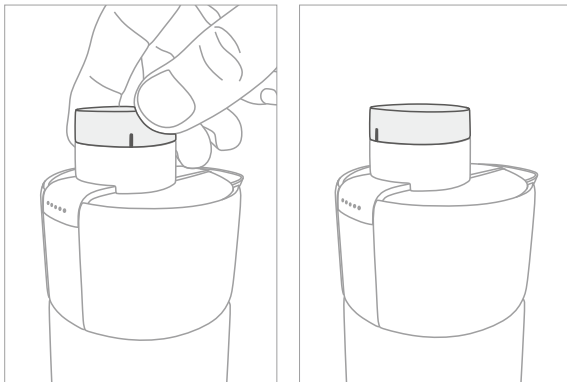
### Hydration progress

1. If your hydration goal hasn't been updated, gene will calculate your hydration progress according to preset goal.
2. Built-in DPAT water balance algorithm allows hydration notification, and the hydration icon on the screen will light up.

### Hydration management

You can set or edit your hydration goal via moikit APP, and more hydration management features are available in the moikit APP.

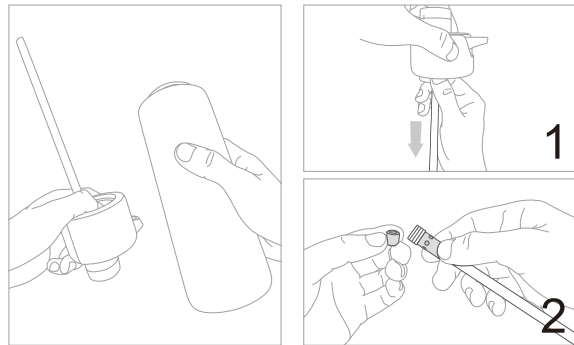
## Lock your gene



### To lock the lid, turn clockwise

To avoid the spills, be sure to lock the lid.

## Clean your gene



### Wash lid and bottle

1. You can wash your gene lid, avoid submergence and dishwasher.
2. Your gene bottle is dishwasher safe.

### Be careful to disassemble and clean SmartStraw

1. Pull out SmartStraw slowly in vertical.
2. Be careful not to lose the internal gravity plug when cleaning the gene SmartStraw.

## FAQ

Problems	Solutions
Gene cannot be connected	<ol style="list-style-type: none"><li>1. Check that the bluetooth on your phone is on.</li><li>2. Check if gene can be found in the search list of moikit APP.</li><li>3. Make sure that your gene is within range of your mobile phone (<math>\leq 5m</math>).</li><li>4. Make sure your gene is charged.</li><li>5. Try to turn off and turn on your phone's Bluetooth.</li></ol>
SmartStraw doesn't work	<ol style="list-style-type: none"><li>1. Remove the SmartStraw, clean and re-install it.</li><li>2. Check if the gravity plug is in the SmartStraw.</li></ol>
Liquids squirt out when opening the lid	Do not close the elastic lid when the liquid temperature is over 140°F/60°C. You can close it when the degree is lower.
Rattling can be heard when shaking the gene	This sound is due to the gravity plug which is not caused by product quality issues.

★ Find more information on [www.moikit.com](http://www.moikit.com)


## ⚠ Attention

1. Thick or pulpy liquids may lead to stuck of the gravity plug.
2. Though gene's bottle temperature resistance is 204.8°F/96°C, closing the lid when the contents are extremely hot ( $\geq 140^\circ\text{F}/\geq 60^\circ\text{C}$ ) may result in pressure build up.
3. Be cautious when drinking hot liquid through your gene.
4. Your gene is not microwave safe. Putting gene into the microwave may lead to product damage.
5. Putting lid into the refrigerator or freezer may lead to product damage.
6. Do not submerge the lid. Submerging the lid may lead to product damage.
7. Disassemble voids the warranty. Disassembling may lead to product damage.
8. Keep gene from sharp objects or falling.

## Specifications

Product name : moikit smart sports bottle	Model : G1206
Capacity : 24oz (700ml) / 31oz (900ml)	Lid material : Tritan & PP
Bottle temperature resistance : -104°F/-40°C~204°F/96°C	Bottle material : Tritan
Battery : 150mAh polymer lithium battery	Waterproof level : IPX6
Charging port : Micro USB port	

## Box contents



## Warranty Policy

1. From the date of purchase, moikit extends a one-year warranty.
2. The warranty can be claimed by showing the Warranty Card along with proof of purchase (invoice or payment transaction history).
3. The following conditions are not covered by the warranty:
  - a. The product was purchased from unauthorized retailers/online retailers.
  - b. Disassembling or modification voids the warranty.
  - c. The damage or malfunction is caused by dropping during usage or shipping.
  - d. The damage or malfunction is caused by improper usage.
  - e. The damage or malfunction is caused by improper maintenance or storage.
  - f. The product has been repaired by unauthorized repair center or technician.
4. When sending the product in for repair, please include this card in the package.

Customer service email : [customerservice@moikit.com](mailto:customerservice@moikit.com)

## Caution Risk of explosion if battery is replaced by an incorrect type. Dispose of used batteries according to the instructions.



### Environmentally friendly disposal

Old electrical appliances must not be disposed of together with the residual waste, but have to be disposed of separately. The disposal at the communal collecting point via private persons is for free. The owner of old appliances is responsible to bring the appliances to these collecting points or to similar collection points. With this little personal effort, you contribute to recycle valuable raw materials and the treatment of toxic substances.

### FCC STATEMENT :

This device complies with Part 15 of the FCC Rules. Operation is subject to the following two conditions:

- (1) This device may not cause harmful interference, and
- (2) This device must accept any interference received, including interference that may cause undesired operation.

**Warning:** Changes or modifications not expressly approved by the party responsible for compliance could void the user's authority to operate the equipment.

NOTE: This equipment has been tested and found to comply with the limits for a Class B

digital device, pursuant to Part 15 of the FCC Rules. These limits are designed to provide

reasonable protection against harmful interference in a residential installation. This

equipment generates uses and can radiate radio frequency energy and, if not installed

and used in accordance with the instructions, may cause harmful interference to radio

communications. However, there is no guarantee that interference will not occur in a

particular installation. If this equipment does cause harmful interference to radio or

television reception, which can be determined by turning the equipment off and on, the

user is encouraged to try to correct the interference by one or more of the following

measures:

Reorient or relocate the receiving antenna.

Increase the separation between the equipment and receiver.

Connect the equipment into an outlet on a circuit different from that to which the receiver is connected.

Consult the dealer or an experienced radio/TV technician for help.

### RF warning statement:

The device has been evaluated to meet general RF exposure requirement. The device

can be used in portable exposure condition without restriction.

### Privacy policy

Moikit pays great attention to the safety of your personal information. We promise that the water intake health information of users will not be disclosed without the permission of our users. We convey our privacy and safety rules to moikit staff and strictly execute privacy protection measures with the Company.

### Preventive and predictive maintenance

Please do not attempt to dismantle or refit the product and its accessories, otherwise they will not be within the warranty any more. Please do not allow the product to be subject to violent shock or collisions to prevent damage and affect use since precision electronic elements are built in the product.

Conformity certificate  
Verified

# Quick Start Guide

moikit gene  
smart sports bottle