



# APPENDIX H

## : USER'S MANUAL

# **MONSTER** **MOBILE<sup>®</sup>**

**AirTalk<sup>™</sup> Hands-Free Kit**

**User Guide & Warranty Information**



## **What's Included**

- **AirTalk™ Hands-free Kit**
- **USB Charging Cable**
- **User Guide**
- **Premium Visor Clip**

## **General Specifications**

- **Bluetooth® v2.1**
- **Profiles: Hands-free Audio (HFP) and Headset Profiles (HSP) for hands-free calling capability**
- **Range up to 33ft (10m)**

## **Compatibility**

Connects to most Bluetooth 2.1 or similarly-equipped mobile phones, like iPhone® or Blackberry® (see General Specifications for profile support).

## **Warning**

- Do not remove or attempt to remove the battery. It was not meant to be removed by users and poses danger of explosion if tampered with.
- Use in a car may pose a risk because of danger of AirTalk Hands-free Kit flying around during an accident. Make sure to clip to the sun visor to decrease risk.
- Should not be exposed to excessive heat, like direct sunshine. Removal from your car or placement in a compartment in your car is recommended to avoid excessive heat in a closed car.

## **AirTalk™ Hands-free Kit Features**

- **Super Clear Calls**

Noise cancelling mic and exceptional audio reproduction for clean and clear calls.

- **Bluetooth Connectivity**

Connect to your iPhone, Blackberry, or other Bluetooth-enabled mobile phone for hands-free calling. Automatically reconnects with compatible devices.

- **Ultimate Convenience and Easy to Use**

Space-saving design with premium sun visor clip for quick install and removal plus clearly labeled buttons: call, answer/end, volume, mute, and power.

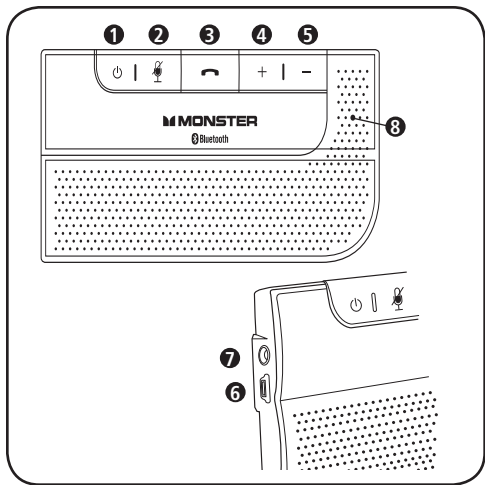
## **AirTalk™ Hands-free Kit Features** (cont.)

- **Advanced Durable Materials**  
Resists extreme in-car heat and cold for heavy-duty use and long life.
- **Long-lasting Power**  
Rechargeable Lithium polymer battery for more than 24 hours of talk time and 2 months of standby time.
- **Convenient Charging**  
Included Mini USB charging cable.
- **You Can Use it Anywhere**  
Not just for in the car. Use at home or in the office for conference calls.



## **Product Description**


- 1. Power (On & Off) Button**
- 2. Mic Mute (On & Off) Button**
- 3. Call (Answer) Button**
- 4. Volume Up Button**
- 5. Volume Down Button**
- 6. Mini USB Charging Port**
- 7. Ear Set Jack**
- 8. Microphone**




## **Charging AirTalk™ Hands-free Kit**

1. Plug the USB mini connector of the USB charging cable into the Mini USB charging port on the AirTalk Hands-free Kit.
2. Plug the other end of the USB charging cable into other devices that will charge, like a computer or USB Car Charger (not included). The red LED light turns off when charging is complete.

## **Turning on AirTalk™ Hands-free Kit**

Press and hold  for 2 to 3 seconds to turn AirTalk Hands-free Kit on. Press and hold for 5 seconds to turn off.


## **Putting AirTalk™ Hands-Free Kit into Pairing Mode and Connecting with a Bluetooth-Equipped Mobile Phone**

1. Make sure to turn on AirTalk Hands-free Kit. Place it within a meter of your mobile phone and activate the mobile phone's Bluetooth function.
2. Press and hold  button for 7–8 seconds until the LED light rapidly flashes blue and red alternately.
3. Consult your Bluetooth-equipped mobile phone's manual, as connection varies by device. When prompted, enter the passkey "0000 (four zeroes)."

AirTalk Hands-free Kit will make beep twice when connected and then the blue LED light will flash once every 10 seconds.

## Using AirTalk™ Hands-free Kit

- **Answering a call**


Press and release either the  button, + button, or – button once to accept a call.

- **Ending a call**

Briefly press  button to end a call.

- **Redial last number called**


**[dependent on the mobile phone]**

Press and hold  button for 2 to 3 seconds until you hear two beeps. Your mobile phone will redial the last number called.

**NOTE:** The redial function may vary by phone model. Some phones simply display the last number dialed, which requires you to hit the button twice. Consult your owner's manual.

## Using AirTalk™ Hands-free Kit (cont.)

- **Voice activated dialing**


Press and release  button until you hear a beep. Say the registered name on the voice dialing list of your mobile phone. For best voice dialing performance, record the voice tag in your mobile phone.

**NOTE:** Voice activated dialing function varies by device. Please consult your mobile phone's manual for dialing set-up and functionality.

- **Adjusting the volume**

Press + or – button to increase or decrease the speaker volume.

- **Mic mute on and off**


To mute the mic so the person you're talking to won't hear you, push and release the  button. Repeat to turn mic back on.


## Using AirTalk™ Hands-free Kit (cont.)

- **Transferring a call between AirTalk Hands-free Kit and your mobile phone**


In order to transfer a call from AirTalk Hands-free Kit to your mobile phone or vice versa, Press + button for 2–3 seconds.

- **Call waiting**

To answer the 2nd call without hanging up the 1st call, press  button for 2 to 3 seconds.

To return to the 1st call, press  button for 2 to 3 seconds again.

- **Rejecting a call**

When AirTalk Hands-free Kit is ringing, press  button for 2 to 3 seconds.



## **Using AirTalk™ Hands-free Kit (cont.)**

- **Auto-reconnecting**

If your AirTalk Hands-free Kit and mobile phone fall out of range (33 ft/10 m), they can automatically reconnect if both come back into range within 30 minutes. The auto-reconnect signal emits in 2 minute intervals for 30 minutes. After 30 minutes out of range, the AirTalk Hands-free Kit will automatically be turned off.

## **LIMITED WARRANTY FOR CONSUMERS**

---

*Monster Cable Products, Inc., 455 Valley Drive, Brisbane, CA 94005, USA, (415) 840-2000 (“Monster”) extends You this Limited Warranty. Statutory or common law may provide You with additional rights or remedies, which shall not be affected by this Limited Warranty.*

## **DEFINITIONS**

---

**“Adequate Use”** means use of the Product (i) within a home or dwelling, (ii) for private (as opposed to commercial) purposes, (iii) in conformance with all applicable local, state or federal law, code or regulations (including without limitation building and/or electrical codes), (iv) in accordance with manufacturer recommendations and/or instructions in the materials and documentation that accompany the Product, and (v) if applicable, with proper electrical grounding.

**“Authorized Dealer”** means any distributor, reseller or retailer that (i) was duly authorized to do business in the jurisdiction where it sold the Product to You, (ii) was permitted to sell You the Product under the laws of the jurisdiction where You bought the Product, and (iii) sold You the Product new and in its original packaging.

**“Formal Warranty Claim”** means a claim made in accordance with the section “Formal Warranty Claims” herein.

**“Product”** means a Product (i) that is listed in the Specifications Table below, (ii) that You bought from an Authorized Dealer new and in its original packaging, and (iii) whose serial number, if any, has not been removed, altered, or defaced.

**“Product Defect”** means an inadequacy of the Product that existed at the time when You received the Product from an Authorized Dealer and that causes a failure of the Product to perform in accordance with Monster’s documentation accompanying the Product, unless such failure has been caused completely or partly by (a) any use other than Adequate Use, (b) transportation, neglect, misuse or abuse by anyone other than Monster’s employees; (c) alteration, tampering or modification of the product by anyone other than a Monster employee; (d) accident (other than a malfunction that would otherwise qualify as a Product Defect); (e) maintenance or service of the Product by anyone other than a Monster employee; (f) exposure of the Product to heat, bright light, sun, liquids, sand or other contaminants; or (g) acts outside the control of Monster, including without limitation acts of God, fire, storms, earthquake or flood.

**“Warranty Period”** means the time period during which Monster must have received Your Formal Warranty Claim. The different Warranty Periods related to Product Defects are defined in the Specifications Table below. The Warranty Period commences on the date when You purchased or received (whichever occurs later) the Product from an Authorized Dealer as evidenced by the Authorized Dealer’s invoice, sales receipt or packing slip. If You do not have written proof of the date of purchase or receipt, then the Warranty Period commences three (3) months after the date when the Product left Monster’s or its factory as evidenced by Monster’s records. The Warranty Period ends after the time defined in the Specifications Table has expired or after You have transferred ownership of the Product, whichever occurs earlier. Also, You must call Monster and obtain a Return Authorization Number (as described under “How to Make a Claim”) within two (2) months after You discover a Product Defect (or should have discovered it, if such Product Defect was obvious).

**“You”** means the first individual person that purchased the Product in its original packaging from an Authorized Dealer. This Limited Warranty does not apply to persons or entities that

bought the Product (i) in used or unpackaged form, (ii) for resale, lease or other commercial use, or (iii) from someone other than an Authorized Dealer.

## **SCOPE OF THIS LIMITED WARRANTY**

---

**Products.** If a Product contained a Product Defect when You bought it from an Authorized Dealer and Monster receives a Formal Warranty Claim from You within two (2) months after You discover such Product Defect (or should have discovered it, if such Product Defect was obvious) and before the end of the Warranty Period for Product Defects applicable to the affected Product, then Monster will provide You with one of the following remedies: Monster will (1) repair or, at Monster's sole discretion, replace the Product, or (2) refund to You the purchase price You paid to the Authorized Dealer for the affected Product if repair or replacement is not commercially practicable or cannot be timely made. NOTE: MONSTER DOES NOT ASSUME ANY LIABILITY FOR ANY INCIDENTAL, CONSEQUENTIAL OR INDIRECT DAMAGES UNDER THIS LIMITED WARRANTY.

## **GENERAL PROVISIONS**

---

**Choice of Law/Jurisdiction.** This Limited Warranty and any disputes arising out of or in connection with this Limited Warranty (“Disputes”) shall be governed by the laws of the State of California, USA, excluding conflicts of law principles and excluding the Convention for the International Sale of Goods. The courts located in the State of California, USA shall have exclusive jurisdiction over any Disputes.

**Other Rights.** THIS LIMITED WARRANTY GIVES YOU SPECIFIC LEGAL RIGHTS, AND YOU MAY ALSO HAVE OTHER RIGHTS, WHICH VARY FROM STATE TO STATE AND JURISDICTION TO JURISDICTION, AND WHICH SHALL NOT BE AFFECTED BY THIS LIMITED WARRANTY. THIS WARRANTY EXTENDS ONLY TO YOU AND CANNOT BE TRANSFERRED OR ASSIGNED. If any provision of this Limited Warranty is unlawful, void or unenforceable, that provision shall be deemed severable and shall not affect any remaining provisions. In case of any inconsistency between the English and other versions of this Limited Warranty, the English version shall prevail.

## **REGISTRATION**

---

**Please register Your Product at [MonsterCable.com](http://MonsterCable.com).**

Failure to register will not diminish Your warranty rights.

## **SPECIFICATIONS TABLE**

---

<b>Product Model</b>	<b>Warranty Period for Product</b>
----------------------	------------------------------------

---

AirTalk™ Hands-free Kit	One (1) Year
-------------------------	--------------

---

## **FORMAL WARRANTY CLAIM**

---

**How To Make A Claim.** In the event damage has occurred to Products, You must follow these instructions: (1) Call Monster within two (2) months after You discover a Product Defect (or should have discovered it, if such Product Defect was obvious); (2) Give a detailed explanation of how the damage occurred; (3) Obtain a Return Authorization Number; (4) Return the Products, shipping prepaid by You (to be refunded if You are entitled to a remedy under the Scope of this Limited Warranty), to Monster for verification of damage, along with a copy of Your original sales receipts and proof of purchase (UPC label or packing slip) for such Products, the completed claim form, and

printed Return Authorization Number on the outside of the return package (the claim form will include instructions for return).

**Telephone Numbers.** If you bought the product in the United States, Latin America (Mexico 011-882-800-8989), or Asia Pacific, contact Monster (455 Valley Drive, Brisbane, CA 94005) at 1 877 800-8989. If you bought the product anywhere else, contact Monster Technology International Ltd., Ballymaley Business Park, Ennis, Co. Clare, Ireland. You can write or use one of the following telephone numbers: Canada 866-348-4171, Ireland 353 65 68 69 354, Austria 0800296482, Belgium 0800-79201, Czech Republic 800-142471, Denmark 8088-2128, Finland 800-112768, France 0800-918201, Germany 0800-1819388, Greece 00800-353-12008, Italy 800-871-479, Netherlands 0800-0228919, Norway 800-10906, Russia 810-800-20051353, Spain 900-982-909, Sweden 020-792650, Switzerland 0800834659, United Kingdom 0800-0569520.



**Further Proceedings.** Monster will determine whether a Product Defect existed. Monster may, at its discretion, direct You to obtain a repair estimate at a service center. If a repair estimate is required, You will be instructed on how to properly submit the estimate and the resulting invoice to Monster for payment. Any fees for repairs may be negotiated by Monster.

**Timing.** If You bring a Formal Warranty Claim and fully comply with all terms and conditions of this Limited Warranty, Monster will use its best efforts to provide You with a remedy within thirty (30) days after receipt of Your Formal Warranty Claim (if You reside in the United States - forty-five (45) days if You reside elsewhere), unless obstacles outside Monster's control delay the process.

Ver.072109 – GLOBAL

©2003-2010 Monster Cable Products, Inc.

## **FCC ID: RJEADS200**

This device complies with Part 15 of FCC Rules. Operation is subject to the following two conditions: (1) This device may not cause harmful interference, and (2) This device must accept any interference received, including interference that may cause undesired operation. Changes or modification not expressly approved by the party responsible for Compliance could void the user's authority to operate the equipment. Connecting of peripherals requires the use of grounded shielded signal cables.

**CAUTION:** Changes or modifications not expressly approved by the party responsible for compliance could void the user's (or your) authority to operate the equipment.

## **FCC Radiation Exposure Statement**

This device and the antenna for this device must be installed to ensure a minimum separation distance of 20 cm or more from a person's body. Other operating configurations should be avoided.

# **MONSTER** **MOBILE**<sup>®</sup>

We invite you to visit the Monsters at **MonsterCable.com**

© 2010 Monster Cable Products, Inc  
455 Valley Drive  
Brisbane, CA 94005, USA

rm 855514