



iCarplay300 FM Transmitter

User Guide & Warranty Information

Monster RadioPlay™ 300 Wireless Features

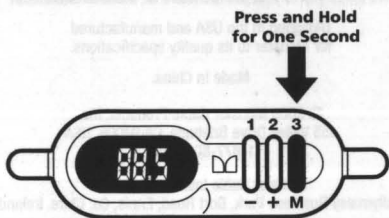
- High-quality stereo audio in your car
- Full range of FM stations, from 88.1 to 107.9
- 3 "favorite station" programmable presets
- Digital LED station display
- Dimmable display
- 30-ft. maximum range**
- Micro-processor controlled
- Built-in antenna
- Powered by 12V car cigarette lighter adaptor
- Auto-reset fuse to protect transmitter and player

**Range determined by product specifications and other environmental variables

Setting "Favorite Station" Preset Buttons

Monster RadioPlay™ 300 features three programmable "favorite station" memory presets. The left, middle and right buttons represent station presets 1, 2 and 3, respectively. Select stations on your car stereo that are "quietest," i.e. the most free of strong radio station signals. These may change depending on where you are. To program:

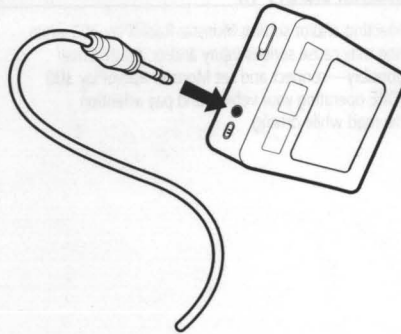
1. Press and hold button 3 (also identified as 'M') for 1 second. All buttons will flash, indicating "station selection" mode.



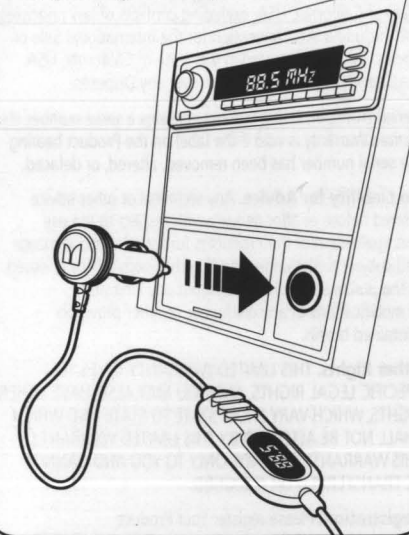
INSTRUCTIONS

Connect RadioPlay

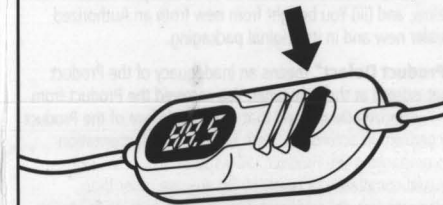
1. Plug Monster RadioPlay™ 300 mini-jack into the headphone port on your player.




2. Plug Monster RadioPlay™ 300 power adapter into your car's 12V accessory outlet (cigarette lighter socket).



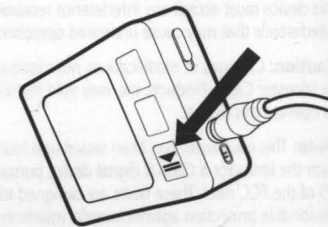
3. Choose your station by pressing one of the 3 preset memory buttons (see **Setting "Favorite Station" Preset Buttons** below).




4. Tune your FM radio to the same channel as indicated on Monster RadioPlay™ 300.



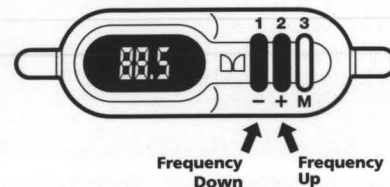
5. Press the 'Play' button on your player.



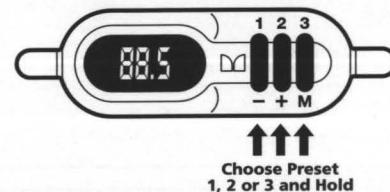
6. Use your car radio's volume knob to adjust sound level. Adjust play volume to mid level.



2. Press buttons 1 or 2 (also identified as '+' and '-') to scroll FM radio frequencies up or down.



3. Once you've selected a station, press and hold any one of the three buttons for one second to set that station into memory and exit station selection mode. Your selection will be confirmed in the display as 1, 2 or 3.

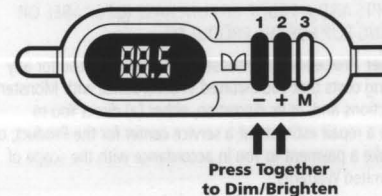


4. After your station is set, the unit will automatically go back to its default 'Preset' memory mode, where pressing the 1-3 buttons recall your default preset stations. To change presets, repeat steps 1 through 3.

Note: While in "station selection" mode, if you don't set a station within 10 seconds, the unit will automatically revert to "Preset" memory mode while temporarily keeping your present station.

Dimming the Display

For easier viewing day or night, press the 1 and 2 buttons at the same time to alternately dim or brighten the display.



Performance & Safety Tips:

- For best performance, select an Monster RadioPlay™ 300 channel that is not occupied by a strong local FM radio station.
- Select the channel that offers clearest sound with the least interference. This may take some experimentation.
- Connect Monster RadioPlay™ 300 and select channels BEFORE operating your vehicle; never while driving.
- The Monster RadioPlay™ 300 transmitter strength is regulated and limited by the FCC. RadioPlay™ 300 transmits at the power allowable by law.
- Monster RadioPlay™ 300 is designed to transmit within your car's perimeter while not interfering with the surrounding public airways.
- **Note:** Monster RadioPlay™ 300 acts just like a tiny FM radio station, however no FM transmitter will ever sound like your favorite 50,000-Watt radio station.

- Certain cars may experience more difficulty receiving clear signals than others. Location of the antenna can affect signal strength. Some vehicles have a metallic film in the windows which can also make it harder to receive clear signals.
- In dense metropolitan areas, there are cases where all Monster RadioPlay™ 300 pre-set stations are occupied by local radio stations. Sometimes a station setting next to a local station may be strong enough to 'bleed' over to the adjacent frequencies.
- Radio frequencies from local stations can 'bounce' from hills and buildings and cause momentary interference.
- A steel bridge or parking garage may act like an antenna, strengthening local and distant radio station signals. You may need to wait until you are "over the bridge" or "out of the structure" for clearest reception.

Note: Illustrations may vary in appearance from actual product.

FCC Notice: This device complies with Part 15 of the FCC rules. Operation is subject to the following two conditions: (1) this device may not cause harmful interference, and (2) this device must accept any interference received, including interference that may cause undesired operation.

Caution: Changes or modifications not expressly approved by Monster Cable Products, Inc. may void the users authority to operate this device.

Note: This equipment has been tested and found to comply with the limits for a Class B digital device pursuant to Part 15 of the FCC rules. These limits are designed to provide reasonable protection against harmful interference in a residential installation. This equipment generates, uses, and can radiate radio frequency energy and, if not installed and used in accordance with the instructions, may cause harmful interference to radio communications. However, there is no guarantee that interference will not occur in a particular installation. If this equipment does cause harmful interference to radio or television reception, which can be determined by tuning the equipment off and on, the user is encouraged to try to correct the interference by one or more of the following measures:

- Reorient or relocate the receiving antenna
- Increase the separation between the equipment and receiver
- Connect the equipment into an outlet on a circuit different from that to which the receiver is connected
- Consult the dealer or an experienced radio/TV technician for help

FCC ID : RJE-ICARPLAY

LIMITED WARRANTY FOR CONSUMERS

United States

Monster Cable Products, Inc., 455 Valley Drive Brisbane, CA 94005 (415) 840-2000. ("Monster") extends You this Limited Warranty. Statutory or common law may provide You with additional rights or remedies, which shall not be affected by this Limited Warranty.

DEFINITIONS

"Adequate Use" means use of the Product (i) within a home or dwelling, (ii) for private (as opposed to commercial) purposes, (iii) in conformance with all applicable local, state or federal law, code or regulations (including without limitation building and/or electrical codes), (iv) in accordance with manufacturer recommendations and/or instructions in the materials and documentation that accompany the Product, (v) with proper electrical grounding.

"Authorized Dealer" means any distributor, re-seller or retailer that (i) was duly authorized to do business in the jurisdiction where it sold the Product to You, (ii) was permitted to sell You the Product under the laws of the jurisdiction where You bought the Product, and (iii) sold You the Product new and in its original packaging.

"Formal Warranty Claim" means a claim made in accordance with the section "Formal Warranty Claims" herein.

"Product" means a Product listed in the Specifications Table below, and (iii) You bought from new from an Authorized Dealer new and in its original packaging.

"Product Defect" means an inadequacy of the Product that existed at the time when You received the Product from an Authorized Dealer and that causes a failure of the Product to perform in accordance with Monster's documentation accompanying the Product, unless such failure has been caused completely or partly by (a) any use other than Adequate Use, (b) transportation, neglect, misuse or abuse by anyone other than Monster's employees; (c) alteration, tampering or modification of the product by anyone; (e) accident; (f) maintenance or service of the Product by anyone other than a Monster employee or authorized service technician; (g) exposure of the Product to heat, bright light, sun, liquids, sand or other contaminants; or (h) acts outside the control of Monster, including without limitation acts of God, fire, storms, earthquake or flood.

"Warranty Period" means the time period during which Monster must have received Your Formal Warranty Claim. The different Warranty Periods related to Product Defects are defined in the Specifications Table below. The Warranty Period commences on the date when You purchased or received (whichever occurs later) the Product from an Authorized Dealer as evidenced by the Authorized Dealer's invoice, sales receipt, or packing slip. If You do not have written proof of the date of purchase or receipt, then the Warranty Period commences three (3) months after the date when the Product left Monster's or its factory as evidenced by Monster's records. The Warranty Period ends after the time defined in the Specifications Table has expired or after You have transferred ownership of the Product, whichever occurs earlier.

"You" means the first individual person that purchased the Product in its original packaging from an Authorized Dealer. This Limited Warranty does not apply to persons or entities that bought the Product (i) in used or unpackaged form, (ii) for resale, lease or other commercial use, or (iii) from someone other than an Authorized Dealer.

SCOPE OF THIS LIMITED WARRANTY

Products. If a Product contained a Product Defect when You bought it from an Authorized Dealer and Monster receives a Formal Warranty Claim from You before the end of the Warranty Period for Product Defects applicable to the affected Product, then Monster will provide You with one of the following remedies: Monster will (1) repair or, at Monster's sole discretion, replace the Product, or (2) refund to You the purchase price paid for the affected Product from an Authorized Dealer if repair or replacement is not commercially practicable or cannot be timely made. NOTE: MONSTER does not assume any liability for ANY INCIDENTAL, CONSEQUENTIAL OR INDIRECT DAMAGES.

GENERAL PROVISIONS

Choice of Law/Jurisdiction. This Limited Warranty and any disputes arising out of or in connection with this Limited Warranty ("Disputes") shall be governed by the laws of the State of California, USA, excluding conflicts of law principles and excluding the Convention for the International Sale of Goods. The courts located in the State of California, USA shall have exclusive jurisdiction over any Disputes.

Serial number. If this Product contains a serial number, this Limited Warranty is void if the label on the Product bearing the serial number has been removed, altered, or defaced.

No Liability for Advice. Any technical or other advice offered before or after delivery with respect to the use and application of the Product is furnished without charge and subject to the understanding that such advice is issued at the purchaser's sole risk without any limitation or modifications of any disclaimer or other provision contained herein.

Other Rights. THIS LIMITED WARRANTY GIVES YOU SPECIFIC LEGAL RIGHTS, AND YOU MAY ALSO HAVE OTHER RIGHTS, WHICH VARY FROM STATE TO STATE AND WHICH SHALL NOT BE AFFECTED BY THIS LIMITED WARRANTY. THIS WARRANTY EXTENDS ONLY TO YOU AND CANNOT BE TRANSFERRED OR ASSIGNED.

Registration. Please register Your Product at www.MonsterCable.com/Warranty. Failure to register will not diminish Your warranty rights.

SPECIFICATIONS TABLE

Product Model No.	Warranty Period for Product
Monster® RadioPlay™ 300	One (1) Year

FORMAL WARRANTY CLAIM

How To Make A Claim. In the event of a Product Defect, You must follow these instructions: (1) Call 1-877-800-8989; (2) Give a detailed explanation of the Product Defect; (3) Obtain a Return Authorization Number; (4) Return the Products, shipping prepaid by You, to Monster for verification of Product Defect, along with a copy of Your original sales receipts and proof of purchase (UPC label) for such Products, and printed Return Authorization Number on the outside of the return package (the claim form will include instructions for return). IMPORTANT: IN ORDER TO EXERCISE YOUR RIGHTS UNDER THIS LIMITED WARRANTY YOU MUST SUBMIT YOUR ORIGINAL SALES RECEIPTS AND A PROOF OF PURCHASE (UPC LABEL OR PACKING SLIP FOR THE PRODUCTS).

Further Proceedings. Monster will reimburse You for any shipping costs that You incurred in accordance with Monster's instructions and, at its discretion, either (a) direct You to obtain a repair estimate at a service center for the Product; or, (b) make a payment to You in accordance with the scope of this Limited Warranty.

Timing. If You bring a Formal Warranty Claim and fully comply with all terms and conditions of this Limited Warranty, Monster will use its best efforts to provide You with a remedy within thirty (30) days after receipt of Your Formal Warranty Claim (if You reside in the United States - forty-five (45) days if You reside elsewhere), unless obstacles outside Monster's control delay the process.

Ver.112003 – US/RadioPlay 300 ©2005 Monster Cable Products, Inc.

MONSTER SAFETY TIP

Connecting and/or setting Monster RadioPlay 300 while driving may cause serious injury and/or death. Drive responsibly—connect and set Monster RadioPlay 300 BEFORE operating your vehicle and pay attention to the road while driving.

MONSTER

We invite you to visit the Monsters at: MonsterCable.com

Designed in the USA and manufactured for Monster to its quality specifications.

Made in China.

© 2005 Monster Cable Products, Inc.
455 Valley Drive Brisbane, CA 94005, USA
1-877-800-8989

Monster Cable International Ltd.
Ballymaley Business Park, Gort Road, Ennis, Co. Clare, Ireland
001-866-348-4171