



beats<sup>TM</sup> by dr. dre<sup>TM</sup>

 **MONSTER<sup>®</sup>**

user guide and warranty

# Contents

## English

- 1 Safety tips/warning
- 2 At a glance
- 3 Box contents
- 4 Battery installation
- 5 Operation
- 6 Care and storage
- 7 Troubleshooting
- 8 Warranty

English

## Important Monster® performance & safety tips

**To avoid damage to hearing, make sure that the volume is turned down before turning on your Beats™.**

Once Beats are placed over your ears, gradually raise the volume to a moderate level.

Avoid listening at loud volume levels for prolonged periods as permanent hearing damage or hearing loss may occur.

Be aware of your surroundings and use Beats headphones responsibly.

Do not use Beats headphones when it is unsafe to do so: while operating a vehicle, crossing street crosswalks, or during any activity that requires your full attention and ability to hear.

## The safety of your ears is in your hands

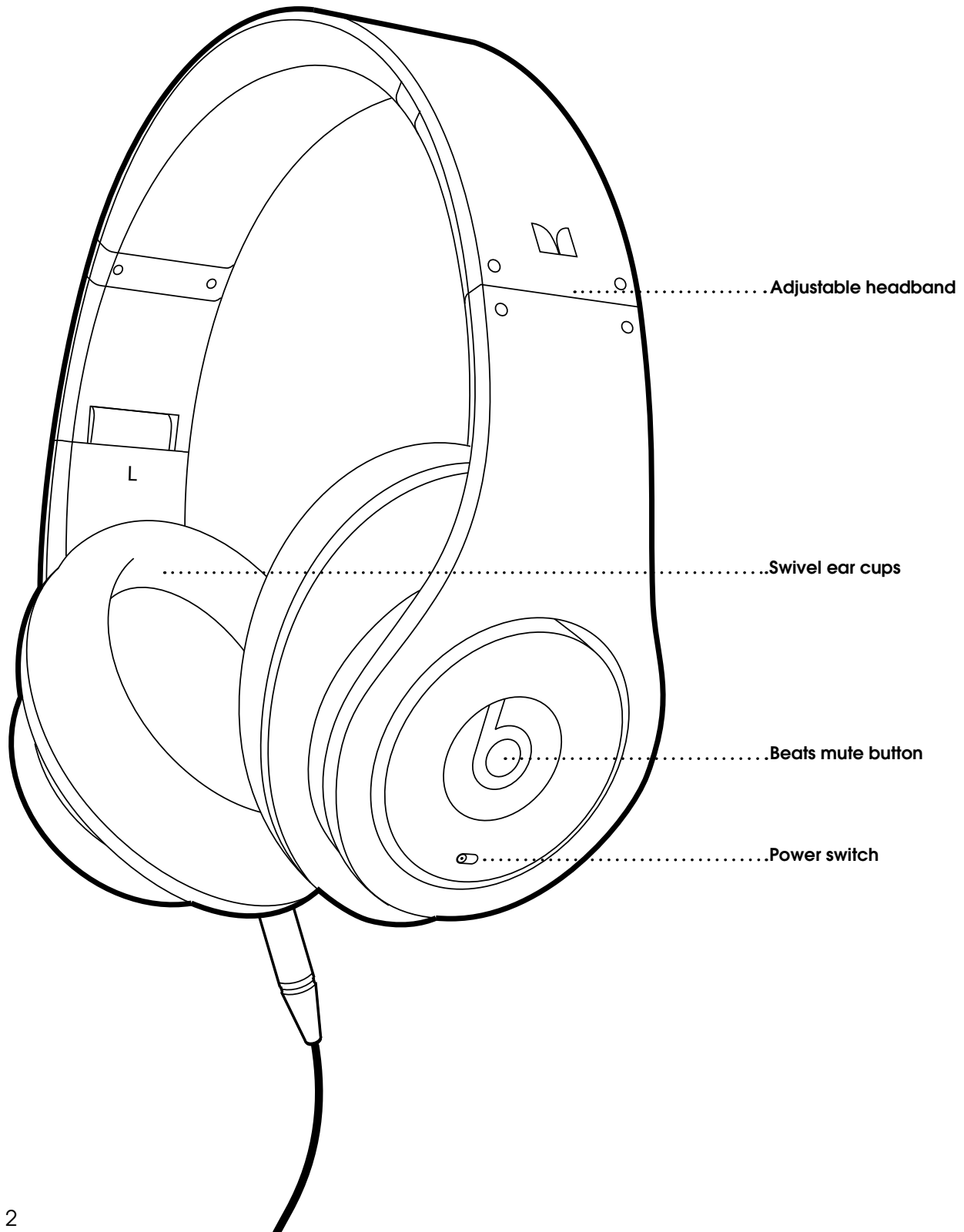
Get the most out of your equipment by playing it at a safe level—a level that lets the sound come through clearly without annoying distortion, and most importantly, without affecting your sensitive hearing.

Learn how to establish a safe listening level and review other important safety guidelines from the Consumer Electronics Association and Deafness Research Foundation. Visit website at [www.drf.org](http://www.drf.org), [www.ce.org](http://www.ce.org).

**S A F E T Y**  
**ADVISORY**  
**HEARING DAMAGE**

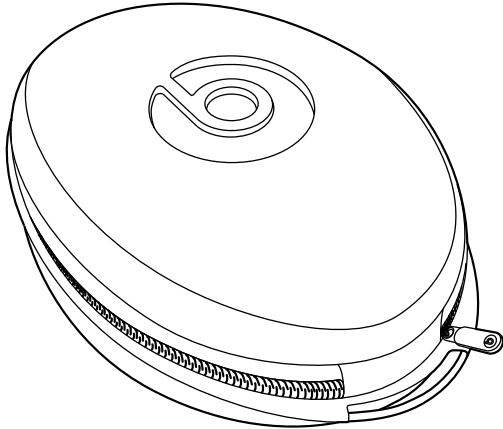
# At a glance

## Beats™ by Dr. Dre™ headphones

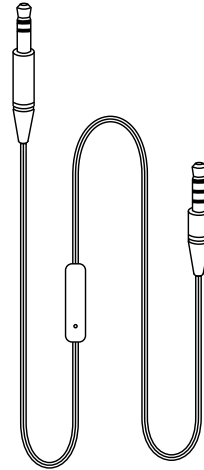


# Box contents

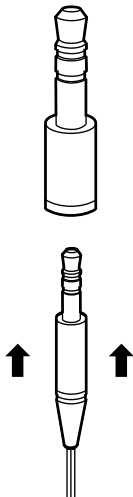
Touring case



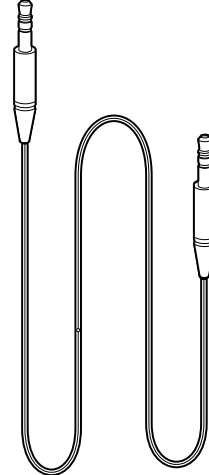
Monster® iSoniTalk™ cable (black)




Monster 1/8-inch to 1/4-inch stereo adapter



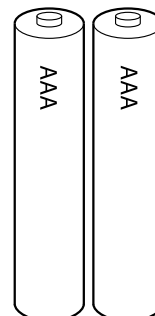
Beats™ by Dr. Dre™ Cable (red)

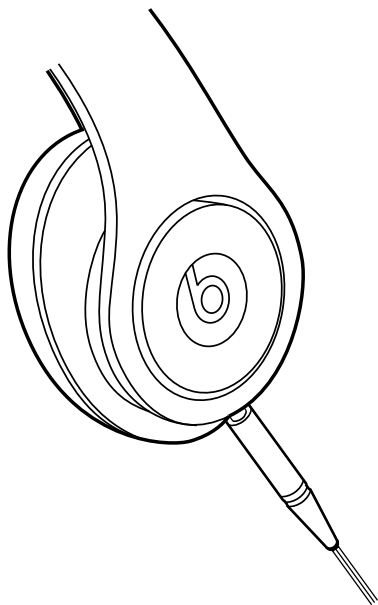
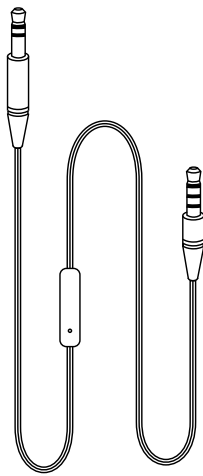
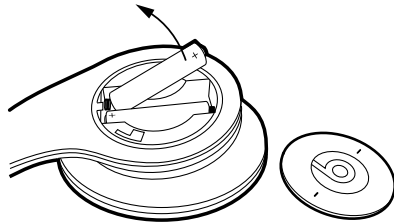
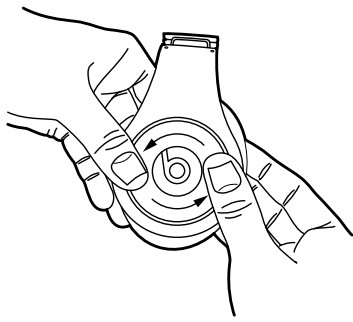


Monster Clean Cloth™ with Aegis Microbe Shield™



AAA batteries (2)





## power

Battery compartment is located on the outside of the left ear cup.

Grip left ear cup using two hands. Press down and twist counter-clockwise approximately 1/8th turn.

Replace old batteries with two fresh AAA-size alkaline or lithium batteries.

Replace battery cover and carefully twist clockwise to lock.

**NOTE** the locking tabs on the inside of the battery cover. Carefully align them with the holes in the battery compartment

## connect

Beats™ is compatible with iPhone™, BlackBerry® and other music-enabled phones. Insert the Monster® iSoniTalk™ cable connector with two rings into the Beats headset and the connector with three rings into your music-enabled phone. To answer calls, press the microphone button on the cable and talk. To hang up, press the microphone button again.

## listen

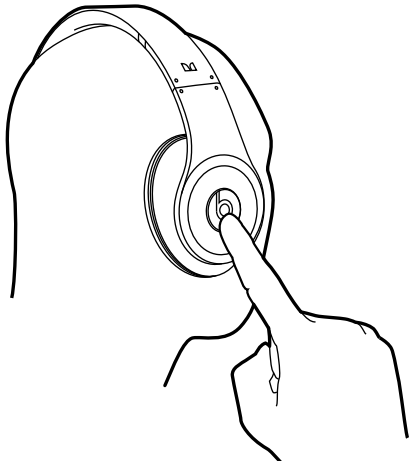
Note the "L" and "R" markings on the inside of the headband. The "L" earcup goes on the left ear and the "R" goes on the right ear.

Note the power switch on the right ear cup.

To listen, move power switch to ON (far left) position. Red LED will illuminate.

Beats will not work when the power switch is in the OFF (far right) position or without batteries.

In ON position, red LED will turn amber if battery power is low. Replace the batteries as soon as possible with new batteries. Use rechargeable batteries if possible.



## mute

To mute audio, simply press and hold the Beats mute button on the center of the right ear cup.


To resume listening, release the mute button.

## adjust

The headband is adjustable to fit different head sizes.

Grip the headband with both hands. Pull out equal amounts of headband on the left and right sides for a comfortable fit.

Ear cups should be centered over the ears.

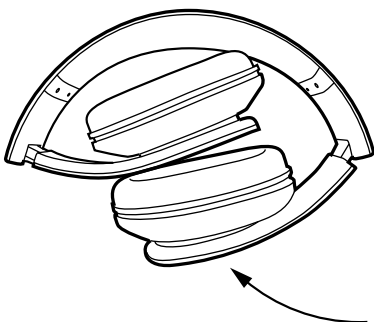
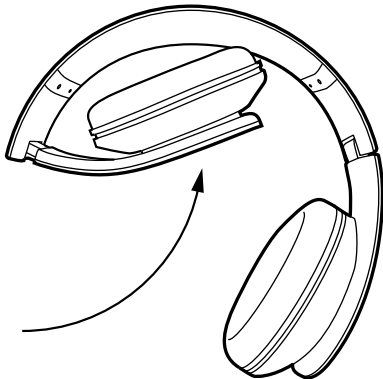


## fold

Beats folds for convenient storage in the Beats touring case. Before folding remove the cable.

Note the two folding hinges on the Beats headband. Fold one side, then the other. Grip the headband and apply pressure to hinge, *not* ear cup when folding.

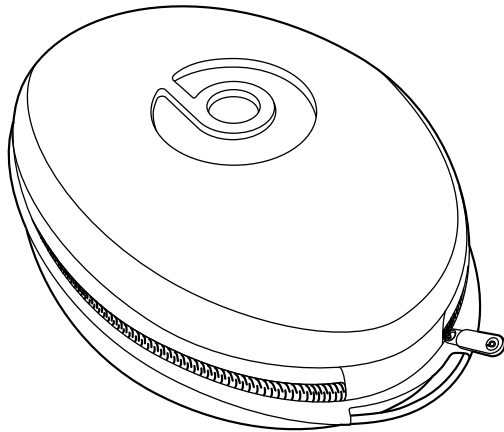
**Do not fold both sides simultaneously.**



## sound check

For the best iPod® or iPhone™ listening experience with Beats, activate iTunes® Sound Check. Sound Check standardizes the volume of all the songs in your music library. Beats is specially designed to provide a powerful but safe listening experience with Sound Check activated. Learn more about iTunes Sound Check at <http://docs.info.apple.com/article.html?artnum=61655>

**TIP:** Beats powered isolation can be used without a music source to simply reduce undesirable sounds, such as airplane engine noise.



## disconnect

Gently remove headphone cable by pulling the cable connector. Do not pull directly on the cable. This may cause unnecessary wear and damage to the Beats cable jack.

## maintain

Clean ear cups and headband regularly with the supplied Monster Clean Cloth™, specially bonded with Aegis Microbe Shield™ antimicrobial technology.

Avoid exposure to water, temperature extremes, and high humidity.

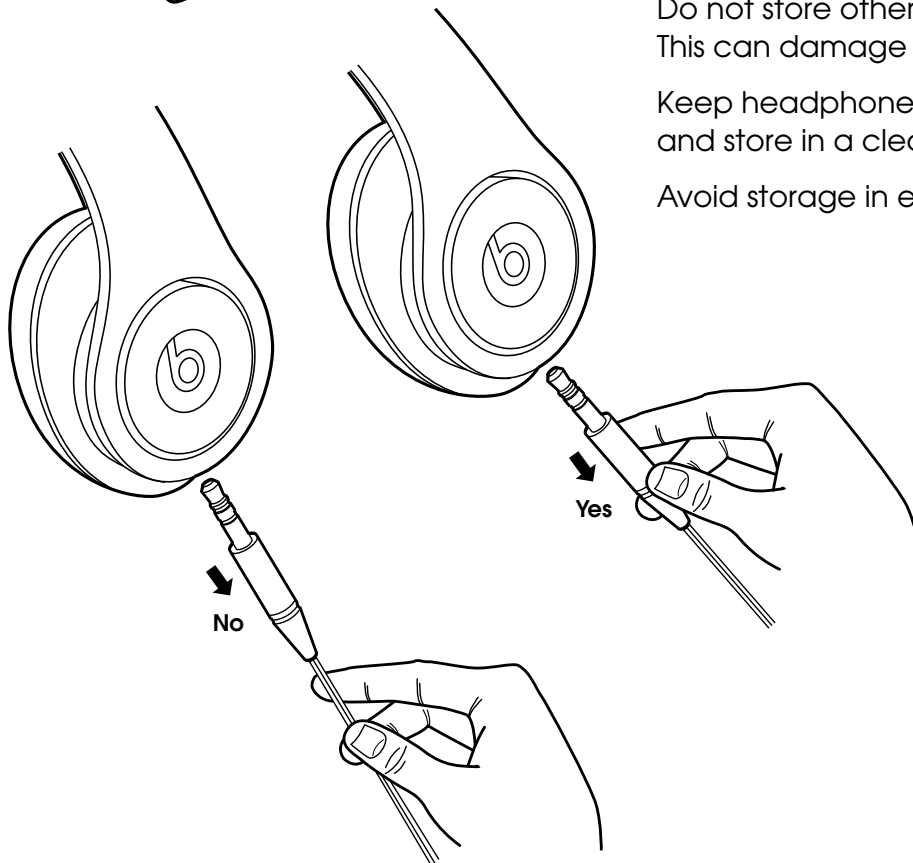

## store

When not in use, always store your Beats in the touring case. Use the removable compartment for cables and accessories.

Do not store other items in the case. This can damage your Beats.™

Keep headphone case closed, and store in a clean, dry environment.

Avoid storage in extreme heat or cold.





## Troubleshooting

<b>PROBLEM</b>	<b>SOLUTION</b>
No sound	Check mute button (press it) Make sure batteries are good Make sure Beats are switched on Check plug connection Check player/audio source for power and volume
Sound in one earphone only	Make sure connector is completely plugged in Check cable and plug for damage Make sure audio source is stereo (not mono)
Powered isolation not working properly, or distorting sound	Replace batteries (AAA)
Power indicator LED is amber	Replace batteries (AAA)
Worn or damaged ear cups	Replace ear cups

## LIMITED WARRANTY FOR CONSUMERS

Monster, LLC., 7251 West Lake Mead Blvd., Las Vegas, NV 89128, USA, (415) 840-2000 ("Monster") extends You this Limited Warranty. Statutory or common law may provide You with additional rights or remedies, which shall not be affected by this Limited Warranty.

### DEFINITIONS

"Adequate Use" means use of the Product (i) within a home or dwelling, (ii) for private (as opposed to commercial) purposes, (iii) in conformance with all applicable local, state or federal law, code or regulations (including without limitation building and/or electrical codes), (iv) in accordance with manufacturer recommendations and/or instructions in the materials and documentation that accompany the Product, and (v) if applicable, with proper electrical grounding.

"Authorized Dealer" means any distributor, reseller or retailer that (i) was duly authorized to do business in the jurisdiction where it sold the Product to You, (ii) was permitted to sell You the Product under the laws of the jurisdiction where You bought the Product, and (iii) sold You the Product new and in its original packaging.

"Formal Warranty Claim" means a claim made in accordance with the section "Formal Warranty Claims" herein.

"Product" means a Product (i) that is listed in the Specifications Table below, (ii) that You bought from an Authorized Dealer new and in its original packaging, and (iii) whose serial number, if any, has not been removed, altered, or defaced.

"Product Defect" means an inadequacy of the Product that existed at the time when You received the Product from an Authorized Dealer and that causes a failure of the Product to perform in accordance with Monster's documentation accompanying the Product, unless such failure has been caused completely or partly by (a) any use other than Adequate Use, (b) transportation, neglect, misuse or abuse by anyone other than Monster's employees; (c) alteration, tampering or modification of the product by anyone other than a Monster employee; (d) accident (other than a malfunction that would otherwise qualify as a Product Defect); (e) maintenance or service of the Product by anyone other than a Monster employee; (f) exposure of the Product to heat, bright light, sun, liquids, sand or other contaminants; or (g) acts outside the control of Monster, including without limitation acts of God, fire, storms, earthquake or flood.

"Warranty Period" means the time period during which Monster must have received Your Formal Warranty Claim. The different Warranty Periods related to Product Defects are defined in the Specifications Table below. The Warranty Period commences on the date when You purchased or received (whichever occurs later) the Product from an Authorized Dealer as evidenced by the Authorized Dealer's invoice, sales receipt or packing slip. If You do not have written proof of the date of purchase or receipt, then the Warranty Period commences three (3) months after the date when the Product left Monster's or its factory as evidenced by Monster's records. The Warranty Period ends after the time defined in the Specifications Table has expired or after You have transferred ownership of the Product, whichever occurs earlier. Also, You must call Monster and obtain a Return Authorization Number (as described under "How to Make a Claim") within two (2) months after You discover a Product Defect (or should have discovered it, if such Product Defect was obvious).

"You" means the first individual person that purchased the Product in its original packaging from an Authorized Dealer. This Limited Warranty does not apply to persons or entities that bought the Product (i) in used or unpackaged form, (ii) for resale, lease or other commercial use, or (iii) from someone other than an Authorized Dealer.

### SCOPE OF THIS LIMITED WARRANTY

PRODUCTS. If a Product contained a Product Defect when You bought it from an Authorized Dealer and Monster receives a Formal Warranty Claim from You within two (2) months after You discover such Product Defect (or should have discovered it, if such Product Defect was obvious) and before the end of the Warranty Period for Product Defects applicable to the affected Product, then Monster will provide You with one of the following remedies: Monster will (1) repair or, at Monster's sole discretion, replace the Product, or (2) refund to You the purchase price You paid to the Authorized Dealer for the affected Product if repair or replacement is not commercially practicable or cannot be timely made. NOTE: MONSTER DOES NOT ASSUME ANY LIABILITY FOR ANY INCIDENTAL, CONSEQUENTIAL OR INDIRECT DAMAGES UNDER THIS LIMITED WARRANTY.

### GENERAL PROVISIONS

CHOICE OF LAW/JURISDICTION. This Limited Warranty and any disputes arising out of or in connection with this Limited Warranty ("Disputes") shall be governed by the laws of the State of California, USA, excluding conflicts of law principles and excluding the Convention for the International Sale of Goods. The courts located in the State of California, USA shall have exclusive jurisdiction over any Disputes.

OTHER RIGHTS. THIS LIMITED WARRANTY GIVES YOU SPECIFIC LEGAL RIGHTS, AND YOU MAY ALSO HAVE OTHER RIGHTS, WHICH VARY FROM STATE TO STATE AND JURISDICTION TO JURISDICTION, AND WHICH SHALL NOT BE AFFECTED BY THIS LIMITED WARRANTY. THIS WARRANTY EXTENDS ONLY TO YOU AND CANNOT BE TRANSFERRED OR ASSIGNED. If any provision of this Limited Warranty is unlawful, void or unenforceable, that provision shall be deemed severable and shall not affect any remaining provisions. In case of any inconsistency between the English and other versions of this Limited Warranty, the English version shall prevail.

REGISTRATION. Please register Your Product at [www.monstercable.com](http://www.monstercable.com). Failure to register will not diminish Your warranty rights.

### SPECIFICATIONS TABLE

Product Model	Warranty Period for Product
MH BEATS PI OE	One (1) year

#### FORMAL WARRANTY CLAIM

In the event damage has occurred to Products, You must follow these instructions: (1) Call Monster within two (2) months after You discover a Product Defect (or should have discovered it, if such Product Defect was obvious); (2) Give a detailed explanation of how the damage occurred; (3) Obtain a Return Authorization Number; (4) Upon receipt of a claim form (which may be sent to You after You filed Your Formal Warranty Claim), fill out the claim form entirely; (5) Return the Products, shipping prepaid by You (to be refunded if You are entitled to a remedy under the Scope of this Limited Warranty), to Monster for verification of damage, along with a copy of Your original sales receipts and proof of purchase (UPC label or packing slip) for such Products, the completed claim form, and printed Return Authorization Number on the outside of the return package (the claim form will include instructions for return).

**TELEPHONE NUMBERS.** If you bought the product in the United States, Latin America, or Asia Pacific, contact Monster, LLC (455 Valley Drive, Brisbane, CA 94005) at 1 877 800-8989. If you bought the product anywhere else, contact Monster Technology International Ltd., Ballymaley Business Park, Ennis, Co. Clare, Ireland. You can write or use one of the following telephone numbers: Canada 866-348-4171, Ireland 353 65 68 69 354, Belgium 0800-79201, Czech Republic 800-142471, Denmark 8088-2128, Finland 800-112768, France 0800-918201, Germany 0800-1819388, Greece 800-353-12008, Italy 900-982-909, Netherlands 0800-0228919, Norway 800-10906, Russia 810-800-20051353, Spain 900-982-909, Sweden 020-792650, United Kingdom 0800-0569520

**FURTHER PROCEEDINGS.** Monster will determine whether a Product Defect existed. Monster may, at its discretion, direct You to obtain a repair estimate at a service center. If a repair estimate is required, You will be instructed on how to properly submit the estimate and the resulting invoice to Monster for payment. Any fees for repairs may be negotiated by Monster.

**TIMING.** If You bring a Formal Warranty Claim and fully comply with all terms and conditions of this Limited Warranty, Monster will use its best efforts to provide You with a remedy within thirty (30) days after receipt of Your Formal Warranty Claim (if You reside in the United States - forty-five (45) days if You reside elsewhere), unless obstacles outside Monster's control delay the process.

[beatsbydre.com](http://beatsbydre.com) | [monstercable.com](http://monstercable.com)

©2008 Monster LLC. The product is protected under US patent No. D552,077S. "Monster," "iSoniTalk," Clean Cloth, the product and packaging are trademarks or registered trademarks of Monster Cable Products, Inc. or its subsidiaries in the United States or other countries. "Dr. Dre", "Beats," and the B logo are trademarks of Dr. Dre and Jimmy Iovine. iPod and iTunes is a trademark of Apple Inc., registered in the U.S. and other countries. iPhone is a trademark of Apple Inc. Apple is not responsible for the operation of this device or its compliance with safety and regulatory standards. Under the Battery Act, rechargeable nickel-cadmium and some lead-acid rechargeable batteries must be labeled with the three-chasing-arrows symbol or a comparable symbol. Rechargeable nickel cadmium batteries must contain the phrase: "BATTERY MUST BE RECYCLED OR DISPOSED OF PROPERLY." Each regulated lead-acid battery must contain the words: "LEAD," "RETURN," and "RECYCLE." If the regulated battery is sealed, it must contain the phrase: "BATTERY MUST BE RECYCLED." Aegis Microbe Shield is a registered trademark of Aegis Environmental Management, Inc.