

INSTRUCTION MANUAL

A representative version of the user's manual follows:



# MOTOROLA XT928

EN

LIFE.  POWERED.

## AT A GLANCE

Introducing the multimedia monster smartphone with a camera that lets you throw away your digital camera. MOTOROLA XT928 has tons of advanced features for everything you want to do—video, web browsing, multimedia, and more.

Use this guide to get started, then see “WANT MORE?” to get all the help you need.

**Note:** Certain apps and features may not be available in all countries.

## START

Let's get you up and running.

**Tip:** In the unlikely event that your device becomes unresponsive, try a forced reboot—press and hold both Power (⏻) and the down volume key for three seconds.


**Caution:** Before assembling, charging, or using your phone for the first time, please read the important safety, regulatory and legal information provided with your product.



## SET UP & GO

Create or log in to a MOTOBLUR account to get the best from your smartphone. It's secure and should only take a few minutes. After you log in to MOTOBLUR, you can set up social networking and other accounts, or do it later.

**Note:** This smartphone supports apps and services that use a lot of data, so make sure your data plan meets your needs. Contact your service provider for details.

## HOME & APPS

The home screen is what you see when you turn on the smartphone or touch Home (🏠) from a menu. To see all of your apps, just touch .

Want more? No problem. To download more apps, touch  >  SHOP4APPS.



## WEBTOP

Browse, or use web apps, on a large screen in a full Firefox® browser. Create and share documents, spreadsheets, and presentations with online tools like QuickOffice.

To use webtop, connect your smartphone to an HD display or monitor using an optional dock accessory.

## WANT MORE?

More help, more accessories, more free stuff. We're here to help.

- **Help:** Smartphone—touch  >  **Help Center**. Webtop—touch **Settings** > **Help**.
- **Updates:** Smartphone updates, PC software, user's guides, online help, and more at [www.motorola.com/support](http://www.motorola.com/support).
- **Accessories:** Find more for your smartphone at [www.motorola.com/products](http://www.motorola.com/products).
- **Social:** The latest news, tips & tricks, videos, and so much more—join us on:

 **YouTube™** [www.youtube.com/motorola](http://www.youtube.com/motorola)

 **Facebook** [www.facebook.com/motorola](http://www.facebook.com/motorola)

 **Twitter** [www.twitter.com/motomobile](http://www.twitter.com/motomobile)



## Regulatory Information

### For Your Safety

Before assembling, charging or using your mobile device for the first time, please read the important product safety and legal information provided with your product.

### Specific Absorption Rate (FCC)

**SAR (IEEE) YOUR MOBILE DEVICE MEETS FCC LIMITS FOR EXPOSURE TO RADIO WAVES.**

Your mobile device is a radio transmitter and receiver. It is designed not to exceed the limits for exposure to radio waves (radio frequency electromagnetic fields) adopted by the Federal Communications Commission (FCC). These limits include a substantial safety margin designed to assure the safety of all persons, regardless of age and health.

The radio wave exposure guidelines use a unit of measurement known as the Specific Absorption Rate, or SAR. The SAR limit for mobile devices is 1.6 W/kg.

Tests for SAR are conducted using standard operating positions with the device transmitting at its highest certified power level in all tested frequency bands.

During use, the actual SAR values for your device are usually well below the values stated. This is because, for purposes of system efficiency and to minimize interference on the network, the operating power of your mobile device is automatically decreased when full power is not needed for the call. The lower the power output of the device, the lower its SAR value.

If you are interested in further reducing your RF exposure then you can easily do so by limiting your usage or simply using a hands-free kit to keep the device away from the head and body. Additional information can be found at [www.motorola.com/rfhealth](http://www.motorola.com/rfhealth).

### European Union Directives Conformance

### Statement

The following CE compliance information is applicable to Motorola mobile devices that carry one of the following CE marks:

CE0168

CE0168

[Only Indoor Use Allowed In France for Bluetooth and/or Wi-Fi]

Hereby, Motorola declares that this product is in compliance with:

- The essential requirements and other relevant provisions of Directive 1999/5/EC
- All other relevant EU Directives



Product Approval Number

The above gives an example of a typical Product Approval Number.

You can view your product's Declaration of Conformity (DoC) to Directive 1999/5/EC (to R&TTE Directive) at [www.motorola.com/rtte](http://www.motorola.com/rtte) (in English only). To find your DoC, enter the Product Approval Number from your product's label in the "Search" bar on the website.

### FCC Notice to Users

**The following statement applies to all products that bear the FCC logo on the product label.**

This equipment has been tested and found to comply with the limits for a Class B digital device, pursuant to part 15 of the FCC Rules. See 47 CFR Sec. 15.105(b). These limits are designed to provide reasonable protection against harmful interference in a residential installation. This equipment generates, uses and can radiate radio frequency energy and, if not installed and used in accordance with the instructions, may cause harmful interference to radio communications. However, there is no guarantee that interference will not occur in a particular installation. If this

equipment does cause harmful interference to radio or television reception, which can be determined by turning the equipment off and on, the user is encouraged to try to correct the interference by one or more of the following measures:

- Reorient or relocate the receiving antenna.
- Increase the separation between the equipment and the receiver.
- Connect the equipment to an outlet on a circuit different from that to which the receiver is connected.
- Consult the dealer or an experienced radio/TV technician for help.

This device complies with part 15 of the FCC Rules. Operation is subject to the following two conditions: (1) This device may not cause harmful interference, and (2) this device must accept any interference received, including interference that may cause undesired operation. See 47 CFR Sec. 15.19(a)(3).

Motorola has not approved any changes or modifications to this device by the user. Any changes or modifications could void the user's authority to operate the equipment. See 47 CFR Sec. 15.21.

For products that support Wi-Fi 802.11a (as defined in the product specifications available at [www.motorola.com](http://www.motorola.com)), the following information applies. This equipment has the capability to operate Wi-Fi in the 5 GHz Unlicensed National Information Infrastructure (U-NII) band. Because this band is shared with MSS (Mobile Satellite Service), the FCC has restricted such devices to indoor use only (see 47 CFR 15.407(e)). Since wireless hot spots operating in this band have the same restriction, outdoor services are not offered. Nevertheless, please do not operate this device in Wi-Fi mode when outdoors.

### Copyright & Trademarks

Certain features, services and applications are network dependent and may not be available in all areas; additional terms, conditions and/or charges may apply. Contact your service provider for details.

All features, functionality, and other product specifications, as well as the information contained in this guide, are based upon the latest available information and believed to be accurate at the time of printing. Motorola reserves the right to change or modify any information or specifications without notice or obligation.

**Note:** The images in this guide are examples only.

MOTOROLA and the Stylized M Logo are trademarks or registered trademarks of Motorola Trademark Holdings, LLC. Google, the Google logo, Google Maps, Google Talk, Google Latitude, Gmail, YouTube, Picasa, Google Books, Google Docs, Google Goggles, Google Finance, Google Places, Google Maps Navigation Beta, Google Calendar, Android and Android Market are trademarks of Google, Inc. All other product or service names are the property of their respective owners.

© 2011 Motorola Mobility, Inc. All rights reserved.

Product ID: MOTOROLA XT928

Manual Number: 68XXXX532-A

### Account Details

Make a note here, and keep this guide in a safe place.

MOTOBLUR account:

Password:

### Security Details

Make a note here, and keep this guide in a safe place.

Phone lock PIN:

Phone lock pattern:

