

INSTRUCTION MANUAL

A representative version of the user's manual follows:



YOUR TABLET  
START  
WANT MORE?  
TROUBLESHOOTING  
SAFETY, REGULATORY & LEGAL


DRAFT - MOTOROLA CONFIDENTIAL  
& PROPRIETARY INFORMATION

## YOUR TABLET

MOTOROLA (Fleming) has the latest tablet innovations, with access to Android Market™ to get even more.

**At a glance**—When you're up and running, be sure to explore what your tablet can do:

- **Customize:** “PERSONALIZE” your tablet, then “SURF” and bookmark your favorite websites.
- **Create:** Check and send your “EMAIL”, and even create and edit documents and calendar events for “WORK”.
- **Enjoy:** “LOAD UP” your tablet’s apps and games, or “PLAY & RECORD” video, music, and more.



## TIPS & TRICKS

- **Power/Sleep:** To turn your tablet on or off, press and hold Power/Sleep on the back. To make the screen sleep or wake up, press but don't hold.

**Note:** Certain apps and features may not be available in all countries.

**SAR** This product meets the applicable limit for exposure to radio waves (known as SAR) of 1.6 W/kg (FCC). The limits and guidelines include a substantial safety margin designed to assure the safety of all persons, regardless of age and health. The highest SAR values measured for this device are listed in the regulatory information packaged with your product.



More

Support



Back

Next



Your tablet



YOUR TABLET  
START  
WANT MORE?  
TROUBLESHOOTING  
SAFETY, REGULATORY & LEGAL

DRAFT - MOTOROLA CONFIDENTIAL  
& PROPRIETARY INFORMATION


## START

### SET UP

Let's get you up and running.

**Note:** This product uses a non-removable battery. The battery should only be replaced by a Motorola-approved service facility. Any attempt to remove or replace your battery may damage the product.

**Note:** This device supports apps and services that use a lot of data, so make sure your data plan meets your needs. Contact your service provider for details.



**1** Insert the charger into the MicroUSB port on the bottom of your tablet, then wait for the battery charging indicator to show a steady white light (fully charged).

**2** Press and hold Power/Sleep on the back of your tablet to turn it on.

**3** Choose a language and touch **Start**.

In the **WiFi setup** screen, touch the network you want to connect, then enter a password if you need to.

Choose location settings and touch **Next** (for the most accurate location features, check both services).

Follow the setup wizard to set your time zone, and confirm the time and date.

**Note:** To change your Wi-Fi settings or time zone later, touch **Apps** > **Settings** > **Wireless & networks**, or **Date & Time**.

**4** Follow the setup wizard to create or log into your Google Account and go to the home screen. Record your Google Account information for future reference.

Check the Motorola Mobile Services approval and touch **Next**.

**Note:** You can use your Google account to back up your contacts, bookmarks, user dictionary, Wi-Fi passwords, some app information, and other settings, in case you lose your tablet or reinstall an app. To set up sync later, touch **Apps** > **Settings** > **Accounts & sync**.

**Tip:** In the unlikely event that your tablet becomes unresponsive, try a forced reboot—press and hold both Power/Sleep and the up volume key for three seconds.



More

Support



Back

Next



Start



# MOTOROLA

LIFE.  POWERED.

YOUR TABLET  
START  
WANT MORE?  
TROUBLESHOOTING  
SAFETY, REGULATORY & LEGAL

DRAFT - MOTOROLA CONFIDENTIAL  
& PROPRIETARY INFORMATION

## WANT MORE?

### MORE INFORMATION

You can get more information, more help, more free stuff. We're here to help.

- **Answers:** Check out the help center on your tablet—touch  **Apps** >  **Help Center**. If your device does not have **Help Center**, you can download it from [www.motorola.com/IFlemingIhelp](http://www.motorola.com/IFlemingIhelp).
- **Support:** Tablet software updates, PC software, user guides, online help, and more at [www.motorola.com/myIFlemingI](http://www.motorola.com/myIFlemingI) or [www.motorola.com/myIFlemingIwifi](http://www.motorola.com/myIFlemingIwifi). You can call us with warranty and support questions at 1-800-734-5870 (United States), 1-888-390-6456 (TTY/TDD United States for hearing impaired), or 1-800-461-4575 (Canada).
- **Updates:** To keep your tablet current, software updates may be available. Touch  **Apps** >  **Settings** > **About tablet** > **System updates** to see if your tablet is up to date. If it isn't, touch **Update**.
- **Join us:** Get the latest news, apps, tips & tricks, videos and so much more—join us on:
  -  **YouTube™** [www.youtube.com/motorola](http://www.youtube.com/motorola)
  -  **Facebook™** [www.facebook.com/motorola](http://www.facebook.com/motorola)
  -  **Twitter** [www.twitter.com/motomobile](http://www.twitter.com/motomobile)

### ACCESSORIES


You can find accessories for your phone at [www.motorola.com/products](http://www.motorola.com/products).

 More

Support 

 Back

Next 

 Want More?



YOUR TABLET  
START  
WANT MORE?  
TROUBLESHOOTING  
SAFETY, REGULATORY & LEGAL

DRAFT - MOTOROLA CONFIDENTIAL  
& PROPRIETARY INFORMATION

## TROUBLESHOOTING

### FORCE A REBOOT

In the unlikely event that your tablet becomes unresponsive, try a forced reboot: Press and hold both Power/Sleep and the volume up key for three seconds.

### RESET YOUR TABLET

If you forget your unlock pattern or password, your tablet should prompt you to reset it after five tries. If it doesn't, you can do a factory data reset to restore your tablet to its factory settings:

**Warning:** This deletes all of your data on the tablet. This includes pictures, videos, documents, and other files that you have not backed up online or on a PC.

- 1 Turn on your tablet and, when the Motorola logo appears, press and hold the volume down key. Keep holding the volume down key until Android recovery text appears in top left corner.
- 2 Press the volume up key to put device in Android recovery mode.
- 3 When the Android recovery screen appears, press and hold Power/Sleep . While holding Power/Sleep , press and release the volume up key.
- 4 Your tablet should show a wipe data/factory reset option. Press Power/Sleep to select the reset option.
- 5 Use the volume keys to select **Yes**, then press Power/Sleep to confirm the reset.
- 6 After your tablet resets, press Power/Sleep to select **reboot system now**.

## SERVICE & REPAIRS

If you have questions or need assistance, go to <http://www.motorola.com/support>, where you can select from a number of customer care options. You can also contact the Motorola Customer Support Center at 1-800-734-5870 (United States), 1-888-390-6456 (TTY/TDD United States for hearing impaired), or 1-800-461-4575 (Canada).

DRAFT - MOTOROLA CONFIDENTIAL  
& PROPRIETARY INFORMATION



More

Support



Back

Next



Troubleshooting



YOUR TABLET  
START  
WANT MORE?  
TROUBLESHOOTING  
SAFETY, REGULATORY & LEGAL

DRAFT - MOTOROLA CONFIDENTIAL & PROPRIETARY INFORMATION

## Safety, Regulatory & Legal

### Battery Use & Safety

The following battery use and safety information applies to all Motorola mobile devices. If your mobile device uses a non-removable main battery (as stated in your product information), details related to handling and replacing your battery should be disregarded—the battery should only be replaced by a Motorola-approved service facility, and any attempt to remove or replace your battery may damage the product.

**Important: Handle and store batteries properly to avoid injury or damage.** Most battery issues arise from improper handling of batteries, and particularly from the continued use of damaged batteries.

#### DON'Ts

- **Don't disassemble, crush, puncture, shred, or otherwise attempt to change the form of your battery.**
- **Don't let the mobile device or battery come in contact with liquids.\*** Liquids can get into the mobile device's circuits, leading to corrosion.
- **Don't allow the battery to touch metal objects.** If metal objects, such as jewelry, stay in prolonged contact with the battery contact points, the battery could become very hot.
- **Don't place your mobile device or battery near a heat source.\*** High temperatures can cause the battery to swell, leak, or malfunction.
- **Don't dry a wet or damp battery with an appliance or heat source,** such as a hair dryer or microwave oven.

#### DOs

- **Do avoid leaving your mobile device in your car in high temperatures.\***
- **Do avoid dropping the mobile device or battery.\*** Dropping these items, especially on a hard surface, can potentially cause damage.\*
- **Do contact your service provider or Motorola if your mobile device or battery has been damaged by dropping, liquids or high temperatures.**

\* **Note:** Always make sure that the battery compartment and any connector covers are closed and secure to avoid direct exposure of the battery to any of these conditions, even if your product information states that your **mobile device** can resist damage from these conditions.

**Important: Motorola recommends you always use Motorola-branded batteries and chargers for quality assurance and safeguards.** Motorola's warranty does not cover damage to the mobile device caused by non-Motorola batteries and/or chargers. To help you identify authentic Motorola batteries from non-original or counterfeit batteries (that may not have adequate safety protection), Motorola provides holograms on its batteries. You should confirm that any battery you purchase has a "Motorola Original" hologram.

If you see a message on your display such as **Invalid Battery** or **Unable to Charge**, take the following steps:

- Remove the battery and inspect it to confirm that it has a "Motorola Original" hologram;
- If there is no hologram, the battery is not a Motorola battery;
- If there is a hologram, replace the battery and try charging it again;
- If the message remains, contact a Motorola authorized service center.

**Warning:** Use of a non-Motorola battery or charger may present a risk of fire, explosion, leakage, or other hazard.

**Proper and safe battery disposal and recycling:** Proper battery disposal is not only important for safety, it benefits the environment. You can recycle your used batteries in many retail or service provider locations. Additional information on proper disposal and recycling can be found at [www.motorola.com/recycling](http://www.motorola.com/recycling).

**Disposal:** Promptly dispose of used batteries in accordance with local regulations. Contact your local recycling center or national recycling organizations for more information on how to dispose of batteries.



**Warning:** Never dispose of batteries in a fire because they may explode.

### Battery Charging

**Notes for charging your product's battery:**

- During charging, keep your battery and charger near room temperature for efficient battery charging.
- New batteries are not fully charged.
- New batteries or batteries stored for a long time may take more time to charge.
- Motorola batteries and charging systems have circuitry that protects the battery from damage from overcharging.

### Third Party Accessories

Use of third party accessories, including but not limited to batteries, chargers, headsets, covers, cases, screen protectors and memory cards, may impact your mobile device's performance. In some circumstances, third party accessories can be dangerous and may void your mobile device's warranty. For a list of Motorola accessories, visit [www.motorola.com/products](http://www.motorola.com/products)

### Driving Precautions

Responsible and safe driving is your primary responsibility when behind the wheel of a vehicle. Using a mobile device or accessory while driving may cause distraction and may be prohibited or restricted in certain areas. Always obey the laws and regulations on the use of these products.

**While driving, NEVER:**

- Type or read messages.
- Enter or review written data.
- Surf the web.



More

Support



Back

Next





**YOUR TABLET  
START  
WANT MORE?  
TROUBLESHOOTING  
SAFETY, REGULATORY & LEGAL**

DRAFT - MOTOROLA CONFIDENTIAL & PROPRIETARY INFORMATION

- Input navigation information.
  - Perform any other functions that divert your attention from driving.
- While driving, ALWAYS:**
- Keep your eyes on the road.
  - Enter destination information into a navigation device **before** driving.
  - Use voice activated features (such as voice commands) and speaking features (such as audible directions), if available.
  - Obey all local laws and regulations for the use of mobile devices and accessories in the vehicle.
  - End any task if you cannot concentrate on driving.
- Remember to follow the "Smart Practices While Driving" in this guide.

## Seizures/Blackouts

Some people may be susceptible to epileptic seizures or blackouts when exposed to flashing lights, such as when playing videos or games. These may occur even if a person has never had a previous seizure or blackout.

If you have experienced seizures or blackouts, or if you have a family history of such occurrences, please consult with your physician before playing videos or games or enabling a flashing-lights feature (if available) on your mobile device.

Discontinue use and consult a physician if any of the following symptoms occur: convulsion, eye or muscle twitching, loss of awareness, involuntary movements, or disorientation. It is always a good idea to hold the screen away from your eyes, leave the lights on in the room, take a 15-minute break every hour, and stop use if you are tired.

## Caution About High Volume Usage

**Warning:** Exposure to loud noise from any source for extended periods of time may affect your hearing. The louder the volume sound level, the less time is required before your hearing could be affected. To protect your hearing:

- Limit the amount of time you use headsets or headphones at high volume.
  - Avoid turning up the volume to block out noisy surroundings.
  - Turn the volume down if you can't hear people speaking near you.
- If you experience hearing discomfort, including the sensation of pressure or fullness in your ears, ringing in your ears, or muffled speech, you should stop listening to the device through your headset or headphones and have your hearing checked.

For more information about hearing, see our website at [direct.motorola.com/hellomoto/nss/AcousticSafety.asp](http://direct.motorola.com/hellomoto/nss/AcousticSafety.asp) (in English only).

## Repetitive Motion

When you repetitively perform actions such as pressing keys or entering finger-written characters, you may experience occasional discomfort in your hands, arms, shoulders, neck, or other parts of your body. If you continue to have discomfort during or after such use, stop use and see a physician.

## Children

**Keep your mobile device and its accessories away from small children.** These products are not toys and may be hazardous to small children. For example:

- A choking hazard may exist for small, detachable parts.
- Improper use could result in loud sounds, possibly causing hearing injury.
- Improperly handled batteries could overheat and cause a burn.

Similar to a computer, if a child does use your mobile device, you may want to monitor their access to help prevent exposure to inappropriate apps or content.

## Glass Parts

Some parts of your mobile device may be made of glass. This glass could break if the product receives a substantial impact. If glass breaks, do not touch or attempt to remove. Stop using your mobile device until the glass is replaced by a qualified service center.

## Operational Warnings

Obey all posted signs when using mobile devices in public areas.

### Potentially Explosive Atmospheres

Areas with potentially explosive atmospheres are often, but not always, posted and can include fueling areas, such as below decks on boats, fuel or chemical transfer or storage facilities, or areas where the air contains chemicals or particles, such as grain dust, or metal powders.

When you are in such an area, turn off your mobile device, and do not remove, install, or charge batteries unless it is a radio product type especially qualified for use in such areas as "Intrinsically Safe" (for example, Factory Mutual, CSA, or UL approved). In such areas, sparks can occur and cause an explosion or fire.

## Symbol Key

Your battery, charger, or mobile device may contain symbols, defined as follows:

Symbol	Definition
	Important safety information follows.
	Do not dispose of your battery or mobile device in a fire.
	Your battery or mobile device may require recycling in accordance with local laws. Contact your local regulatory authorities for more information.



More

Support



Back

Next



Safety, Regulatory & Legal



**YOUR TABLET  
START  
WANT MORE?  
TROUBLESHOOTING  
SAFETY, REGULATORY & LEGAL**

DRAFT - MOTOROLA CONFIDENTIAL & PROPRIETARY INFORMATION

Symbol	Definition
	Do not dispose of your battery or mobile device with your household waste. See "Recycling" for more information.
	Do not use tools.
	For indoor use only.

## Radio Frequency (RF) Energy

### Exposure to RF Energy

Your mobile device contains a transmitter and receiver. When it is ON, it receives and transmits RF energy. When you communicate with your mobile device, the system handling your network access controls the power level at which your mobile device transmits. Your mobile device is designed to comply with local regulatory requirements in your country concerning exposure of human beings to RF energy.

### RF Energy Interference/Compatibility

Nearly every electronic device is subject to RF energy interference from external sources if inadequately shielded, designed, or otherwise configured for RF energy compatibility. In some circumstances, your mobile device may cause interference with other devices.

### Follow Instructions to Avoid Interference Problems

Turn off your mobile device in any location where posted notices instruct you to do so. In an aircraft, turn off your mobile device whenever instructed to do so by airline staff. If your mobile device offers an airplane mode or similar feature, consult airline staff about using it in flight.

### Implantable Medical Devices

If you have an implantable medical device, such as a pacemaker or defibrillator, consult your physician before using this mobile device.

Persons with implantable medical devices should observe the following precautions:

- ALWAYS keep the mobile device more than 20 centimeters (8 inches) from the implantable medical device when the mobile device is turned ON.
- Turn OFF the mobile device immediately if you have any reason to suspect that interference is taking place.

Read and follow the directions from the manufacturer of your implantable medical device. If you have any questions about using your mobile device with your implantable medical device, consult your healthcare provider.

## Specific Absorption Rate (FCC)

### YOUR MOBILE DEVICE MEETS FCC LIMITS FOR EXPOSURE TO RADIO WAVES.

Your mobile device is a radio transmitter and receiver. It is designed not to exceed the limits for exposure to radio waves (radio frequency electromagnetic fields) adopted by the Federal Communications Commission (FCC). These limits include a substantial safety margin designed to assure the safety of all persons, regardless of age and health. The radio wave exposure guidelines use a unit of measurement known as the Specific Absorption Rate, or SAR. The SAR limit for mobile devices is 1.6 W/kg. Tests for SAR are conducted using standard operating positions with the device transmitting at its highest certified power level in all tested frequency bands. The highest SAR value under the FCC guidelines for your device model is listed below:

Body SAR	UMTS 900/1900, Wi-Fi, Bluetooth	0.0 W/kg
	Wi-Fi, Bluetooth	

During use, the actual SAR values for your device are usually well below the values stated. This is because, for purposes of system efficiency and to minimize interference on the network, the operating power of your mobile device is automatically decreased when full power is not needed for the wireless connection. The lower the power output of the device, the lower its SAR value.

If you are interested in further reducing your RF exposure then you can easily do so by limiting your usage or simply using a hands-free kit to keep the device away from the head and body.

Additional information can be found at [www.motorola.com/rfhealth](http://www.motorola.com/rfhealth).

## European Union Directives Conformance Statement

The following CE compliance information is applicable to Motorola mobile devices that carry one of the following CE marks:

CE0168

CE0168!

[Only Indoor Use Allowed In France for Bluetooth and/or Wi-Fi]

Hereby, Motorola declares that this product is in compliance with:

- The essential requirements and other relevant provisions of Directive 1999/5/EC
- All other relevant EU Directives



More

Support



Back

Next







**YOUR TABLET  
START  
WANT MORE?  
TROUBLESHOOTING  
SAFETY, REGULATORY & LEGAL**

DRAFT - MOTOROLA CONFIDENTIAL & PROPRIETARY INFORMATION



Product  
Approval  
Number

The above gives an example of a typical Product Approval Number. You can view your product's Declaration of Conformity (DoC) to Directive 1999/5/EC (to R&TTE Directive) at [www.motorola.com/rtte](http://www.motorola.com/rtte) (in English only). To find your DoC, enter the Product Approval Number from your product's label in the "Search" bar on the website.

## FCC Notice to Users

**The following statement applies to all products that bear the FCC logo on the product label.**

This equipment has been tested and found to comply with the limits for a Class B digital device, pursuant to part 15 of the FCC Rules. See 47 CFR Sec. 15.105(b). These limits are designed to provide reasonable protection against harmful interference in a residential installation. This equipment generates, uses and can radiate radio frequency energy and, if not installed and used in accordance with the instructions, may cause harmful interference to radio communications. However, there is no guarantee that interference will not occur in a particular installation. If this equipment does cause harmful interference to radio or television reception, which can be determined by turning the equipment off and on, the user is encouraged to try to correct the interference by one or more of the following measures:

- Reorient or relocate the receiving antenna.
- Increase the separation between the equipment and the receiver.
- Connect the equipment to an outlet on a circuit different from that to which the receiver is connected.
- Consult the dealer or an experienced radio/TV technician for help.

This device complies with part 15 of the FCC Rules. Operation is subject to the following two conditions: (1) This device may not cause harmful interference, and (2) this device must accept any interference received, including interference that may cause undesired operation. See 47 CFR Sec. 15.19(a)(3).

Motorola has not approved any changes or modifications to this device by the user. Any changes or modifications could void the user's authority to operate the equipment. See 47 CFR Sec. 15.21.

For products that support Wi-Fi 802.11a (as defined in the product specifications available at [www.motorola.com](http://www.motorola.com)), the following information applies. This equipment has the capability to operate Wi-Fi in the 5 GHz Unlicensed National Information Infrastructure (U-NII) band. Because this band is shared with MSS (Mobile Satellite Service), the FCC has restricted such devices to indoor use only (see 47 CFR 15.407(e)). Since wireless hot spots

operating in this band have the same restriction, outdoor services are not offered. Nevertheless, please do not operate this device in Wi-Fi mode when outdoors.

## Industry Canada Notice to Users

Operation is subject to the following two conditions: (1) This device may not cause interference and (2) This device must accept any interference, including interference that may cause undesired operation of the device. See RSS-GEN 7.1.5. This Class B digital apparatus complies with Canadian ICES-003.

## Location Services (GPS & AGPS)

The following information is applicable to Motorola mobile devices that provide location based (GPS and/or AGPS) functionality.

Your mobile device may use *Global Positioning System* (GPS) signals for location-based applications. GPS uses satellites controlled by the U.S. government that are subject to changes implemented in accordance with the Department of Defense policy and the Federal Radio Navigation Plan. These changes may affect the performance of location technology on your mobile device.

Your mobile device may also use *Assisted Global Positioning System* (AGPS), which obtains information from the cellular network to improve GPS performance. AGPS uses your wireless service provider's network and therefore airtime, data charges, and/or additional charges may apply in accordance with your service plan. Contact your wireless service provider for details.

## Your Location

Location-based information includes information that can be used to determine the approximate location of a mobile device. Mobile devices which are connected to a wireless network transmit location-based information. Devices enabled with GPS or AGPS technology also transmit location-based information. Additionally, if you use applications that require location-based information (e.g. driving directions), such applications transmit location-based information. This location-based information may be shared with third parties, including your wireless service provider, applications providers, Motorola, and other third parties providing services.

## Navigation

The following information is applicable to Motorola mobile devices that provide navigation features.

When using navigation features, note that mapping information, directions and other navigational data may contain inaccurate or incomplete data. In some countries, complete information may not be available. Therefore, you should visually confirm that the navigational instructions are consistent with what you see. All drivers should pay attention to road conditions, closures, traffic, and all other factors that may impact driving. Always obey posted road signs.



More

Support



Back

Next



Safety, Regulatory & Legal



YOUR TABLET  
START  
WANT MORE?  
TROUBLESHOOTING  
SAFETY, REGULATORY & LEGAL

DRAFT - MOTOROLA CONFIDENTIAL  
& PROPRIETARY INFORMATION

## Smart Practices While Driving

Check the laws and regulations on the use of mobile devices and their accessories in the areas where you drive. Always obey them. The use of these devices may be prohibited or restricted in certain areas—for example, handsfree use only may be required. Go to [www.motorola.com/callsmart](http://www.motorola.com/callsmart) (in English only) for more information.

**Note:** Voice call features may not be available on all products.

Your mobile device lets you communicate by voice and data—almost anywhere, anytime, wherever wireless connection is available and safe conditions allow. When driving a car, driving is your first responsibility. If you choose to use your mobile device while driving, remember the following tips:

- **Get to know your Motorola mobile device and its features such as voice commands and “read out loud” features.** If available, these features help you to use your device without taking your attention off the road.
- **When available, use a handsfree device.** If possible, add an additional layer of convenience to your mobile device with one of the many Motorola Original handsfree accessories available today.
- **Position your mobile device within easy reach.** Be able to access your mobile device without removing your eyes from the road. If you receive a call at an inconvenient time, if possible, let your voicemail answer it for you.
- **Let the person you are speaking with know you are driving; if necessary, suspend the call in heavy traffic or hazardous weather conditions.** Rain, sleet, snow, ice, and even heavy traffic can be hazardous.
- **Do not take notes or look up information while driving.** Jotting down a “to do” list or going through your address book takes attention away from your primary responsibility—driving safely.
- **Assess the traffic; if possible, place calls when your car is not moving or before pulling into traffic.** If you must make a call while moving, use features such as voice commands, check the road and your mirrors, then continue.
- **Do not engage in stressful or emotional conversations that may be distracting.** Make people you are talking with aware you are driving and suspend conversations that can divert your attention away from the road.

## Privacy & Data Security

Motorola understands that privacy and data security are important to everyone. Because some features of your mobile device may affect your privacy or data security, please follow these recommendations to enhance protection of your information:

- **Monitor access**—Keep your mobile device with you and do not leave it where others may have unmonitored access. Use your device’s security and lock features, where available.
- **Keep software up to date**—If Motorola or a software/application vendor releases a patch or software fix for your mobile device that updates the device’s security, install it as soon as possible.

- **Secure Personal Information**—Your mobile device can store personal information in various locations including your SIM card, memory card, and internal memory. Be sure to remove or clear all personal information before you recycle, return, or give away your device. You can also backup your personal data to transfer to a new device.

**Note:** For information on how to backup or wipe data from your mobile device, go to [www.motorola.com/support](http://www.motorola.com/support)

- **Online accounts**—Some mobile devices provide a Motorola online account (such as MOTOBLUR). Go to your account for information on how to manage the account, and how to use security features such as remote wipe and device location (where available).
- **Applications and updates**—Choose your apps and updates carefully, and install from trusted sources only. Some apps can impact your product’s performance and/or have access to private information including account details, usage data, location details and network resources.
- **Wireless**—For mobile devices with Wi-Fi features, only connect to trusted Wi-Fi networks. Also, when using your device as a hotspot (where available) use network security. These precautions will help prevent unauthorized access to your device.
- **Location-based information**—Location-based information includes information that can be used to determine the approximate location of a mobile device. Products which are connected to a wireless network transmit location-based information. Devices enabled with GPS or AGPS technology also transmit location-based information. Additionally, if you use applications that require location-based information (e.g. driving directions), such applications transmit location-based information. This location-based information may be shared with third parties, including your wireless service provider, applications providers, Motorola, and other third parties providing services.
- **Other information your device may transmit**—Your device may also transmit testing and other diagnostic (including location-based) information, and other non-personal information to Motorola or other third-party servers. This information is used to help improve products and services offered by Motorola.

If you have further questions regarding how the use of your mobile device may impact your privacy or data security, please contact Motorola at [privacy@motorola.com](mailto:privacy@motorola.com), or contact your service provider.

## Use & Care

To care for your Motorola mobile device, please observe the following:



### liquids

Don't expose your mobile device to water, rain, extreme humidity, sweat, or other liquids. If it does get wet, don't try to accelerate drying with the use of an oven or dryer, as this may damage the mobile device.



More

Support



Back

Next



Safety, Regulatory & Legal



**YOUR TABLET  
START  
WANT MORE?  
TROUBLESHOOTING  
SAFETY, REGULATORY & LEGAL**

DRAFT - MOTOROLA CONFIDENTIAL  
& PROPRIETARY INFORMATION



### extreme heat or cold

Don't use, recharge or store your mobile device in temperatures below 0°C (32°F) or above 35°C (95°F).



### microwaves

Don't try to dry your mobile device in a microwave oven.



### dust and dirt

Don't expose your mobile device to dust, dirt, sand, food, or other inappropriate materials.



### cleaning solutions

To clean your mobile device, use only a dry soft cloth. Don't use alcohol or other cleaning solutions.



### shock and vibration

Don't drop your mobile device.



### protection

To help protect your mobile device, always make sure that any battery, connector and compartment covers are closed and secure.

## Recycling

### Mobile Devices & Accessories

Please do not dispose of mobile devices or electrical accessories (such as chargers, headsets, or batteries) with your household waste, or in a fire. These items should be disposed of in accordance with the national collection and recycling schemes operated by your local or regional authority. Alternatively, you may return unwanted mobile devices and electrical accessories to any Motorola Approved Service Center in your region. Details of Motorola approved national recycling schemes, and further information on Motorola recycling activities can be found at: [www.motorola.com/recycling](http://www.motorola.com/recycling)



### Packaging & Product Guides

Product packaging and product guides should only be disposed of in accordance with national collection and recycling requirements. Please contact your regional authorities for more details.

## California Perchlorate Label

Some mobile devices use an internal, permanent backup battery on the printed circuit board that may contain very small amounts of perchlorate. In such cases, California law requires the following label:  
Perchlorate Material – special handling may apply when the battery is recycled or disposed of. See [www.dtsc.ca.gov/hazardouswaste/perchlorate](http://www.dtsc.ca.gov/hazardouswaste/perchlorate) (in English only). There is no special handling required by consumers.

## Hearing Aid Compatibility with Mobile Devices

Some Motorola products are measured for compatibility with hearing aids. If the box for your particular model has "Rated for Hearing Aids" printed on it, the following explanation applies.

When some mobile devices are used near some hearing devices (hearing aids and cochlear implants), users may detect a buzzing, humming, or whining noise. Some hearing devices are more immune than others to this interference noise, and mobile devices also vary in the amount of interference they generate.

The mobile devices industry has developed ratings for some of their products, to assist hearing device users in finding products that may be compatible with their hearing devices. Not all mobile devices have been rated. Products that are rated have the rating on their box or a label on the box. To maintain the published Hearing Aid Compatibility (HAC) rating for this mobile device, use only the original equipment battery model.

This mobile device has been tested and rated for use with hearing aids for some of the wireless technologies that it uses. However, there may be some newer wireless technologies used in this device that have not been tested yet for use with hearing aids. It is important to try the different features of this product thoroughly and in different locations, using your hearing aid or cochlear implant, to determine if you hear any interfering noise. Contact your service provider or Motorola for information on hearing aid compatibility. If you have questions about return or exchange policies, contact your service provider or retailer.

The ratings are not guarantees. Results will vary depending on the user's hearing device and hearing loss. If your hearing device happens to be vulnerable to interference, you may not be able to use a rated mobile device successfully. Trying out the product with your hearing device is the best way to evaluate it for your personal needs.

**M-Ratings:** Products rated M3 or M4 meet FCC requirements and are likely to generate less interference to hearing devices than products that are not labeled. M4 is the better/higher of the two ratings.

**T-Ratings:** Products rated T3 or T4 meet FCC requirements and are likely to be more usable with a hearing device's telecoil ("T Switch" or "Telephone Switch") than unrated products. T4 is the better/higher of the two ratings. (Note that not all hearing devices have telecoils in them.)



More

Support



Back

Next





**YOUR TABLET  
START  
WANT MORE?  
TROUBLESHOOTING  
SAFETY, REGULATORY & LEGAL**

DRAFT - MOTOROLA CONFIDENTIAL  
& PROPRIETARY INFORMATION

Hearing devices may also be measured for immunity to this type of interference. Your hearing device manufacturer or hearing health professional may help you find results for your hearing device. The more immune your hearing aid is, the less likely you are to experience interference noise from mobile devices.

## Software Copyright Notice

Motorola products may include copyrighted Motorola and third-party software stored in semiconductor memories or other media. Laws in the United States and other countries preserve for Motorola and third-party software providers certain exclusive rights for copyrighted software, such as the exclusive rights to distribute or reproduce the copyrighted software. Accordingly, any copyrighted software contained in Motorola products may not be modified, reverse-engineered, distributed, or reproduced in any manner to the extent allowed by law. Furthermore, the purchase of Motorola products shall not be deemed to grant either directly or by implication, estoppel, or otherwise, any license under the copyrights, patents, or patent applications of Motorola or any third-party software provider, except for the normal, non-exclusive, royalty-free license to use that arises by operation of law in the sale of a product.

## Content Copyright

The unauthorized copying of copyrighted materials is contrary to the provisions of the Copyright Laws of the United States and other countries. This device is intended solely for copying non-copyrighted materials, materials in which you own the copyright, or materials which you are authorized or legally permitted to copy. If you are uncertain about your right to copy any material, please contact your legal advisor.

## Open Source Software Information

For instructions on how to obtain a copy of any source code being made publicly available by Motorola related to software used in this Motorola mobile device, you may send your request in writing to the address below. Please make sure that the request includes the model number and the software version number.

MOTOROLA MOBILITY, INC.  
OSS Management  
600 North US Hwy 45  
Libertyville, IL 60048  
USA

The Motorola website [opensource.motorola.com](http://opensource.motorola.com) (in English only) also contains information regarding Motorola's use of open source. Motorola has created the [opensource.motorola.com](http://opensource.motorola.com) website to serve as a portal for interaction with the software community-at-large.

To view additional information regarding licenses, acknowledgments and required copyright notices for open source packages used in this Motorola mobile device, please touch **Apps > Settings > About tablet > Legal information > Open source licenses**. In addition, this Motorola device may include

self-contained applications that present supplemental notices for open source packages used in those applications.

## Export Law Assurances

This product is controlled under the export regulations of the United States of America and Canada. The Governments of the United States of America and Canada may restrict the exportation or re-exportation of this product to certain destinations. For further information contact the U.S. Department of Commerce or the Canadian Department of Foreign Affairs and International Trade.

## Product Registration

Online Product Registration;  
[www.motorola.com/us/productregistration](http://www.motorola.com/us/productregistration) (in English only)

Product registration is an important step toward enjoying your new Motorola product. Registering permits us to contact you for product or software updates and allows you to subscribe to updates on new products or special promotions. Registration is not required for warranty coverage.

Please retain your original dated sales receipt for your records. For warranty service of your Motorola Personal Communications Product you will need to provide a copy of your dated sales receipt to confirm warranty status.

Thank you for choosing a Motorola product.

## Service & Repairs

If you have questions or need assistance, we're here to help.

Go to [www.motorola.com/repair](http://www.motorola.com/repair) (United States) or [www.motorola.com/support](http://www.motorola.com/support) (Canada), where you can select from a number of customer care options. You can also contact the Motorola Customer Support Center at: 1-800-734-5870 (United States), 1-888-390-6456 (TTY/TDD United States for hearing impaired), or 1-800-461-4575 (Canada).

## How to Obtain Service or Other Information

1. Please access and review the online Customer Support section of Motorola's consumer website prior to requesting warranty service.
2. If the Product is still not functioning properly after making use of this resource, please contact the Warrantor listed at the Motorola website or the contact information for the corresponding location.
3. A representative of Motorola, or of a Motorola Authorized Repair Center, will help determine whether your Product requires service. You may be required to download, or otherwise obtain and accept software updates from Motorola or a Motorola Authorized Repair Center. You are responsible for any applicable carrier service fees incurred while obtaining the required downloads. Complying with the warranty process, repair instructions and accepting such software updates is required in order to receive additional warranty support.
4. If the software update does not fix the problem, you will receive instructions on how to



More

Support



Back

Next



Safety, Regulatory & Legal



**YOUR TABLET  
START  
WANT MORE?  
TROUBLESHOOTING  
SAFETY, REGULATORY & LEGAL**

DRAFT - MOTOROLA CONFIDENTIAL  
& PROPRIETARY INFORMATION

- ship the Product to a Motorola Authorized Repair Center or other entity.
- To obtain warranty service, as permitted by applicable law, you are required to include: (a) a copy of your receipt, bill of sale or other comparable proof of purchase; (b) a written description of the problem; (c) the name of your service provider, if applicable; (d) your address and telephone number. In the event the Product is not covered by the Motorola Limited Warranty, Motorola will inform the consumer of the availability, price and other conditions applicable to the repair of the Product.

**ALL INFORMATION, DATA, SOFTWARE OR OTHER APPLICATIONS, INCLUDING BUT NOT LIMITED TO PERSONAL CONTACTS, ADDRESS BOOKS, PICTURES, MUSIC AND GAMES WILL BE ERASED DURING THE REPAIR PROCESS, AND CAN NOT BE REINSTALLED BY MOTOROLA.**

To avoid losing such information, data, software or other applications please create a back up before you deliver your Product for warranty service, and disable any security passwords. You will be responsible for reinstalling all such information, data, software, other applications and passwords. Your Product or a replacement Product will be returned to you as your Product was configured when originally purchased, subject to applicable software updates. Motorola may install operating system software updates as part of warranty service that may prevent the Product from reverting to an earlier version of the operating system software. Third party applications installed on the Product may not be compatible or work with the Product as a result of the operating system software update. Motorola and its Authorized Service Centers are not responsible for the loss of, or inability to use, such information, data, software or other applications.

To obtain service or other information, please access and review the online Customer Support section of Motorola's consumer website at [www.motorola.com](http://www.motorola.com).

## Limited Global Warranty Motorola Tablet Computer

**Note: This Limited Warranty is not applicable in Quebec, Canada. FOR CONSUMERS WHO ARE COVERED BY CONSUMER PROTECTION LAWS OR REGULATIONS IN THEIR COUNTRY OF PURCHASE OR, IF DIFFERENT, THEIR COUNTRY OF RESIDENCE, THE BENEFITS CONFERRED BY THIS LIMITED WARRANTY ARE IN ADDITION TO ALL RIGHTS AND REMEDIES CONVEYED BY SUCH CONSUMER PROTECTION LAWS AND REGULATIONS.**

### Who is Covered?

This Limited Warranty extends only to the first consumer purchaser of the Product, and is not transferable.

### What Does this Limited Warranty Cover?

Motorola's warranty obligations are limited to the terms and conditions set forth herein and are only available in the country where the Product was purchased. Subject to the exclusions contained below, Motorola warrants this Tablet Computer ("Product") against defects in materials and workmanship, under normal consumer use, for a period of ONE (1)

YEAR from the date of retail purchase by the original end-user purchaser ("Warranty Period").

Products repaired or replaced under this Limited Warranty are covered for the balance of the original warranty period, or 90 days from the date of service, whichever is longer. Any upgrade to the original product will be covered only for the duration of the Warranty Period.

This Limited Warranty applies only to new Products which are a) manufactured by or for Motorola as identified by the "Motorola" trademark, trade name, or logo legally affixed to them; b) purchased by consumers from an authorized reseller or distributor of Motorola Products; and c) accompanied by this written Limited Warranty.

### What Will Motorola Do?

If a covered defect or damage arises and a valid warranty claim is received within the applicable Warranty Period, Motorola, at its sole option, unless otherwise required by applicable law, will either (1) repair, at no charge, the defect or damage using new, used or reconditioned/refurbished functionally equivalent replacement parts; or (2) exchange the Product with a replacement Product that is new or which has been reconditioned/refurbished or otherwise remanufactured from new or used parts and is functionally equivalent to the original Product; or (3) refund the purchase price of any Products covered by the terms and conditions of this Limited Warranty.

Products, parts and supporting documentation provided to Motorola as part of the warranty process, shall become the property of Motorola, and may not be returned. When a replacement or refund is given, the Product for which the replacement or refund is provided must be returned to Motorola and shall become the property of Motorola.

### Exclusions (Products and Accessories)

#### This warranty does not apply to:

- Consumable parts**, such as batteries, unless its fully charged capacity falls below 50% of their rated capacity within the first year from the date of purchase; or protective coatings designed to diminish over time unless failure has occurred due to a defect in materials or workmanship.
- Cosmetic damage**, including but not limited to scratches, dents, cracks or other cosmetic damage.
- Damage caused by use with non-Motorola products**. Defects or damage that result from the use of non-Motorola branded or certified Products, accessories or other peripheral equipment, including without limitation housings, parts, or software, are excluded from coverage.
- Damage caused by accident, abuse, misuse, liquid contact, fire, earthquake or other external causes**, including but not limited to: (i) improper usage or operation (e.g. operating the Product outside their permitted or intended uses as defined by Motorola, including but not limited to as set forth by Motorola in the Products' User Manual, Quick Start Guide, Online Tutorials, and other documentation), improper storage (e.g. subjecting the Product to extreme temperatures), abuse or neglect (e.g. broken/bent/missing clips/fasteners/connectors); impact damage (e.g. dropping the Product) (ii) contact with



More

Support



Back

Next



Safety, Regulatory & Legal



**YOUR TABLET  
START  
WANT MORE?  
TROUBLESHOOTING  
SAFETY, REGULATORY & LEGAL**

DRAFT - MOTOROLA CONFIDENTIAL  
& PROPRIETARY INFORMATION

liquids, water, rain, extreme humidity, heavy perspiration or other moisture; sand, food, dirt or similar substances; (iii) use of the Products for commercial rental purposes; or (iv) external causes or acts which are not the fault of Motorola, including but not limited to flood, fire, earthquake, tornado or other acts of God, are excluded from coverage.

(e) **Damage caused by unauthorized Service or Modification.** Defects or damage resulting from service, testing, adjustment, installation, maintenance, alteration, or modification in any way, including but not limited to tampering with or altering the software, by someone other than Motorola, or its authorized service centers, are excluded from coverage.

(f) **A product or part that has been modified in any manner without the written permission of Motorola.** Products that have been altered in any manner so as to prevent Motorola from determining whether such Products are covered under the terms of this Limited Warranty are excluded from coverage. The foregoing shall include but not be limited to (i) serial numbers, date tags or other manufacturer coding that has been removed, altered or obliterated; (ii) mismatched or duplicated serial numbers; or (iii) broken seals or other evidence of tampering. Do not open the Product or attempt to repair the Product yourself; such conduct may cause damage that is not covered by this warranty.

(g) **Normal wear and tear or otherwise due to the normal aging of the Product.**

(h) **Defects, damages, or the failure of the Product due to any communication service or network you subscribe to or use with the Products.**

(i) **All software, including operating system software, third-party software, applications, and all other software of any kind.** Software distributed by Motorola is provided "AS-IS" and "AS AVAILABLE," "WITH ALL FAULTS" and without a warranty of any kind. The Limited Warranty does not apply to any non-Motorola product or any software, even if packaged or sold with the Motorola Product hardware, unless otherwise required by applicable local law.

(j) **Products that have been refurbished, reconditioned, or remanufactured.** The foregoing does not apply to Products repaired or replaced pursuant to the terms of this Limited Warranty.

## What Other Limitations are There?

TO THE EXTENT PERMITTED BY APPLICABLE LAW:

- THIS LIMITED WARRANTY AND THE REMEDIES SET FORTH HEREIN ARE EXCLUSIVE AND IN LIEU OF ALL OTHER WARRANTIES AND REMEDIES, WHETHER ORAL OR WRITTEN, STATUTORY, EXPRESS OR IMPLIED. NO ORAL OR WRITTEN REPRESENTATIONS MADE BY MOTOROLA OR ANY SELLER, RESELLER OR DISTRIBUTOR OF THE PRODUCTS, INCLUDING EMPLOYEES AND AGENTS THEREOF, SHALL CREATE ANY ADDITIONAL WARRANTY OBLIGATIONS, INCREASE THE SCOPE, OR OTHERWISE MODIFY IN ANY MANNER THE TERMS OF THIS LIMITED WARRANTY.
- MOTOROLA SPECIFICALLY DISCLAIMS ANY AND ALL STATUTORY OR IMPLIED WARRANTIES, INCLUDING, WITHOUT LIMITATION, WARRANTIES OF MERCHANTABILITY, FITNESS FOR A PARTICULAR PURPOSE, NON-INFRINGEMENT AND ALL WARRANTIES AGAINST HIDDEN OR LATENT DEFECTS. WHERE SUCH STATUTORY OR IMPLIED WARRANTIES CANNOT LAWFULLY BE DISCLAIMED, THEN TO THE

EXTENT PERMITTED BY LAW, ALL SUCH WARRANTIES SHALL BE LIMITED IN DURATION TO THE DURATION OF THE EXPRESS LIMITED WARRANTY CONTAINED HEREIN AND THE REMEDIES OF REPAIR, REPLACEMENT, OR REFUND AS DETERMINED BY MOTOROLA IN ITS SOLE DISCRETION SHALL BE THE EXCLUSIVE REMEDY OF THE CONSUMER.

- MOTOROLA DOES NOT WARRANT THAT THE OPERATION OF ANY PRODUCTS OR SOFTWARE COVERED UNDER THIS LIMITED WARRANTY WILL MEET YOUR REQUIREMENTS, WORK IN COMBINATION WITH ANY HARDWARE OR SOFTWARE APPLICATIONS OR THIRD PARTY SERVICES, BE UNINTERRUPTED, ERROR-FREE, OR WITHOUT RISK TO, OR LOSS OF, ANY INFORMATION, DATA, SOFTWARE OR APPLICATIONS CONTAINED THEREIN, OR THAT DEFECTS IN THE PRODUCTS OR SOFTWARE WILL BE CORRECTED.
- IN NO EVENT SHALL MOTOROLA BE LIABLE, WHETHER IN CONTRACT, TORT OR UNDER OTHER LEGAL THEORY (INCLUDING NEGLIGENCE), FOR DAMAGES IN EXCESS OF THE PURCHASE PRICE OF THE PRODUCTS, OR FOR ANY INDIRECT, INCIDENTAL, SPECIAL OR CONSEQUENTIAL DAMAGES OF ANY KIND, OR LOSS OF REVENUE OR PROFITS; LOSS OF BUSINESS; BUSINESS INTERRUPTION; LOSS OF OPPORTUNITY; LOSS OF GOODWILL; LOSS OF REPUTATION; LOSS OF, DAMAGE TO, OR CORRUPTION OF INFORMATION, DATA, SOFTWARE OR APPLICATIONS (INCLUDING ANY COSTS ASSOCIATED WITH RECOVERING, PROGRAMMING, OR REPRODUCING ANY INFORMATION, DATA, SOFTWARE OR APPLICATIONS STORED ON OR USED WITH MOTOROLA PRODUCTS, OR ANY FAILURE TO MAINTAIN THE CONFIDENTIALITY OF ANY INFORMATION OR DATA STORED ON THE PRODUCTS); OR OTHER FINANCIAL LOSS ARISING OUT OF OR IN CONNECTION WITH THE ABILITY OR INABILITY TO USE THE PRODUCTS.

**SOME STATES OR JURISDICTIONS DO NOT ALLOW THE LIMITATION OR EXCLUSION OF INCIDENTAL OR CONSEQUENTIAL DAMAGES, OR THE EXCLUSION OR LIMITATION ON THE LENGTH OF AN IMPLIED WARRANTY, OR THE LIMITATION OR EXCLUSION OF DAMAGES FOR PERSONAL INJURIES CAUSED BY NEGLIGENCE, SO THE ABOVE LIMITATIONS OR EXCLUSIONS MAY NOT APPLY TO YOU. THIS WARRANTY GIVES YOU SPECIFIC LEGAL RIGHTS, AND YOU MAY ALSO HAVE OTHER RIGHTS THAT VARY FROM STATE OR JURISDICTION.**

In the event that any term or provision contained in this Limited Warranty is found to be invalid, illegal or unenforceable by a court of competent jurisdiction, then such provision shall be deemed modified to the extent necessary to make such provision enforceable by such court, taking into account the intent of the parties. The invalidity in whole or in part of any portion of this Limited Warranty shall not impair or affect the validity or enforceability of the remaining provisions of this Limited Warranty.



More

Support



Back

Next





# MOTOROLA

LIFE. POWERED.

**YOUR TABLET  
START  
WANT MORE?  
TROUBLESHOOTING  
SAFETY, REGULATORY & LEGAL**

DRAFT - MOTOROLA CONFIDENTIAL  
& PROPRIETARY INFORMATION

## Copyright & Trademarks

Motorola Mobility, Inc.  
Consumer Advocacy Office  
600 N US Hwy 45  
Libertyville, IL 60048  
[www.motorola.com](http://www.motorola.com)

**Note:** Do not ship your product to the above address. If you need to return your product for repairs, replacement, or warranty service, please contact the Motorola Customer Support Center at:

1-800-734-5870 (United States)  
1-888-390-6456 (TTY/TDD United States for hearing impaired)  
1-800-461-4575 (Canada)

Certain features, services and applications are network dependent and may not be available in all areas; additional terms, conditions and/or charges may apply. Contact your service provider for details.

All features, functionality, and other product specifications, as well as the information contained in this guide, are based upon the latest available information and believed to be accurate at the time of printing. Motorola reserves the right to change or modify any information or specifications without notice or obligation.

**Note:** The images in this guide are examples only. MOTOROLA and the Stylized M Logo are trademarks or registered trademarks of Motorola Trademark Holdings, LLC. Google, the Google logo, Google Maps, Google Talk, Google Latitude, Gmail, YouTube, Picasa, Android and Android Market are trademarks of Google, Inc. All other product or service names are the property of their respective owners.

© 2011 Motorola Mobility, Inc. All rights reserved.

**Caution:** Motorola does not take responsibility for changes/modification to the transceiver.

Bluetooth ID: XXXXXXX  
Product ID: MOTOROLA [Fleming]<sup>TM</sup> (Model XT862)  
Manual Number: 68XXXXXXXX-X

DRAFT - MOTOROLA CONFIDENTIAL  
& PROPRIETARY INFORMATION

More
 Support

Back
 Next

Safety, Regulatory & Legal