

# Motorola ULC Bluetooth Headset Quick Start Guide

**DRAFT 1 - 06/18/2010**

**Dummy Page - To be discarded before printing**

Use this template with A7MotoPortraitProduct1 StructApps. See the Reference Pages for template user instructions.

# Congratulations

Your Motorola HK100 headset is designed for quick connections, clear calls, and lasting comfort.

We've crammed all of the main features of your headset into this handy guide, and in a matter of minutes we'll show you just how easy your headset is to use.

So go on, check it out.

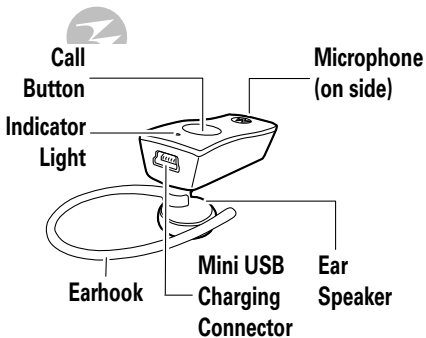
more information

on the Web: [www.motorola.com/support](http://www.motorola.com/support)

**Caution:** Before using your headset for the first time, please read the important **Safety, Regulatory & Legal** information at the back of this guide (page 11).

# Your headset

*the important parts*



# Charge it

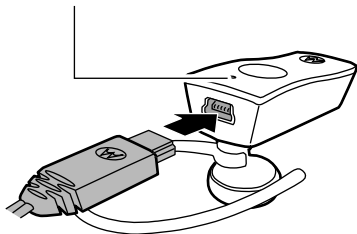
*let's get you up and running*



## Indicator Light

Red/Purple - charging

Blue - fully charged



While your headset is charging, you won't be able to use it.

**Note:** Your battery is designed to last the life of your product. It should only be removed by a recycling facility. Any attempt to remove or replace your battery will damage your headset.

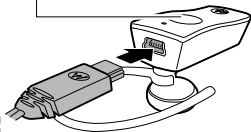
# Basics

*a few essentials to get you started*

## Turn it on & off

Press and hold the Call button until you hear "power on" or "power off."

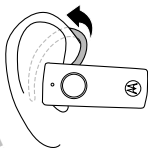
Call Button



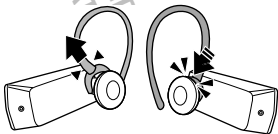
## Wear it

Flex the ear hook and loop it over your ear as shown.

Make sure the speaker aligns with your ear canal, and the microphone is pointing towards your mouth.



Your headset comes ready for use on your right ear. To change for left ear, just pull off the earhook, turn, and reinstall.



## Pair & connect

*connect and go*

- 1 Turn off any Bluetooth devices previously paired with your headset.
- 2 Turn on the Bluetooth feature on your phone.
- 3 Turn on your headset (see “Turn it on & off” on page 4).

The status light becomes steadily lit in blue.

**Note:** When prompted for the passkey, enter **0000**.

When connected, you see the status light rapidly flash in blue and purple.

For daily use, make sure your headset is turned on, and your phone’s Bluetooth feature is on. Your headset and phone will connect automatically.

### Test your connection

- 1 Place the headset on your ear.
- 2 On the phone, dial the number you want to call and press the **Call/Send** key.

If your phone and headset are successfully connected, you hear ringing on the headset.

## Restore to factory settings

**Caution:** This action erases all pairing information stored in your headset.

- 1 Turn your headset off.
- 2 Press and hold the Call button and wait for a tone after hearing *“power on.”*

DRAFT - MOTOROLA CONFIDENTIAL  
& PROPRIETARY INFORMATION

# Calls

*it's good to talk*

**Note:** Some call features are phone/network dependent.

To...	
answer call	Press the Call button.
reject call	Press and hold the Volume button until you hear a tone.
make a voice dial call	Press the Call button and you hear a tone.
end a call	Press the Call button.
answer or reject second call	Follow the phone's instructions.
adjust call volume	Use volume buttons on phone to adjust volume.



# Status light

*know your headset*

if light shows...	your headset is...
off	off
three blue flashes	powering on/off
steady blue	in pairing/connect mode
rapid blue/purple flashes	connecting to your phone
quick blue flash	receiving or making a call
slow blue pulse	connected (on a call)
slow blue flash	in standby (not on a call—connected to the phone)
slow red flash	idle (not connected to a phone)
steady red	trying to connect to your phone
quick red flash	in a low battery state

**Note:** After 20 minutes of inactivity, the status light stops flashing to conserve power, but the headset remains on.

**Note:** After 20 minutes of idle time (no connection to a phone), the headset turns off.

# Problems?

*we've got solutions*

## **My headset will not enter pairing mode.**

Make sure that any devices previously paired with the headset are turned off. If the status light is flashing in blue, first turn off the other device, then turn the headset off and on. The status light becomes steadily lit in blue.

## **My phone doesn't find my headset when searching.**

Make sure the status light on your headset is steadily lit in blue when your phone is searching for devices. If not, press and hold the Call button and Volume button while turning the power on until you see the status light steady blue.

## **My headset will not pair with my phone.**

If the status light is not steadily lit in blue when your phone is searching for your headset, press and hold the Call button and Volume button while turning the power on until you see the status light steady blue. Then follow pair & connect instructions on pages 5.

## **My headset connected before, but now it's not working.**

Make sure the status light on your headset is steadily lit in blue when your phone is searching for devices. If not, press and hold the Call button and Volume button while turning the power on until you see the status light steady blue.

# Support

*we're here to help*

If you have questions or need assistance, contact us at

**1-877-MOTOBLU**, or visit us at

[www.motorola.com/Bluetoothsupport](http://www.motorola.com/Bluetoothsupport) or

[www.motorola.com/bluetoothconnect](http://www.motorola.com/bluetoothconnect).

DRAFT - MOTOROLA CONFIDENTIAL  
& PROPRIETARY INFORMATION

# Safety, Regulatory & Legal

---

## Safety & General Information

**IMPORTANT INFORMATION ON SAFE AND EFFICIENT OPERATION. READ THIS INFORMATION BEFORE USING YOUR DEVICE.**

### Use & Safety for Battery-Powered Accessories

- Do not store or use your battery-powered accessory (such as a Bluetooth® headset or other device) in temperatures below -10°C (14°F) or above 60°C (140°F).
- Do not recharge your accessory in temperatures below 0°C (32°F) or above 45°C (113°F).
- Conditions inside a parked car can exceed this range. Do not store your accessory in a parked car.
- Do not store your accessory in direct sunlight.
- Storing your fully charged accessory in high-temperature conditions may permanently reduce the life of the internal battery.
- Battery life may temporarily shorten in low-temperature conditions.

### Approved Accessories

Use of accessories not approved by Motorola, including but not limited to batteries, antennas, and convertible covers, may cause your mobile device to exceed RF energy exposure guidelines and may void your mobile device's warranty. For a list of approved Motorola accessories, visit our Web site at: [www.motorola.com](http://www.motorola.com)

### Driving Precautions

Responsible and safe driving is your primary responsibility when behind the wheel of a vehicle. Using a mobile device or accessory for a call or other application while driving may cause distraction. Using a mobile device or accessory may be prohibited or restricted in certain areas, always obey the laws and regulations on the use of these products.

**While driving, NEVER:**

- Type or read texts.

- Enter or review written data.
- Surf the web.
- Input navigation information.
- Perform any other functions that divert your attention from driving.

### **While driving, ALWAYS:**

- Keep your eyes on the road.
- Use a handsfree device if available or required by law in your area.
- Enter destination information into a navigation device **before** driving.
- Use voice activated features (such as voice dial) and speaking features (such as audible directions), if available.
- Obey all local laws and regulations for the use of mobile devices and accessories in the vehicle.
- End your call or other task if you cannot concentrate on driving.

Responsible driving practices can be found at [www.motorola.com/callsmart](http://www.motorola.com/callsmart) (in English only).

## Caution About High Volume Usage

**Warning:** Exposure to loud noise from any source for extended periods of time may affect your hearing. The louder the volume sound level, the less time is required before your hearing could be affected.



To protect your hearing:

- Limit the amount of time you use headsets or headphones at high volume.
- Avoid turning up the volume to block out noisy surroundings.
- Turn the volume down if you can't hear people speaking near you.

If you experience hearing discomfort, including the sensation of pressure or fullness in your ears, ringing in your ears, or muffled speech, you should stop listening to the device through your headset or headphones and have your hearing checked.

For more information about hearing, see our Web site at [direct.motorola.com/hellomoto/nss/AcousticSafety.asp](http://direct.motorola.com/hellomoto/nss/AcousticSafety.asp) (in English only).

## Small Children





**Keep your mobile device and its accessories away from small children.**

These products are not toys and may be hazardous to small children. For example:

- A choking hazard may exist for small, detachable parts.
- Improper use could result in loud sounds, possibly causing hearing injury.
- Improperly handled batteries could overheat and cause a burn.

## Symbol Key

Your battery, charger, or mobile device may contain symbols, defined as follows:

Symbol	Definition
	Important safety information follows.
	Do not dispose of your battery or mobile device in a fire.
	Do not dispose of your battery or product with your household waste. See "Recycling" for more information.
	For indoor use only.

## European Union Directives Conformance Statement

# CE 0168

Hereby, Motorola declares that this product is in compliance with:

- The essential requirements and other relevant provisions of Directive 1999/5/EC
- All other relevant EU Directives

IMEI: 350034/40/394721/9



Type: MC2-41H14

Product  
Approval  
Number

The above gives an example of a typical Product Approval Number.

You can view your product's Declaration of Conformity (DoC) to Directive 1999/5/EC (to R&TTE Directive) at [www.motorola.com/rtte](http://www.motorola.com/rtte). To find your DoC, enter the Product Approval Number from your product's label in the "Search" bar on the Web site.

## FCC Notice to Users

**The following statement applies to all products that have received FCC approval. Applicable products bear the FCC logo, and/or an FCC ID in the format FCC ID:xxxxxx on the product label.**

Motorola has not approved any changes or modifications to this device by the user. Any changes or modifications could void the user's authority to operate the equipment. See 47 CFR Sec. 15.21.

This device complies with part 15 of the FCC Rules. Operation is subject to the following two conditions: (1) This device may not cause harmful interference, and (2) this device must accept any interference received, including interference that may cause undesired operation. See 47 CFR Sec. 15.19(3).

This equipment has been tested and found to comply with the limits for a Class B digital device, pursuant to part 15 of the FCC Rules. These limits are designed to provide reasonable protection against harmful interference in a residential installation. This equipment generates, uses and can radiate radio frequency energy and, if not installed and used in accordance with the instructions, may cause harmful interference to radio communications. However, there is no guarantee that interference will not occur in a particular installation. If this equipment does cause harmful interference to radio or television reception, which can be determined by

turning the equipment off and on, the user is encouraged to try to correct the interference by one or more of the following measures:

- Reorient or relocate the receiving antenna.
- Increase the separation between the equipment and the receiver.
- Connect the equipment to an outlet on a circuit different from that to which the receiver is connected.
- Consult the dealer or an experienced radio/TV technician for help.

## Industry Canada Notice to Users

Operation is subject to the following two conditions: (1) This device may not cause interference and (2) This device must accept any interference, including interference that may cause undesired operation of the device. See RSS-GEN 7.1.5. This Class B digital apparatus complies with Canadian ICES-003.

## Privacy & Data Security

Motorola understands that privacy and data security are important to everyone. Because some features of your product may affect your privacy or data security, please follow these recommendations to enhance protection of your information:

- **Monitor access**—Keep your product with you and do not leave it where others may have unmonitored access. Lock your product's keypad where this feature is available.
- **Keep software up to date**—If Motorola or a software/application vendor releases a patch or software fix for your product that updates the device's security, install it as soon as possible.
- **Secure Personal Information**—Your product can store personal information in various locations including a SIM card, memory card, and built-in memory. Be sure to remove or clear all personal information before you recycle, return, or give away your product.

**Note:** For information on how to backup or wipe data from your product, go to [www.motorola.com/support](http://www.motorola.com/support)

- **Online accounts**—Some products provide a Motorola online account. Go to your account for information on how to manage the account, and how to use security features.



- Applications—Install third party applications from trusted sources only. Applications can have access to private information such as call data, location details and network resources.

If you have further questions regarding how the use of your mobile device may impact your privacy or data security, please contact Motorola at [privacy@motorola.com](mailto:privacy@motorola.com), or contact your service provider.

## Recycling

### Mobile Devices & Accessories

Please do not dispose of mobile devices or electrical accessories (such as chargers, headsets, or batteries) with your household waste, or in a fire. These items should be disposed of in accordance with the national collection and recycling schemes operated by your local or regional authority. Alternatively, you may return unwanted mobile devices and electrical accessories to any Motorola Approved Service Center in your region. Details of Motorola approved national recycling schemes, and further information on Motorola recycling activities can be found at: [www.motorola.com/recycling](http://www.motorola.com/recycling)

### Packaging & Product Guides

Product packaging and product guides should only be disposed of in accordance with national collection and recycling requirements. Please contact your regional authorities for more details.

## Software Copyright Notice

Motorola products may include copyrighted Motorola and third-party software stored in semiconductor memories or other media. Laws in the United States and other countries preserve for Motorola and third-party software providers certain exclusive rights for copyrighted software, such as the exclusive rights to distribute or reproduce the copyrighted software. Accordingly, any copyrighted software contained in Motorola products may not be modified, reverse-engineered, distributed, or reproduced in any manner to the extent allowed by law. Furthermore, the purchase of Motorola products shall not be deemed to grant either directly or by implication, estoppel, or otherwise, any license under the copyrights, patents, or patent applications of Motorola or any third-party software provider, except for the

normal, non-exclusive, royalty-free license to use that arises by operation of law in the sale of a product.

## Export Law Assurances

This product is controlled under the export regulations of the United States of America and Canada. The Governments of the United States of America and Canada may restrict the exportation or re-exportation of this product to certain destinations. For further information contact the U.S. Department of Commerce or the Canadian Department of Foreign Affairs and International Trade.

## Product Registration

Online Product Registration:

[www.motorola.com/us/productregistration](http://www.motorola.com/us/productregistration)

Product registration is an important step toward enjoying your new Motorola product. Registering permits us to contact you for product or software updates and allows you to subscribe to updates on new products or special promotions.

Registration is not required for warranty coverage.

Please retain your original dated sales receipt for your records. For warranty service of your Motorola Personal Communications Product you will need to provide a copy of your dated sales receipt to confirm warranty status.

Thank you for choosing a Motorola product.

## Motorola Limited Warranty for the United States and Canada

### What Does this Warranty Cover?

Subject to the exclusions contained below, Motorola, Inc. warrants its mobile telephones ("Products"), Motorola-branded or certified accessories sold for use with these Products ("Accessories"), and Motorola software contained on CD-ROMs or other tangible media and sold for use with these Products ("Software") to be free from defects in materials and workmanship under normal consumer usage for the period(s) outlined below. This limited warranty is a consumer's exclusive remedy, and applies as follows to new Motorola Products, Accessories, and Software

purchased by consumers in the United States or Canada, which are accompanied by this written warranty:

## Products and Accessories

<b>Products Covered</b>	<b>Length of Coverage</b>
<b>Products and Accessories</b> as defined above, unless otherwise provided for below.	<b>One (1) year</b> from the date of purchase by the first consumer purchaser of the product unless otherwise provided for below.
<b>Decorative Accessories and Cases.</b> Decorative covers, bezels, PhoneWrap™ covers and cases.	<b>Limited lifetime warranty</b> for the lifetime of ownership by the first consumer purchaser of the product.
<b>Monaural Headsets.</b> Ear buds and boom headsets that transmit mono sound through a wired connection.	<b>Limited lifetime warranty</b> for the lifetime of ownership by the first consumer purchaser of the product.
<b>Products and Accessories that are Repaired or Replaced.</b>	<b>The balance of the original warranty or for ninety (90) days</b> from the date returned to the consumer, whichever is longer.

## Exclusions (Products and Accessories)

**Normal Wear and Tear.** Periodic maintenance, repair and replacement of parts due to normal wear and tear are excluded from coverage.

**Batteries.** Only batteries whose fully charged capacity falls below 80% of their rated capacity and batteries that leak are covered by this limited warranty.

**Abuse & Misuse.** Defects or damage that result from: (a) improper operation, storage, misuse or abuse, accident or neglect, such as physical damage (cracks, scratches, etc.) to the surface of the product resulting from misuse; (b) contact with liquid, water, rain, extreme humidity or heavy perspiration, sand, dirt or the like, extreme heat, or food; (c) use of the Products or Accessories for commercial

purposes or subjecting the Product or Accessory to abnormal usage or conditions; or (d) other acts which are not the fault of Motorola, are excluded from coverage.

**Use of Non-Motorola Products and Accessories.** Defects or damage that result from the use of non-Motorola branded or certified Products, Accessories, Software or other peripheral equipment are excluded from coverage.

**Unauthorized Service or Modification.** Defects or damages resulting from service, testing, adjustment, installation, maintenance, alteration, or modification in any way by someone other than Motorola, or its authorized service centers, are excluded from coverage.

**Altered Products.** Products or Accessories with (a) serial numbers or date tags that have been removed, altered or obliterated; (b) broken seals or that show evidence of tampering; (c) mismatched board serial numbers; or (d) nonconforming or non-Motorola housings, or parts, are excluded from coverage.

**Communication Services.** Defects, damages, or the failure of Products, Accessories or Software due to any communication service or signal you may subscribe to or use with the Products Accessories or Software is excluded from coverage.

## Software

<b>Products Covered</b>	<b>Length of Coverage</b>
<b>Software.</b> Applies only to physical defects in the media that embodies the copy of the software (e.g. CD-ROM, or floppy disk).	<b>Ninety (90) days</b> from the date of purchase.

## Exclusions (Software)

**Software Embodied in Physical Media.** No warranty is made that the software will meet your requirements or will work in combination with any hardware or software applications provided by third parties, that the operation of the software products will be uninterrupted or error free, or that all defects in the software products will be corrected.

**Software NOT Embodied in Physical Media.** Software that is not embodied in physical media (e.g. software that is downloaded from the Internet), is provided "as is" and without warranty.

## Who is Covered?

This warranty extends only to the first consumer purchaser, and is not transferable.

## What Will Motorola Do?

Motorola, at its option, will at no charge repair, replace or refund the purchase price of any Products, Accessories or Software that does not conform to this warranty. We may use functionally equivalent reconditioned/refurbished/pre-owned or new Products, Accessories or parts. No data, software or applications added to your Product, Accessory or Software, including but not limited to personal contacts, games and ringer tones, will be reinstalled. To avoid losing such data, software, and applications, please create a back up prior to requesting service.

## How to Obtain Warranty Service or Other Information

<b>USA</b>	<b>All Products, Accessories, and Software:</b> 1-800-331-6456
<b>Canada</b>	<b>All Products:</b> 1-800-461-4575
<b>TTY</b>	1-888-390-6456

You will receive instructions on how to ship the Products, Accessories or Software, at your expense, to a Motorola Authorized Repair Center. To obtain service, you must include: (a) a copy of your receipt, bill of sale or other comparable proof of purchase; (b) a written description of the problem; (c) the name of your service provider, if applicable; (d) the name and location of the installation facility (if applicable) and, most importantly; (e) your address and telephone number.

## What Other Limitations are There?

ANY IMPLIED WARRANTIES, INCLUDING WITHOUT LIMITATION THE IMPLIED WARRANTIES OF MERCHANTABILITY AND FITNESS FOR A PARTICULAR PURPOSE, SHALL BE LIMITED TO THE DURATION OF THIS LIMITED WARRANTY, OTHERWISE THE REPAIR, REPLACEMENT, OR REFUND AS PROVIDED UNDER THIS EXPRESS LIMITED WARRANTY IS THE EXCLUSIVE REMEDY OF THE CONSUMER, AND IS PROVIDED IN LIEU OF ALL OTHER WARRANTIES, EXPRESS OR IMPLIED. IN NO

EVENT SHALL MOTOROLA BE LIABLE, WHETHER IN CONTRACT OR TORT (INCLUDING NEGLIGENCE) FOR DAMAGES IN EXCESS OF THE PURCHASE PRICE OF THE PRODUCT, ACCESSORY OR SOFTWARE, OR FOR ANY INDIRECT, INCIDENTAL, SPECIAL OR CONSEQUENTIAL DAMAGES OF ANY KIND, OR LOSS OF REVENUE OR PROFITS, LOSS OF BUSINESS, LOSS OF INFORMATION OR DATA, SOFTWARE OR APPLICATIONS OR OTHER FINANCIAL LOSS ARISING OUT OF OR IN CONNECTION WITH THE ABILITY OR INABILITY TO USE THE PRODUCTS, ACCESSORIES OR SOFTWARE TO THE FULL EXTENT THESE DAMAGES MAY BE DISCLAIMED BY LAW.

**Some states and jurisdictions do not allow the limitation or exclusion of incidental or consequential damages, or limitation on the length of an implied warranty, so the above limitations or exclusions may not apply to you. This warranty gives you specific legal rights, and you may also have other rights that vary from state to state or from one jurisdiction to another.**

CONFIDENTIAL - MOTOROLA CONFIDENTIAL  
PROPRIETARY INFORMATION

# Copyright & Trademarks

Motorola, Inc.  
Consumer Advocacy Office  
600 N US Hwy 45  
Libertyville, IL 60048  
[www.hellomoto.com](http://www.hellomoto.com)

**Note:** Do not ship your product to the above address. If you need to return your product for repairs, replacement, or warranty service, please contact the Motorola Customer Support Center at:

1-800-331-6456 (United States)  
1-888-390-6456 (TTY/TDD United States for hearing impaired)  
1-800-461-4575 (Canada)

Certain features, services and applications are network dependent and may not be available in all areas; additional terms, conditions and/or charges may apply. Contact your service provider for details.

All features, functionality, and other product specifications, as well as the information contained in this guide, are based upon the latest available information and believed to be accurate at the time of printing. Motorola reserves the right to change or modify any information or specifications without notice or obligation.

MOTOROLA and the Stylized M Logo are registered in the US Patent & Trademark Office. The Bluetooth trademarks are owned by their proprietor and used by Motorola, Inc. under license. All other product or service names are the property of their respective owners.

© 2010 Motorola, Inc. All rights reserved.

**Caution:** Changes or modifications made in the radio phone, not expressly approved by Motorola, will void the user's authority to operate the equipment.

Product ID: Motorola HK100

Manual Number: 68000202977-A



| DRAFT - MOTOROLA CONFIDENTIAL  
& PROPRIETARY INFORMATION