



MOTOROLA

Date: February 5, 2004

Subject: Request for additional information regarding FCC ID: IHDT56DP1 (Cellular/PCS transceiver)

Reference:

Correspondence Reference Number: 10581
Confirmation Number: TC686107
Date of Original Email: 1/09/2004

Prepared by:

Andrew Bachler, Principal Staff Engineer
Motorola Personal Communications Sector
Libertyville, Illinois

Questions and responses follow:

Regarding your answer to question 2 the 1.5 cm gap body worn SAR data mentioned could not be found. Please locate. Update user manual statement and grant comment accordingly.

Response:

The body worn SAR data (1.5 cm gap) follows:

f (MHz)	Description	Conducted Output Power (dBm)	Body Worn			
			Back of Phone with 15mm Separation from Phantom			Simulate Temp (°C)
			Measured (W/kg)	Drift (dB)	Extrapolated (W/kg)	
Analog 800MHz	Channel 991	26.90				
	Channel 384	26.91	0.44	-0.07	0.45	19.4
	Channel 799	26.90				
Digital 800MHz	Channel 1013	24.97				
	Channel 384	25.02	0.393	-0.11	0.40	18.9
	Channel 777	24.95				
Digital 1900MHz	Channel 25	24.14				
	Channel 600	24.22	0.43	-0.07	0.44	19.3
	Channel 1175	24.19				

SAR measurement results for the portable cellular telephone FCC ID IHDT56DP1 at highest possible output power. Measured against the body with 15mm separation.

Sprint has agreed to use the FCC approved standard Motorola body worn statement with a specified distance of 1.5 cm. Please refer to the following user manual excerpt. As of this date, the product has not shipped, and the final version of the users manual is not available.

Safety and General Information

IMPORTANT INFORMATION ON SAFE AND EFFICIENT OPERATION.
READ THIS INFORMATION BEFORE USING YOUR PHONE.

The information provided in this document supersedes the general safety information in user's guides published prior to December 1, 2002.

Exposure To Radio Frequency (RF) Energy

Your phone contains a transmitter and a receiver. When it is ON, it receives and transmits RF energy. When you communicate with your phone, the system handling your call controls the power level at which your phone transmits.

Your Motorola phone is designed to comply with local regulatory requirements in your country concerning exposure of human beings to RF energy.

Operational Precautions

To assure optimal phone performance and make sure human exposure to RF energy is within the guidelines set forth in the relevant standards, always adhere to the following procedures.

External Antenna Care

Use only the supplied or Motorola-approved replacement antenna. Unauthorized antennas, modifications, or attachments could damage the phone.

Do NOT hold the external antenna when the phone is IN USE. Holding the external antenna affects call quality and may cause the phone to operate at a higher power level than needed. In addition, use of unauthorized antennas may result in non-compliance with the local regulatory requirements in your country.

Phone Operation

When placing or receiving a phone call, hold your phone as you would a wireline telephone.

Body-Worn Operation

To maintain compliance with RF energy exposure guidelines, if you wear a phone on your body when transmitting, always place the phone in a Motorola-supplied or approved clip, holder, holster, case, or body harness for this phone, if available. Use of accessories not approved by Motorola may exceed RF energy exposure guidelines. If you do not use one of the body-worn accessories approved or supplied by Motorola, and are not using the phone held in the normal use position, ensure the phone and its antenna are at least 7/16 inch (1.5 centimeters) from your body when transmitting.

Data Operation

When using any data feature of the phone, with or without an accessory cable, position the phone and its antenna at least 7/16 inch (1.5 centimeters) from your body.

Approved Accessories

Use of accessories not approved by Motorola, including but not limited to batteries and antennas, may cause your phone to exceed RF energy exposure guidelines. For a list of approved Motorola accessories, visit our website at www.Motorola.com.

RF Energy Interference/Compatibility

Note: Nearly every electronic device is susceptible to RF energy interference from external sources if inadequately shielded, designed, or otherwise configured for RF energy compatibility. In some circumstances your phone may cause interference.

Facilities

Turn off your phone in any facility where posted notices instruct you to do so. These facilities may include hospitals or health care facilities that may be using equipment that is sensitive to external RF energy.

Aircraft

When instructed to do so, turn off your phone when on board an aircraft. Any use of a phone must be in accordance with applicable regulations per airline crew instructions.

Medical Devices

Pacemakers

Pacemaker manufacturers recommend that a minimum separation of 6 inches (15 centimeters) be maintained between a handheld wireless phone and a pacemaker.

Persons with pacemakers should:

- ALWAYS keep the phone more than 6 inches (15 centimeters) from your pacemaker when the phone is turned ON.
- NOT carry the phone in the breast pocket.
- Use the ear opposite the pacemaker to minimize the potential for interference.
- Turn OFF the phone immediately if you have any reason to suspect that interference is taking place.

Hearing Aids

Some digital wireless phones may interfere with some hearing aids. In the event of such interference, you may want to consult your hearing aid manufacturer to discuss alternatives.

Other Medical Devices

If you use any other personal medical device, consult the manufacturer of your device to determine if it is adequately shielded from RF energy. Your physician may be able to assist you in obtaining this information.

Use While Driving

Check the laws and regulations on the use of phones in the area where you drive. Always obey them.

When using your phone while driving, please:

- Give full attention to driving and to the road.
- Use handsfree operation, if available.
- Pull off the road and park before making or answering a call if driving conditions so require.

Responsible driving best practices may be found in the “Wireless Phone Safety Tips” at the end of this manual and at the Motorola website:

www.Motorola.com/callsmart.

Operational Warnings

For Vehicles With an Air Bag

Do not place a phone in the area over an air bag or in the air bag deployment area. Air bags inflate with great force. If a phone is placed in the air bag deployment area and the air bag inflates, the phone may be propelled with great force and cause serious injury to occupants of the vehicle.

Potentially Explosive Atmospheres

Turn off your phone prior to entering any area with a potentially explosive atmosphere. Do not remove, install, or charge batteries in such areas. Sparks in a potentially explosive atmosphere can cause an explosion or fire resulting in bodily injury or even death.

Note: The areas with potentially explosive atmospheres referred to above include fueling areas such as below decks on boats, fuel or chemical transfer or storage facilities, areas where the air contains chemicals or particles, such as grain, dust, or metal powders. Areas with potentially explosive atmospheres are often but not always posted.






Blasting Caps and Areas

To avoid possible interference with blasting operations, turn OFF your phone when you are near electrical blasting caps, in a blasting area, or in areas posted “Turn off electronic devices.” Obey all signs and instructions.

Batteries

Batteries can cause property damage and/or bodily injury such as burns if a conductive material such as jewelry, keys, or beaded chains touch exposed terminals. The conductive material may complete an electrical circuit (short circuit) and become quite hot. Exercise care in handling any charged battery, particularly when placing it inside a pocket, purse, or other container with metal objects. **Use only Motorola original batteries and chargers.**

Your battery or phone may contain symbols, defined as follows:

Symbol	Definition
	Important safety information will follow.
	Your battery or phone should not be disposed of in a fire.
	Your battery or phone may require recycling in accordance with local laws. Contact your local regulatory authorities for more information.
	Your battery or phone should not be thrown in the trash.
	Your phone contains an internal lithium ion battery.

Seizures/Blackouts

Some people may be susceptible to epileptic seizures or blackouts when exposed to flashing lights, such as when watching television or playing video games. These seizures or blackouts may occur even if a person never had a previous seizure or blackout.

If you have experienced seizures or blackouts, or if you have a family history of such occurrences, please consult with your doctor before playing video games on your phone or enabling a flashing-lights feature on your phone. (The flashing-light feature is not available on all products.)

Parents should monitor their children's use of video game or other features that incorporate flashing lights on the phones. All persons should discontinue use and consult a doctor if any of the following symptoms occur: convulsion, eye or muscle twitching, loss of awareness, involuntary movements, or disorientation.

To limit the likelihood of such symptoms, please take the following safety precautions:

- Do not play or use a flashing-lights feature if you are tired or need sleep.
- Take a minimum of a 15-minute break hourly.
- Play in a room in which all lights are on.
- Play at the farthest distance possible from the screen.

Repetitive Motion Injuries

When you play games on your phone, you may experience occasional discomfort in your hands, arms, shoulders, neck, or other parts of your body. Follow these instructions to avoid problems such as tendonitis, carpal tunnel syndrome, or other musculoskeletal disorders:

- Take a minimum 15-minute break every hour of game playing.
- If your hands, wrists, or arms become tired or sore while playing, stop and rest for several hours before playing again.
- If you continue to have sore hands, wrists, or arms during or after play, stop playing and see a doctor.