

# Sprint<sup>®</sup>



## Phone User Guide

PowerSource<sup>™</sup> Phone

ic902 by Motorola<sup>®</sup>

FINAL DRAFT  
2-18-2007

[www.sprint.com](http://www.sprint.com)

© 2007 Sprint Nextel. All rights reserved. SPRINT, the “Going Forward” logo, the NEXTEL name and logo, and other trademarks are trademarks of Sprint Nextel.

Printed in the U.S.A.

Motorola, Inc.  
Consumer Advocacy Office  
1307 East Algonquin Road  
Schaumburg, IL 60196

[www.hellomoto.com](http://www.hellomoto.com)

1-800-331-6456 (United States)

1-888-390-6456 (TTY/TDD United States for hearing impaired)

1-800-461-4575 (Canada)

Certain mobile phone features are dependent on the capabilities and settings of your service provider's network. Additionally, certain features may not be activated by your service provider, and/or the provider's network settings may limit the feature's functionality. Always contact your service provider about feature availability and functionality. All features, functionality, and other product specifications, as well as the information contained in this user's guide are based upon the latest available information and are believed to be accurate at the time of printing. Motorola reserves the right to change or modify any information or specifications without notice or obligation.

© Motorola, Inc., 2007. MOTOROLA and the Stylized M Logo are registered in the US Patent & Trademark Office. All other product or service names are the property of their respective owners.

### **Software Copyright Notice**

The Motorola products described in this manual may include copyrighted Motorola and third-party software stored in semiconductor memories or other media. Laws in the United States and other countries preserve for Motorola and third-party software providers certain exclusive rights for copyrighted software, such as the exclusive rights to distribute or reproduce the copyrighted software. Accordingly, any copyrighted software contained in the Motorola products may not be modified, reverse-engineered, distributed, or reproduced in any manner to the extent allowed by law. Furthermore, the purchase of the Motorola products shall not be deemed to grant either directly or by implication, estoppel, or otherwise, any license under the copyrights, patents, or patent applications of Motorola or any third-party software provider, except for the normal, non-exclusive, royalty-free license to use that arises by operation of law in the sale of a product.

Manual number: NNTN7130A

Software Version: *To be added when published*

USR Version: *To be added when published*

CP Version: *To be added when published*

# Table of Contents

---

<b>Welcome to Sprint</b> .....	<b>i</b>
<b>Introduction</b> .....	<b>ii</b>
<b>Your Phone's Menu</b> .....	<b>iv</b>
<b>Section 1: Getting Started</b> .....	<b>1</b>
<b>1A. Setting Up Service</b> .....	<b>2</b>
Getting Started .....	3
Setting Up Your Voicemail .....	4
Account Passwords .....	5
Getting Help .....	6
<b>1B. Your Phone: The Basics</b> .....	<b>8</b>
Your ic902 by Motorola .....	9
Getting Started With Your Phone .....	15
Finding Your Phone Number and Walkie-Talkie Number .....	23
Basic Phone Features .....	24
Accessories .....	30
Entering Text .....	31
<b>Section 2: Using Your Phone</b> .....	<b>35</b>
<b>2A. Making and Answering Calls</b> .....	<b>36</b>
Types of Calls .....	37
Making and Answering Phone Calls .....	38
Making and Answering Walkie-Talkie Calls .....	48
Making and Answering Talkgroup Calls .....	57
Making and Answering Direct Talk Calls .....	60
Using Call Alerts .....	66
Keeping Track .....	68
<b>2B. Controlling Your Phone's Settings</b> .....	<b>71</b>
Sound Settings .....	72
Display Settings .....	75
Location Settings .....	79
Messaging Settings .....	80

Airplane Mode .....	84
TTY Use .....	85
Phone Setup Options .....	86
Walkie-Talkie Settings .....	89
<b>2C. Setting Your Phone's Security .....</b>	<b>92</b>
Accessing Your Security Menu .....	93
SIM Card Security .....	93
Using Your Phone's Lock Feature .....	96
Limiting Use of Your Phone .....	99
Erasing Data .....	102
Resetting Your Phone .....	102
Security Features for Sprint Power Vision .....	103
<b>2D. Controlling Your Roaming Experience .....</b>	<b>105</b>
Understanding Roaming .....	106
Setting Your Phone's Roam Mode .....	108
Alerting Yourself to Roaming .....	109
Using Data Roam Guard .....	110
<b>2E. Managing Call History .....</b>	<b>111</b>
Viewing Call History .....	112
Phone Call History Options .....	115
Walkie-Talkie Call History Options .....	117
Erasing Call History .....	119
<b>2F. Using Contacts .....</b>	<b>120</b>
About Contacts .....	121
Finding Contacts Entries .....	122
Creating a Contacts Entry .....	125
Contacts Entries for Walkie-Talkie Groups and Talkgroups ..	129
Managing Your Contacts .....	132
Using Your SIM Manager .....	133
Dialing Sprint Services .....	136
<b>2G. Using the Phone's Tools .....</b>	<b>137</b>
Using Your Phone's Calendar .....	138
Using the Alarm Clock .....	141

Using the Calculator .....	142
Using the World Clock .....	142
Using the Stop Watch .....	143
Using the Notepad .....	143
Using the Tip Calculator .....	144
Using the Currency Converter .....	145
Using the Unit Converter .....	146
Using Voice Records .....	147
Using the File Manager .....	149
<b>2H. Using the microSD Card .....</b>	<b>155</b>
Using Your Phone's microSD Card and Adapter .....	156
Working With the microSD Card .....	163
<b>2I. Using the Built-in Camera .....</b>	<b>164</b>
Taking Pictures .....	165
Storing Pictures .....	169
Shooting Videos .....	172
Storing Your Videos .....	174
Sending Pictures and Videos .....	177
Using Sprint Picture Mail .....	180
<b>2J. Using the Built-in Media Player .....</b>	<b>184</b>
Your Multimedia Channel Options .....	185
Accessing Media Player's Channel Listings .....	186
Playing a Video or Audio Clip .....	187
Multimedia FAQs .....	188
<b>2K. Using Bluetooth .....</b>	<b>191</b>
Turning Bluetooth On and Off .....	192
Setting Up Your Bluetooth .....	193
Bluetooth Profiles .....	196
<b>Section 3: Service Features .....</b>	<b>197</b>
<b>3A. Sprint Service Features: The Basics .....</b>	<b>198</b>
Using Voicemail .....	199
Using SMS Text Messaging .....	205
Using SMS Voice Messaging .....	207

Using Caller ID .....	210
Responding to Call Waiting .....	210
Making a Three-Way Call .....	211
Using Call Forwarding .....	212
Updating Phone Software .....	213
Using Wireless Backup .....	214
<b>Section 4: Safety and Warranty Information .....</b>	<b>215</b>
<b>4A. Important Safety Information .....</b>	<b>216</b>
General Precautions .....	217
Safety and General Information .....	218
FCC Notice To Users .....	228
Using Your Phone With a Hearing Aid .....	229
Battery Tips .....	231
Specific Absorption Rate Data .....	232
Information From the World Health Organization .....	234
Product Registration .....	234
Owner's Record .....	235
Phone Guide Proprietary Notice .....	235
Export Law Assurances .....	235
Wireless: The New Recyclable .....	236
Smart Practices While Driving .....	237
Declaration of Conformity .....	239
California Perchlorate Label .....	241
<b>4B. Manufacturer's Warranty .....</b>	<b>242</b>
Motorola Limited Warranty for the United States and Canada .....	243
Service and Repairs .....	248
<b>Index .....</b>	<b>249</b>

Section 4

# Safety and Warranty Information

FINAL DRAFT  
2-18-2007



# Important Safety Information

---

## In This Section

---

- ◆ General Precautions
- ◆ Safety and General Information
- ◆ FCC Notice To Users
- ◆ Using Your Phone With a Hearing Aid
- ◆ Battery Tips
- ◆ Specific Absorption Rate Data
- ◆ Owner's Record
- ◆ Phone Guide Proprietary Notice
- ◆ Information From the World Health Organization
- ◆ Product Registration
- ◆ Export Law Assurances
- ◆ Wireless: The New Recyclable
- ◆ Smart Practices While Driving

---

**This phone guide contains important operational and safety information that will help you safely use your phone.** Failure to read and follow the information provided in this phone guide may result in serious bodily injury, death, or property damage.



## General Precautions

---

There are several simple guidelines to operating your phone properly and maintaining safe, satisfactory service.

- Hold the phone with the antenna raised, fully-extended, and over your shoulder.
- Try not to hold, bend, or twist the phone's antenna.
- Don't use the phone if the antenna is damaged.
- Speak directly into the mouthpiece.
- Avoid exposing your phone and accessories to rain or liquid spills. If your phone does get wet, immediately turn the power off and remove the battery.
- Do not expose your phone to direct sunlight for extended periods of time (such as on the dashboard of a car).
- Although your phone is quite sturdy, it is a complex piece of equipment and can be broken. Avoid dropping, hitting, bending, or sitting on it.
- Any changes or modifications to your phone not expressly approved in this document could void your warranty for this equipment and void your authority to operate this equipment.

**Note:**

For the best care of your phone, only authorized personnel should service your phone and accessories. Failure to do so may be dangerous and void your warranty.

# Safety and General Information

---

This section contains important information on the safe and efficient operation of your mobile device. Read this information before using your mobile device.<sup>1</sup>

## AgION Antimicrobial™ — Built-in Protection for Your Phone

Motorola has incorporated AgION antimicrobial into the painted surfaces of your phone to help provide protection against a broad range of product damaging mold and mildew.

Motorola is the first wireless phone manufacturer to incorporate AgION antimicrobial into the phone's painted surfaces.

The antimicrobial technology is an example of Motorola's pursuit for innovation and creativity to produce the best quality wireless experience.

The antimicrobial technology in the paint on Motorola phones helps provide protection against product damage caused by microbes, but does not extend such protection to the user.

Versatile in application, the EPA-registered AgION additive is recommended for institutional, commercial and consumer applications. AgION antimicrobials are used in many settings including hospitals, offices, schools and food processing facilities. They can also be found in leading footwear, fabrics, appliances, water coolers and architectural hardware.

1. The information provided in this document supersedes the general safety information in user's guides published prior to May 1, 2006.

## Benefits of AgION™<sup>1</sup>

- AgION antimicrobial technology helps provide protection against product damaging microbes on the painted surfaces of the phone.
- AgION antimicrobial is effective in protecting the product against a broad spectrum of microbes.
- AgION helps inhibit the ability of microbes to grow and spread on the painted surfaces of the phone.
- The active ingredient helps break down enzymes in the microbe, inhibiting its ability to reproduce and spread on the painted surfaces of the phone.
- Studies have shown that surfaces with AgION antimicrobial can reduce the amount of certain product damaging microbes by 99%.
- The AgION coating will protect the painted surfaces of the product against product damaging microbes for the life of the product.

## Safety

- AgION antimicrobial protection is based on silver, a safe, non-toxic additive to the phone paint. Silver is widely used as an antimicrobial agent in many environments and industries.
- AgION antimicrobial technology is safe to use. Thorough testing has shown the additive to be less toxic than table salt and less irritating than talcum powder.

## How It Works

- The technology continuously inhibits the growth of product damaging microbes on the phone's painted surfaces. The active ingredient helps break down enzymes in the microbe, inhibiting its ability to reproduce and spread on the painted surfaces on the phone.
1. The antimicrobial technology is applied only to the painted surfaces of the Motorola phones, thereby providing protection against damage to such surfaces caused by microbes, but does not extend such protection to the end user.

- The active ingredient in AgIION is silver, in the form of silver ions.

### **Accreditation**

- The AgIION antimicrobial compound is registered with the Environmental Protection Agency (EPA) as a preservative and bacteriostatic agent for use in the manufacturing of polymers and plastics.
- NSF, FDA-listed.

### **RF Operational Characteristics**

Your radio product contains a radio frequency transmitter to convey the information you wish to send as well as occasional automatic signals used to sustain connection to the wireless network, and a receiver which enables you to receive communication and connection information from the network.

### **Portable Radio Product Operation and EME Exposure**

Your Motorola radio product is designed to comply with the following national and international standards and guidelines regarding exposure of human beings to radio frequency electromagnetic energy (EME):

- United States Federal Communications Commission, Code of Federal Regulations; 47 CFR part 2 sub-part J.
- American National Standards Institute (ANSI) / Institute of Electrical and Electronics Engineers (IEEE). C95. 1-1992.
- Institute of Electrical and Electronics Engineers (IEEE). C95. 1-1999 Edition.
- International Commission on Non-Ionizing Radiation Protection (ICNIRP) 1998.
- Ministry of Health (Canada). Safety Code 6. Limits of Human Exposure to Radiofrequency Electromagnetic Fields in the Frequency Range from 3 kHz to 300 GHz, 1999.

- Australian Communications Authority Radiocommunications (Electromagnetic Radiation - Human Exposure) Standard 2003.
- ANATEL, Brasil Regulatory Authority, Resolution 303 (July 2, 2002) "Regulation of the limitation of exposure to electrical, magnetic, and electromagnetic fields in the radio frequency range between 9 kHz and 300 GHz." "Attachment to Resolution 303 from July 2, 2002."

**To assure optimal radio product performance and make sure human exposure to radio frequency electromagnetic energy is within the guidelines set forth in the above standards, always adhere to the following procedures:**

## Phone Operation

When placing or receiving a phone call, hold your radio product as you would a wireline telephone. Speak directly into the microphone.

## Two-way Radio Operation

Your radio product has been designed and tested to comply with national and international standards and guidelines regarding human exposure to RF electromagnetic energy, when operated in the two-way mode (at the face, or at the abdomen when using an audio accessory) at usage factors of up to 50% talk/50% listen.

Transmit no more than the rated duty factor of 50% of the time. To transmit (talk), push the Push-To-Talk (PTT) button. To receive calls, release the PTT button. Transmitting 50% of the time or less, is important because this radio generates measurable RF energy only when transmitting (in terms of measuring for standards compliance).

When using your radio product as a traditional two-way radio, **hold the radio product in a vertical position with the microphone one to two inches (2.5 to 5 cm) away from the lips.**



## Body-worn Operation

To maintain compliance with FCC RF exposure guidelines, if you wear a radio product on your body when transmitting, always place the radio product in a **Motorola approved clip, holder, holster, case or body harness for this product**. Use of non-Motorola-approved accessories may exceed FCC RF exposure guidelines. **If you do not use a Motorola approved body-worn accessory and are not using the radio product in the intended use positions along side the head in the phone mode or in front of the face in the two-way radio mode, then ensure the antenna and the radio product are kept the following minimum distances from the body when transmitting:**

- **Phone or Two-way radio mode: one inch (2.5 cm)**
- **Data operation using any data feature with or without an accessory cable: one inch (2.5 cm)**

## Exposure to Radio Frequency (RF) Energy

Your mobile device contains a transmitter and receiver. When it is ON, it receives and transmits RF energy. When you communicate with your mobile device, the system handling your call controls the power level at which your mobile device transmits.

Your Motorola mobile device is designed to comply with local regulatory requirements in your country concerning exposure of human beings to RF energy.

## Operational Precautions

For optimal mobile device performance and to be sure that human exposure to RF energy does not exceed the guidelines set forth in the relevant standards, always follow these instructions and precautions.

### External Antenna Care

If your mobile device has an external antenna, use only a Motorola-supplied or approved replacement antenna. Use of unauthorized antennas, modifications, or attachments could

damage the mobile device and/or may result in your device not complying with local regulatory requirements in your country. DO NOT hold the external antenna when the mobile device is IN USE. Holding the external antenna affects call quality and may cause the mobile device to operate at a higher power level than needed.

## Product Operation

When placing or receiving a phone call, hold your mobile device just like you would a landline phone.

If you wear the mobile device on your body, always place the mobile device in a Motorola-supplied or approved clip, holder, holster, case, or body harness. If you do not use a body-worn accessory supplied or approved by Motorola, keep the mobile device and its antenna at least 2.5 centimeters (1 inch) from your body when transmitting.

When using any data feature of the mobile device, with or without an accessory cable, position the mobile device and its antenna at least 2.5 centimeters (1 inch) from your body.

Using accessories not supplied or approved by Motorola may cause your mobile device to exceed RF energy exposure guidelines. For a list of Motorola-supplied or approved accessories, visit our Web site at [www.motorola.com](http://www.motorola.com).

## RF Energy Interference/Compatibility

Nearly every electronic device is subject to RF energy interference from external sources if inadequately shielded, designed, or otherwise configured for RF energy compatibility. In some circumstances your mobile device may cause interference with other devices.

## Follow Instructions to Avoid Interference Problems

Turn off your mobile device in any location where posted notices instruct you to do so. These locations include hospitals or health care facilities that may be using equipment that is sensitive to external RF energy.

In an aircraft, turn off your mobile device whenever instructed to do so by airline staff. If your mobile device offers an airplane mode or similar feature, consult airline staff about using it in flight.

## Implantable Medical Devices

A minimum separation of six (6) inches should be maintained between a handheld wireless phone and an implantable medical device, such as a pacemaker or implantable cardioverter defibrillator, to avoid potential interference with the device.

Persons who have such devices:

- Should ALWAYS keep the phone more than six (6) inches from their implantable medical device when the phone is turned ON;
- Should not carry the phone in a breast pocket;
- Should use the ear opposite the implantable medical device to minimize the potential for interference;
- Should turn the phone OFF immediately if there is any reason to suspect that the interference is taking place.
- Should read and follow the directions from the manufacturer of the implantable medical device. If you have any questions about using your wireless phone with such a device, consult your health care provider.

For more information, see [www.fcc.cellphones.gov](http://www.fcc.cellphones.gov).

## Driving Precautions

Check the laws and regulations on the use of mobile devices in the area where you drive. Always obey them.

When using your mobile device while driving, please:

- Give full attention to driving and to the road. Using a mobile device may be distracting. Discontinue a call if you can't concentrate on driving.
- Use hands-free operation, if available.
- Pull off the road and park before making or answering a call if driving conditions so require.



Responsible driving practices can be found in the “Smart Practices While Driving” section of this guide and/or at the Motorola Web site: [www.motorola.com/callsmart](http://www.motorola.com/callsmart).

## Automobile Air Bags

Do not place a mobile device in the air bag deployment area.

## Operational Warnings

Obey all posted signs when using mobile devices in public areas, such as health care facilities or blasting areas.

## Potentially Explosive Atmospheres

Areas with potentially explosive atmospheres are often but not always posted, and can include fueling areas such as below decks on boats, fuel or chemical transfer or storage facilities, or areas where the air contains chemicals or particles, such as grain, dust, or metal powders.

When you are in such an area, turn off your mobile device, and do not remove, install, or charge batteries. In such areas, sparks can occur and cause an explosion or fire.

## Damaged Products








If your mobile device or battery has been submerged in water, punctured, or subjected to a severe fall, do not use it until you take it to a Motorola Authorized Service Center. Do not attempt to dry it with an external heat source, such as a microwave oven.

## Batteries and Chargers

If jewelry, keys, beaded chains, or other conductive materials touch exposed battery terminals, this could complete an electrical circuit (short circuit), become very hot, and could cause damage or injury. Be careful when handling a charged battery, particularly when placing it inside a pocket, purse, or other container with metal objects. **Use only Motorola Original batteries and chargers.**

**Caution:** To avoid risk of personal injury, do not dispose of your battery in a fire.

Your battery, charger, or mobile device may contain symbols, defined as follows:

Symbol	Definition
	Important safety information follows.
	Do not dispose of your battery or mobile device in a fire.
	Your battery or mobile device may require recycling in accordance with local laws. Contact your local regulatory authorities for more information.
	Do not throw your battery or mobile device in the trash.
	Your mobile device contains an internal lithium ion battery.
	Do not let your battery, charger, or mobile device get wet.
	Listening at full volume to music or voice through a handset may damage your hearing.

## Choking Hazards

Your mobile device or its accessories may include detachable parts, which may present a choking hazard to small children. Keep your mobile device and its accessories away from small children.

## Glass Parts

Some parts of your mobile device may be made of glass. This glass could break if the product is dropped on a hard surface or

receives a substantial impact. If glass breaks, do not touch or attempt to remove. Stop using your mobile device until the glass is replaced by a qualified service center.

## Seizures/Blackouts

Some people may be susceptible to epileptic seizures or blackouts when exposed to flashing lights, such as when playing video games. These may occur even if a person has never had a previous seizure or blackout.

If you have experienced seizures or blackouts, or if you have a family history of such occurrences, please consult with your physician before playing video games or enabling a flashing-lights feature (if available) on your mobile device.

Discontinue use and consult a physician if any of the following symptoms occur: convulsion, eye or muscle twitching, loss of awareness, involuntary movements, or disorientation. It is always a good idea to hold the screen away from your eyes, leave the lights on in the room, take a 15-minute break every hour, and stop use if you are very tired.

## Caution About High Volume Usage



Listening at full volume to music or voice through a headset may damage your hearing.

## Repetitive Motion

When you repetitively perform actions such as pressing keys or entering finger-written characters, you may experience occasional discomfort in your hands, arms, shoulders, neck, or other parts of your body. If you continue to have discomfort during or after such use, stop use and see a physician.

# FCC Notice To Users

---

Motorola has not approved any changes or modifications to this device by the user. Any changes or modifications could void the user's authority to operate the equipment. See 47 CFR Sec. 15.21.

This device complies with part 15 of the FCC Rules. Operation is subject to the following two conditions: (1) This device may not cause harmful interference, and (2) this device must accept any interference received, including interference that may cause undesired operation. See 47 CFR Sec. 15.19(3).

If your mobile device or accessory has a USB connector, or is otherwise considered a computer peripheral device whereby it can be connected to a computer for purposes of transferring data, then it is considered a Class B device and the following statement applies:

This equipment has been tested and found to comply with the limits for a Class B digital device, pursuant to part 15 of the FCC Rules. These limits are designed to provide reasonable protection against harmful interference in a residential installation. This equipment generates, uses and can radiate radio frequency energy and, if not installed and used in accordance with the instructions, may cause harmful interference to radio communications. However, there is no guarantee that interference will not occur in a particular installation. If this equipment does cause harmful interference to radio or television reception, which can be determined by turning the equipment off and on, the user is encouraged to try to correct the interference by one or more of the following measures:

- Reorient or relocate the receiving antenna.
- Increase the separation between the equipment and the receiver.
- Connect the equipment to an outlet on a circuit different from that to which the receiver is connected.
- Consult the dealer or an experienced radio/TV technician for help.

# Using Your Phone With a Hearing Aid

A number of Sprint phones have been tested for hearing aid compatibility. When some wireless phones are used with certain hearing aids, users may detect a noise which can interfere with the effectiveness of the hearing aid.

Some hearing aids are more “immune” than others to this interference noise, and phones can also vary in the amount of interference noise they may generate. ANSI standard C63.19 was developed to provide a standardized means of measuring both mobile phone and hearing aids to determine usability rating categories for both.

Ratings have been developed for mobile phones to assist hearing aid users find phones that may be compatible with their hearing aid. Not all phones have been rated for compatibility with hearing aids. Phones that have been rated have a label with the rating(s) located on the box, and at [www.motorola.com/iden](http://www.motorola.com/iden).

Your ic902 by Motorola has an M3 rating.

These ratings are not guarantees of compatibility. Results will vary depending on the user’s hearing aid and individual type and degree of hearing loss. If a hearing aid is particularly vulnerable to interference, even a phone with a higher rating may still cause unacceptable noise levels in the hearing aid. Trying out the phone with your hearing aid is the best way to evaluate it for your personal needs.

**“M” Rating:** Phones rated M3 or M4 meet FCC requirements for hearing aid compatibility and are likely to generate less interference to hearing aids than unrated phones. (M4 is the “better” or higher of the two ratings.) On those models with an extendable antenna this rating is determined only with the antenna extended.

**“T” Rating:** Phones rated T3 or T4 meet FCC requirements and are likely to be more usable with a hearing aid’s telecoil (“T Switch” or “Telephone Switch”) than unrated phones. (T4 is the “better” or higher of the two ratings.) On those models with a telecoil mode

setting this rating is determined only with the phone so set. For setting instructions see “Features for the Hearing Impaired” in the section entitled “Advanced Calling Features”. Note that not all hearing aids have telecoils in them.

Hearing aids may also be measured for immunity to interference from wireless phones and may have ratings similar to wireless phones. Ask your hearing healthcare professional for the rating of your hearing aid.

Add the rating of your hearing aid and your phone to determine the estimated usability:

- Any combined rating equal to or greater than six offers excellent use.
- Any combined rating equal to five is considered normal use.
- Any combined rating equal to four is considered usable.

Thus, if you use an M3 phone with a M3 hearing aid you will have a combined rating of six for “excellent use.” This methodology applies equally for T ratings.

Sprint further suggests you experiment with multiple phones (even those not labeled M3/T3 or M4/T4) while in the store to find the one that works best with your hearing aid. Should you experience interference or find the quality of service unsatisfactory after purchasing your phone, promptly return it to the store within 30 days of purchase. With the Sprint 30-day Risk-Free Guarantee, you may return the phone within 30 days of purchase for a full refund.

More information about hearing aid compatibility may be found at: [www.motorola.com/accessibility](http://www.motorola.com/accessibility), [www.fcc.gov](http://www.fcc.gov), [www.fda.gov](http://www.fda.gov), and <http://www.hearingloss.org/learn/cellphonetech.asp>.

# Battery Tips

Battery life depends on the network, signal strength, temperature, features, and accessories you use.

- Always use Motorola Original batteries and chargers. The warranty does not cover damage caused by non-Motorola batteries and/or chargers.
- New batteries or batteries stored for a long time may take more time to charge.
- When charging your battery, keep it near room temperature.
- When storing your battery, keep it uncharged in a cool, dark, dry place.
- Never expose batteries to temperatures below  $-10^{\circ}\text{C}$  ( $14^{\circ}\text{F}$ ) or above  $45^{\circ}\text{C}$  ( $113^{\circ}\text{F}$ ). Always take your phone with you when you leave your vehicle.
- It is normal for batteries to gradually wear down and require longer charging times. If you notice a change in your battery life, it is probably time to purchase a new battery.



Contact your local recycling center for proper battery disposal.

**Warning:** Never dispose of batteries in a fire because they may explode.

## Specific Absorption Rate Data

---

**This model wireless phone meets the government's requirements for exposure to radio waves.**

Your wireless phone is a radio transmitter and receiver. It is designed and manufactured not to exceed limits for exposure to radio frequency (RF) energy set by the Federal Communications Commission (FCC) of the U.S. Government and by the Canadian regulatory authorities. These limits are part of comprehensive guidelines and establish permitted levels of RF energy for the general population. The guidelines are based on standards that were developed by independent scientific organizations through periodic and thorough evaluation of scientific studies. The standards include a substantial safety margin designed to assure the safety of all persons, regardless of age or health.

The exposure standard for wireless mobile phones employs a unit of measurement known as the Specific Absorption Rate, or SAR. The SAR limit set by the FCC and by the Canadian regulatory authorities is 1.6 W/kg.<sup>1</sup> Tests for SAR are conducted using standard operating positions accepted by the FCC and by Industry Canada with the phone transmitting at its highest certified power level in all tested frequency bands. Although the SAR is determined at the highest certified power level, the actual SAR level of the phone while operating can be well below the maximum value. This is because the phone is designed to operate at multiple power levels so as to use only the power required to reach the network. In general, the closer you are to a wireless base station, the lower the power output.

Before a phone model is available for sale to the public in the U.S. and Canada, it must be tested and certified to the FCC and Industry Canada that it does not exceed the limit established by

1. In the United States and Canada, the SAR limit for mobile phones used by the public is 1.6 watts/kg (W/kg) averaged over one gram of tissue. The standard incorporates a substantial margin of safety to give additional protection for the public and to account for any variations in measurements.



each government for safe exposure. The tests are performed in positions and locations (e.g., at the ear and worn on the body) reported to the FCC and available for review by Industry Canada. The highest SAR value for this model phone when tested for use at the ear is 1.53 W/kg, and when worn on the body, as described in this user guide, is 1.41 W/kg. (Body-worn measurements differ among phone models, depending upon available accessories and regulatory requirements).<sup>1</sup>

While there may be differences between the SAR levels of various phones and at various positions, they all meet the governmental requirements for safe exposure. Please note that improvements to this product model could cause differences in the SAR value for later products; in all cases, products are designed to be within the guidelines.

Additional information on Specific Absorption Rates (SAR) can be found on the Cellular Telecommunications & Internet Association (CTIA) Web site:

<http://www.phonefacts.net>

or the Canadian Wireless Telecommunications Association (CWTA) Web site:

<http://www.cwta.ca>

1. The SAR information reported to the FCC includes the FCC-accepted Motorola testing protocol, assessment procedure, and measurement uncertainty range for this product.

# Information From the World Health Organization

---

WHO Information Present scientific information does not indicate the need for any special precautions for the use of mobile phones. If you are concerned, you may want to limit your own or your children's RF exposure by limiting the length of calls or by using hands-free devices to keep mobile phones away from your head and body.

Source: WHO Fact Sheet 193

Further information: <http://www.who.int./peh-emf>

## Product Registration

---

Online Product Registration:  
<http://www.motorola.com/warranty>

Product registration is an important step toward enjoying your new Motorola product. Registering helps us facilitate warranty service, and permits us to contact you should your product require an update or other service. Registration is for U.S. residents only and is not required for warranty coverage.

Please retain your original dated sales receipt for your records. For warranty service of your Motorola Personal Communications Product you will need to provide a copy of your dated sales receipt to confirm warranty status.

Thank you for choosing a Motorola product.

## Owner's Record

---

The model number, regulatory number and serial number are located on a nameplate inside the battery compartment. Record the serial number in the space provided below. This will be helpful if you need to contact us about your phone in the future.

Model: **ic902** by Motorola

Serial No.:

## Phone Guide Proprietary Notice

---

CDMA Technology is licensed by QUALCOMM Incorporated under one or more of the following patents:

4,901,307 5,109,390 5,267,262 5,416,797

5,506,865 5,544,196 5,657,420 5,101,501

5,267,261 5,414,796 5,504,773 5,535,239

5,600,754 5,778,338 5,228,054 5,337,338

5,710,784 5,056,109 5,568,483 5,659,569

5,490,165 5,511,073

## Export Law Assurances

---

This product is controlled under the export regulations of the United States of America and Canada. The Governments of the United States of America and Canada may restrict the exportation or re-exportation of this product to certain destinations. For further information contact the U.S. Department of Commerce or the Canadian Department of Foreign Affairs and International Trade.

## Wireless: The New Recyclable

---

Your wireless phone can be recycled. Recycling your wireless phone reduces the amount of waste disposed in landfills and allows recycled materials to be incorporated into new products.

The Cellular Telecommunications Industry Association (CTIA) and its members encourage consumers to recycle their phones and have taken steps to promote the collection and environmentally sound recycling of end-of-life wireless devices.

As a wireless phone user, you have an important role in ensuring that this phone is recycled properly. When it comes time to give this phone up or trade it in for a new one, please remember that the phone, the charger, and many of its accessories can be recycled. It's easy. To learn more about CTIA's Recycling Program for Used Wireless Devices, please visit <http://www.ctia.org/content/index.cfm/AID/10131>.

FINAL DRAFT  
2-18-2007

# Smart Practices While Driving

---

## Drive Safe, Call Smart<sup>SM</sup>

Check the laws and regulations on the use of mobile devices and their accessories in the areas where you drive. Always obey them. The use of these devices may be prohibited or restricted in certain areas.

Contact [www.motorola.com/callsmart](http://www.motorola.com/callsmart) for more information.

Your mobile device lets you communicate by voice and data—almost anywhere, anytime, wherever wireless service is available and safe conditions allow. When driving a car, driving is your first responsibility. If you choose to use your mobile device while driving, remember the following tips:

- **Get to know your Motorola mobile device and its features such as speed dial and redial.** If available, these features help you to place your call without taking your attention off the road.
- **When available, use a handsfree device.** If possible, add an additional layer of convenience to your mobile device with one of the many Motorola Original™ handsfree accessories available today.
- **Position your mobile device within easy reach.** Be able to access your mobile device without removing your eyes from the road. If you receive an incoming call at an inconvenient time, if possible, let your voicemail answer it for you.
- **Let the person you are speaking with know you are driving; if necessary, suspend the call in heavy traffic or hazardous weather conditions.** Rain, sleet, snow, ice, and even heavy traffic can be hazardous.
- **Do not take notes or look up phone numbers while driving.** Jotting down a “to do” list or going through your address book takes attention away from your primary responsibility—driving safely.
- **Dial sensibly and assess the traffic; if possible, place calls when your car is not moving or before pulling into traffic.** If you must make a call while moving, dial only a few numbers, check the road and your mirrors, then continue.

- **Do not engage in stressful or emotional conversations that may be distracting.** Make people you are talking with aware you are driving and suspend conversations that can divert your attention away from the road.
- **Use your mobile device to call for help.** Dial 911 or other local emergency number in the case of fire, traffic accident, or medical emergencies.

**If this equipment does cause harmful interference to radio or television reception, which can be determined by turning the equipment off and on, the user is encouraged to try to correct the interference by one or more of the following measures:**

- Reorient or relocate the receiving antenna.
- Increase the separation between the equipment and receiver.
- Connect the equipment into an outlet on a circuit different from that to which the receiver is connected.
- Consult the dealer or an experienced radio/TV technician for help.

FINAL DRAFT  
2-18-2007

# Declaration of Conformity

---

Per FCC CFR 47 Part 2 Section 2.1077(a)



Responsible Party Name: Motorola, Inc.

Address: 8000 West Sunrise Boulevard  
Plantation, FL 33322 USA

Phone Number: 1 (800) 453-0920

Hereby declares that the product:

Product Name: ic902

Model Number: H93ZAH9JR7AN

Conforms to the following regulations:

FCC Part 15, subpart B, section 15.107(a), 15.107(d) and section 15.109(a)

Class B Digital Device

As a personal computer peripheral, this device complies with Part 15 of the FCC Rules. Operation is subject to the following two conditions: (1) this device may not cause harmful interference, and (2) this device must accept any interference received, including interference that may cause undesired operation.

<b>Note:</b>	This equipment has been tested and found to comply with the limits for a Class B digital device, pursuant to part 15 of the FCC Rules. These limits are designed to provide reasonable protection against harmful interference in a residential installation. This equipment generates, uses and can radiate radio frequency energy and, if not installed and used in accordance with the instructions, may cause harmful interference to radio communications. However, there is no guarantee that interference will not occur in a particular installation.
--------------	---

Per FCC Rule Part 15.21, changes or modifications not expressly approved by Motorola could void the user's authority to operate this product.

**If this equipment does cause harmful interference to radio or television reception, which can be determined by turning the equipment off and on, the user is encouraged to try to correct the interference by one or more of the following measures:**

- Reorient or relocate the receiving antenna.
- Increase the separation between the equipment and receiver.
- Connect the equipment into an outlet on a circuit different from that to which the receiver is connected.
- Consult the dealer or an experienced radio/TV technician for help.



## California Perchlorate Label

---

Some mobile phones use an internal, permanent backup battery on the printed circuit board that may contain very small amounts of perchlorate. In such cases, California law requires the following label:

“Perchlorate Material - special handling may apply. See [www.dtsc.ca.gov/hazardouswaste/perchlorate](http://www.dtsc.ca.gov/hazardouswaste/perchlorate).”

There is no special handling required by consumer.

FINAL DRAFT  
2-18-2007