

PERSONALIZE

add your personal touch

PROFILES

Customize ringtones, alerts, and volumes for each profile.

Find it: Menu >  **User profiles**

You can select these profiles:


Profiles	
General	Standard profile default setting.
Silent	Ringtone is off, vibrate is off.
Outdoor	Ringtone and key tone volume are set to maximum.
Indoor	Ringtone is on, vibrate is off.
Vibration	Vibrate is on.
Headset	Adjust profile settings for when a wired headset is plugged into your phone.
Bluetooth	Adjust profile settings for when a Bluetooth™ headset is connected to your phone.

To **change** a profile's settings, press **Options** > **Customize**. You can adjust these settings:

Settings

Tone settings	Set ringtones for incoming calls, messages, key tones, and other events.
Volume	Set the volume for ringtones and key tones.
Alert type	Set to Ring only , Vib. only , Vib. and ring , Vib. then ring , or Silent .
Ring type	Set to Single , Repeat , or Ascending .
Extra tone	Play an extra tone for Warning , Error , Camp on , and Connect .
Answer options	Set to answer calls by pressing any key.

DISPLAY SETTINGS

To set display options such as wallpaper and home screen appearance, press **Menu** >  **Settings** > **Phone settings** > **Display**.

DATE & TIME

Set date, time, time zone, and formats:

Find it: **Menu** >  **Settings** > **Phone settings** > **Time and date**

LANGUAGE

Set menu language:

Find it: **Menu** >  **Settings** > **Phone settings** > **Language**

January 12, 2012

MANAGE YOUR LIFE

stay on top of things

CALENDAR

Find it: Menu >  **Tools** > **Calendar**

To view your calendar in different ways, press **Options** > **Jump to date** or **Go to weekly view**.

ADD CALENDAR EVENTS

From any calendar view, press **Options** > **Add event** > **Reminder**, **Meeting** or **Course**. Enter event details and press **Options** > **Done** > **Yes**.

EDIT CALENDAR EVENTS

To edit an event, press **Options** > **View** > **Options** > **Edit**. Edit event details, then when you're done, press **Done** > **Yes**.



TASKS

Find it: Menu >  **Tools** > **Tasks**

To add a task, press **Add** > **Date**, **Call**, or **Anniversary**.

ALARM

Find it: Menu >  **Tools > Alarm**

To turn on an alarm, highlight it and press , scroll to **On** and press .

When an alarm sounds, press **Stop** to turn it off or **Snooze** to delay.

To set a snooze period, highlight the alarm, then press **Edit > Snooze (min)**.

To set FM radio as your alarm, highlight the alarm, then press **Edit > Alarm tone > FM radio**.

CALCULATOR & CURRENCY CONVERTOR

Find it: Menu >  **Tools > Calculator** or **Currency convertor**

January 12, 2012

FILE MANAGER

Find it: Menu >  **File manager**

Select **Phone** or **Memory card**, then select **Open** to view your folders. Press **Options** to **Open**, create **New folder**, **Rename**, **Delete**, and more.

AIRPLANE MODE

Use airplane mode to turn off all your wireless connections—useful when flying.

Find it: Menu > ⚙ Settings > Phone settings > Flight mode

Note: When you select airplane mode, all wireless services are disabled. You can then turn Wi-Fi and/or Bluetooth back on, if permitted by your airline. Other wireless voice and data services (such as calls and text messages) remain off in airplane mode. Emergency calls to your region's emergency number can still be made.

January 12, 2012

WI-FI

get on your home network

TURN WI-FI ON OR OFF

Find it: Menu > ⚙️ **Settings** > **Connectivity** > **WiFi**

Highlight the network you want and press **Connect**.

Note: If prompted to turn on WLAN, select **Yes**.

To disconnect, highlight the network and press **Options** > **Disconnect**.

Note: An open network does not require you to enter a password or other settings when you connect to it. An secure network requires you to enter password and other settings you get from the Wi-Fi service provider. Some locations provide an open network but charge a fee to use it. You may need to register with the Wi-Fi service provider in advance. If you can't connect, contact your Wi-Fi service provider.


BLUETOOTH™ WIRELESS

lose the wires and go wireless

Note: Using a mobile device or accessory while driving may cause distraction and may be illegal. Always obey the laws and drive safely.

TURN BLUETOOTH POWER ON OR OFF


Find it: Menu > ⚙️ **Settings** > **Connectivity** > **Bluetooth** > **Power**

When Bluetooth power is on, the Bluetooth indicator  appears in the status bar at the top of the home screen.


Note: To extend battery life, turn off Bluetooth power when not in use.

CONNECT NEW DEVICES

To connect with a new device, you need to pair with it. You only need to do this once for each device—to connect again, see “**RECONNECT DEVICES**” on page 38.

- 1 Make sure the device you are pairing with is in discoverable mode (see device instructions).
- 2 Press  > ⚙️ **Settings** > **Connectivity** > **Bluetooth** > **My device** > **Search new device**.

Note: If Bluetooth power is not turned on, your phone will ask if you want to **Power on Bluetooth first?** Press **Yes**.

- 3 Your phone lists the devices it finds within range. Highlight a device and press  to connect.
- 4 If necessary, enter the device passkey (like **0000**) to connect to the device.

Tip: For specific information about a device, check the instructions that came with it. For more Bluetooth support, go to www.motorola.com/Bluetoothsupport.

For maximum Bluetooth security, always connect Bluetooth devices in a safe, private environment.

Note: Using a mobile device or accessory while driving may cause distraction and may be illegal. Always obey the laws and drive safely.

RECONNECT DEVICES

To **automatically reconnect** your phone with a paired device, simply turn on the device.

To **manually reconnect** your phone with a paired device, select the device name in the **My device** list.

DISCONNECT DEVICES

To **automatically disconnect** your phone from a paired device, simply turn off the device.

To **manually disconnect** your phone from a paired device, select the device name in the **My device** list.


MEMORY CARD & FILE TRANSFER

load music, photos, and more on your phone

MICROSD MEMORY CARD

To **format** your memory card, press **Menu**
>  **File manager** > **Memory card** > **Format**.

Warning: When you format a memory card, all data on the card is deleted.

To **see files** stored on your memory card, press **Menu**
>  **File manager** > **Memory card** > **Open**.

To **copy** or **move** a file from your phone to your memory card:

5 Press **Menu** >  **File manager** > **Phone** > **Open**.

6 Select the file, then select **Copy** or **Move**.

7 Select **Memory card** > **Open**.

8 Scroll to the destination folder and press **Options**
> **Select**.

USB DRAG & DROP

Note: This feature requires an optional accessory.

You can drag & drop your pictures, videos, music, and more from your computer to your phone's memory card.

Note: Copyright—do you have the right? Always follow the rules. See “Content Copyright” in your legal and safety information.

Note: When your phone is connected to a computer, it cannot be used for anything else, including making emergency calls. To restore the phone to normal use, disconnect it from the computer.

9 With a memory card inserted and your phone showing the home screen, connect a Motorola micro USB data cable from your phone's micro USB port to a USB port on your computer.



10 Your phone shows a **USB config** dialog. Scroll to **Mass storage** and press **OK**. You can't use the files on your memory card while it is connected.

11 On your computer, use the "My Computer" window to find "Removable Disk."

12 Click on the "Removable Disk" icon to access the memory card.

13 Drag & drop files between your computer and memory card folders.

14 When you're done, use the "Safely Remove Hardware" feature to finish.

SECURITY

help keep your phone safe

CODES & PASSWORDS

Your SIM card **PIN** code is originally set to **1234**. If your service provider didn't change the PIN code, you should change it.

Find it: Menu > ⚙️ **Settings** > **Security settings**
> **Change password**

If you forget your SIM card PIN code: If you forget your PIN code, try entering **1234**. If that doesn't work, contact your service provider.


LOCK YOUR SIM

You can lock your SIM card to keep others from using it. You'll need to enter your SIM card PIN code to lock or unlock the SIM card.


Find it: Menu > ⚙️ **Settings** > **Security settings**
> **SIM lock**

LOCK KEYPAD

You can lock your phone's keypad and keys to prevent unwanted phone operations.

Find it: Menu >  **Settings** > **Security settings**
> **Auto keypad lock** > **None, 5 sec, 30 sec, 1 min, or 5 min**

Your phone automatically locks the keypad and keys when no activity is detected for the specified interval.

To **unlock** the keypad and keys, press **Unlock** then Space .

January 12, 2012

TROUBLESHOOTING

we're here to help

CRASH RECOVERY

In the unlikely event that your phone stops responding to key presses, try a quick reset. Remove the back cover and battery (“**ASSEMBLE & CHARGE**” on page 5), then replace and turn on your phone as usual.

RESET

Reset default factory settings on your phone.

Caution: This option erases all information you have entered (including contacts and calendar entries) and content you have downloaded (including pictures, videos, and music files) stored in your phone's memory. After you erase the information, you can't recover it. This option does not delete SIM card or memory card information.

Find it: Menu >  **Settings**
> **Restore factory settings**, then enter **1234**

SERVICE & REPAIRS

If you have questions or need assistance, we're here to help.

Go to www.motorola.com/support, where you can select from a number of customer care options. You can also contact the Motorola Customer Support Center at 0800 666 8676 (Argentina), 800-201-442 (Chile), 01-800-700-1504 (Colombia), 01 800 021 0000 (México), 0800-100-4289 (Venezuela), or 0-800-52-470 (Perú).

January 12, 2012

Battery Use & Safety

The following battery use and safety information applies to all Motorola mobile devices. If your mobile device uses a non-removable main battery (as stated in your product information), details related to handling and replacing your battery should be disregarded—the battery should only be replaced by a Motorola-approved service facility, and any attempt to remove or replace your battery may damage the product.

Important: Handle and store batteries properly to avoid injury or damage. Most battery safety issues arise from improper handling of batteries, and particularly from the continued use of damaged batteries.

DON'Ts

- **Don't disassemble, crush, puncture, shred, or otherwise attempt to change the form of your battery.**
- **Don't use tools, sharp objects, or excessive force to insert or remove the battery as this can damage the battery.**
- **Don't let the mobile device or battery come in contact with liquids.*** Liquids can get into the mobile device's circuits, leading to corrosion.
- **Don't allow the battery to touch metal objects.** If metal objects, such as jewelry, stay in prolonged contact with the battery contact points, the battery could become very hot.
- **Don't place your mobile device or battery near a heat source.*** High temperatures can cause the battery to swell, leak, or malfunction.
- **Don't dry a wet or damp battery with an appliance or heat source,** such as a hair dryer or microwave oven.

DOs

- **Do avoid leaving your mobile device in your car in high temperatures.***
- **Do avoid dropping the mobile device or battery.*** Dropping these items, especially on a hard surface, can potentially cause damage.*
- **Do contact your service provider or Motorola if your mobile device or battery has been damaged in any of the ways listed here.**

* **Note:** Always make sure that any battery, connector and compartment covers are closed and secure to avoid direct exposure of the battery to any of these conditions, even if your product information states that your **mobile device** can resist damage from these conditions.

Important: Motorola recommends you always use Motorola-branded batteries and chargers for quality assurance and safeguards. Motorola's warranty does not cover damage to the mobile device caused by non-Motorola batteries and/or chargers. To help you identify authentic Motorola batteries from non-original or counterfeit batteries (that may not have adequate safety protection), Motorola provides holograms on its batteries. You should confirm that any battery you purchase has a "Motorola Original" hologram.

If you see a message on your display such as **Invalid Battery** or **Unable to Charge**, take the following steps:

- Remove the battery and inspect it to confirm that it has a "Motorola Original" hologram;
- If there is no hologram, the battery is not a Motorola battery;
- If there is a hologram, replace the battery and try charging it again;
- If the message remains, contact a Motorola authorized service center.

Warning: Use of a non-Motorola battery or charger may present a risk of fire, explosion, leakage, or other hazard.

Proper and safe battery disposal and recycling: Proper battery disposal is not only important for safety, it benefits the environment. You can recycle your used batteries in many retail or service provider locations. Additional information on proper disposal and recycling can be found at www.motorola.com/recycling

Disposal: Promptly dispose of used batteries in accordance with local regulations. Contact your local recycling center or national recycling organizations for more information on how to dispose of batteries.



Warning: Never dispose of batteries in a fire because they may explode.

Battery Charging

Notes for charging your product's battery:

- During charging, keep your battery and charger near room temperature for efficient battery charging.
- New batteries are not fully charged.
- New batteries or batteries stored for a long time may take more time to charge.
- Motorola batteries and charging systems have circuitry that protects the battery from damage from overcharging.

Third Party Accessories

Use of third party accessories, including but not limited to batteries, chargers, headsets, covers, cases, screen protectors and memory cards, may impact your mobile device's performance. In some circumstances, third party accessories can be dangerous and may void

your mobile device's warranty. For a list of Motorola accessories, visit www.motorola.com/products

Driving Precautions

Responsible and safe driving is your primary responsibility when behind the wheel of a vehicle. Using a mobile device or accessory for a call or other application while driving may cause distraction, and may be prohibited or restricted in certain areas—always obey the laws and regulations on the use of these products.

While driving, NEVER:

- Type, read, enter or review texts, emails, or any other written data.
- Surf the web.
- Input navigation information.
- Perform any other functions that divert your attention from driving.

While driving, ALWAYS:

- Keep your eyes on the road.
- Use a handsfree device if available or required by law in your area.
- Enter destination information into a navigation device **before** driving.
- Use voice activated features (such as voice dial) and speaking features (such as audible directions), if available.
- Obey all local laws and regulations for the use of mobile devices and accessories in the vehicle.
- End your call or other task if you cannot concentrate on driving.

Remember to follow the “Smart Practices While Driving” at www.motorola.com/callsmart (in English only).

Seizures, Blackouts & Eyestrain

To reduce eyestrain and avoid headaches, it is always a good idea to hold the screen a comfortable distance from your eyes, use in a well-lit area, and take frequent breaks. Some people may be susceptible to seizures or blackouts (even if they have never had one before) when exposed to flashing lights or light patterns, such as when playing video games, or watching videos with flashing-light effects.

Discontinue use and consult a physician if any of the following symptoms occur: seizures, blackout, convulsion, eye or muscle twitching, loss of awareness, or disorientation.

If you or someone in your family has experienced seizures or blackouts, please consult with your physician before using an application that produces flashing-light effects on your mobile device.

Caution About High Volume Usage

Warning: Exposure to loud noise from any source for extended periods of time may affect your hearing. The louder the volume sound level, the less time is required before your hearing could be affected. To protect your hearing:

- Limit the amount of time you use headsets or headphones at high volume.
- Avoid turning up the volume to block out noisy surroundings.
- Turn the volume down if you can't hear people speaking near you.

If you experience hearing discomfort, including the sensation of pressure or fullness in your ears, ringing in your ears, or muffled speech, you should stop listening to the device through your headset or headphones and have your hearing checked.

For more information about hearing, see our website at

direct.motorola.com/hellomoto/nss/AcousticSafety.asp (in English only).

Repetitive Motion

When you repetitively perform actions such as pressing keys or entering finger-written characters, you may experience occasional discomfort in your hands, arms, shoulders, neck, or other parts of your body. If you continue to have discomfort during or after such use, stop use and see a physician.

January 12, 2012

Children

Keep your mobile device and its accessories away from small children. These products are not toys and may be hazardous to small children. For example:

- A choking hazard may exist for small, detachable parts.
- Improper use could result in loud sounds, possibly causing hearing injury.
- Improperly handled batteries could overheat and cause a burn.

Supervise access for older children. Similar to a computer, if an older child does use your mobile device, you may want to monitor their access to help prevent:

- Exposure to inappropriate apps or content.
- Improper use of apps or content.
- Loss of data.

Glass Parts

Some parts of your mobile device may be made of glass. This glass could break if the product receives a substantial impact. If glass breaks, do not touch or attempt to remove. Stop using your mobile device until the glass is replaced by a qualified service center.

Operational Warnings

Obey all posted signs when using mobile devices in public areas.








Potentially Explosive Areas

Potentially explosive areas are often, but not always, posted and can include blasting areas, fueling stations, fueling areas (such as below decks on boats), fuel or chemical transfer or storage facilities, or areas where the air contains chemicals or particles, such as grain dust, or metal powders.

When you are in such an area, turn off your mobile device, and do not remove, install, or charge batteries, unless it is a radio product type especially qualified for use in such areas and certified as "Intrinsically Safe" (for example, Factory Mutual, CSA, or UL approved). In such areas, sparks can occur and cause an explosion or fire.

Symbol Key

Your battery, charger, or mobile device may contain symbols, defined as follows:

Symbol	Definition
	Important safety information follows. <small>January 12, 2012</small>
	Do not dispose of your battery or mobile device in a fire.
 	Your battery or mobile device may require recycling in accordance with local laws. Contact your local regulatory authorities for more information.
 	Do not dispose of your battery or mobile device with your household waste. See "Recycling" for more information.
	Do not use tools.

Symbol	Definition
	For indoor use only.

Radio Frequency (RF) Energy

Exposure to RF Energy

Your mobile device contains a transmitter and receiver. When it is ON, it receives and transmits RF energy. When you communicate with your mobile device, the system handling your call controls the power level at which your mobile device transmits.

Your mobile device is designed to comply with local regulatory requirements in your country concerning exposure of human beings to RF energy.

RF Energy Operational Precautions

For optimal mobile device performance, and to be sure that human exposure to RF energy does not exceed the guidelines set forth in the relevant standards, always follow these instructions and precautions:

- When placing or receiving a phone call, hold your mobile device just like you would a landline phone.
- If you wear the mobile device on your body, always place the mobile device in a Motorola-supplied or approved accessory (e.g. clip, holder, holster, case or arm band). If you do not use a body-worn accessory supplied or approved by Motorola, ensure that whatever product is used is free of any metal and that it positions the mobile device at least 2.5 cm (1 inch) away from the body.
- Using accessories not supplied or approved by Motorola may cause your mobile device to exceed RF energy exposure guidelines. For a list of Motorola-supplied or approved accessories, visit our website at: www.motorola.com.

RF Energy Interference/Compatibility

Nearly every electronic device is subject to RF energy interference from external sources if inadequately shielded, designed, or otherwise configured for RF energy compatibility. In some circumstances, your mobile device may cause interference with other devices.

Follow Instructions to Avoid Interference Problems

Turn off your mobile device in any location where posted notices instruct you to do so, such as hospitals or health care facilities.

In an aircraft, turn off your mobile device whenever instructed to do so by airline staff. If your mobile device offers an airplane mode or similar feature, consult airline staff about using it in flight.

Medical Devices

If you have a medical device, including an implantable medical device such as a pacemaker or defibrillator, consult your healthcare provider and the device manufacturer's directions before using this mobile device.

Persons with implantable medical devices should observe the following precautions:

- ALWAYS keep the mobile device more than 20 centimeters (8 inches) from the implantable medical device when the mobile device is turned ON.
- DO NOT carry the mobile device in the breast pocket.
- Use the ear opposite the implantable medical device to minimize the potential for interference.
- Turn OFF the mobile device immediately if you have any reason to suspect that interference is taking place.

Regulatory Information 2012

Your Motorola mobile device is designed to comply with national and international regulatory requirements. For full compliance statements and details, please refer to the regulatory information in your printed product guide.

Specific Absorption Rate (FCC & IC)

YOUR MOBILE DEVICE MEETS FCC AND IC LIMITS FOR EXPOSURE TO RADIO WAVES.

Your mobile device is a radio transmitter and receiver. It is designed not to exceed the limits for exposure to radio waves (radio frequency electromagnetic fields) adopted by the Federal Communications Commission (FCC) and Industry Canada (IC). These limits include a substantial safety margin designed to assure the safety of all persons, regardless of age and health.

The radio wave exposure guidelines use a unit of measurement known as the Specific Absorption Rate, or SAR. The SAR limit for mobile devices is 1.6 W/kg.

Tests for SAR are conducted using standard operating positions with the device transmitting at its highest certified power level in all tested frequency bands. The highest SAR values under the FCC and IC guidelines for your device model are listed below:

Head SAR	GSM 1900, Wi-Fi, Bluetooth	1.25 W/kg
Body-worn SAR	GSM 1900, Wi-Fi, Bluetooth	0.776 W/kg

During use, the actual SAR values for your device are usually well below the values stated. This is because, for purposes of system efficiency and to minimize interference on the network, the operating power of your mobile device is automatically decreased when full power is not needed for the call. The lower the power output of the device, the lower its SAR value.

If you are interested in further reducing your RF exposure then you can easily do so by limiting your usage or simply using a hands-free kit to keep the device away from the head and body. Additional information can be found at www.motorola.com/rfhealth.

Specific Absorption Rate (ICNIRP)

YOUR MOBILE DEVICE MEETS INTERNATIONAL GUIDELINES FOR EXPOSURE TO RADIO WAVES.

Your mobile device is a radio transmitter and receiver. It is designed not to exceed the limits for exposure to radio waves (radio frequency electromagnetic fields) recommended by international guidelines. The guidelines were developed by an independent scientific organization (ICNIRP) and include a substantial safety margin designed to assure the safety of all persons, regardless of age and health.

The radio wave exposure guidelines use a unit of measurement known as the Specific Absorption Rate, or SAR. The SAR limit for mobile devices is 2 W/kg.

Tests for SAR are conducted using standard operating positions with the device transmitting at its highest certified power level in all tested frequency bands. The highest SAR values under the ICNIRP guidelines for your device model are listed below:

Head SAR	GSM 1900 + Wi-Fi + Bluetooth	0.745 W/kg
Body-worn SAR	GSM 1900 + Wi-Fi + Bluetooth	0.75 W/kg

During use, the actual SAR values for your device are usually well below the values stated. This is because, for purposes of system efficiency and to minimize interference on the network, the operating power of your mobile device is automatically decreased when full power is not needed for the call. The lower the power output of the device, the lower its SAR value.

If you are interested in further reducing your RF exposure then you can easily do so by limiting your usage or simply using a hands-free kit to keep the device away from the head and body. Additional information can be found at www.motorola.com/rfhealth.

European Union Directives Conformance Statement

The following CE compliance information is applicable to Motorola mobile devices that carry one of the following CE marks:

CE 0168

CE 0168 

[Only Indoor Use Allowed In France
for Bluetooth and/or Wi-Fi]

January 12, 2012

Hereby, Motorola declares that this product is in compliance with:

- The essential requirements and other relevant provisions of Directive 1999/5/EC
- All other relevant EU Directives

For products that support Wi-Fi 802.11a (as defined in your product information): This device is restricted to indoor use when operating in the 5.15 to 5.25 GHz (802.11a) Wi-Fi frequency band.

The following gives an example of a typical Product Approval Number:

IMEI: 350034/40/394721/9

CE 0168

Type: MC2-41H14

Product
Approval
Number

You can view your product's Declaration of Conformity (DoC) to Directive 1999/5/EC (to R&TTE Directive) at www.motorola.com/rtte (in English only). To find your DoC, enter the Product Approval Number from your product's label in the "Search" bar on the website.

FCC Notice to Users

The following statement applies to all products that bear the FCC logo on the product label.

This equipment has been tested and found to comply with the limits for a Class B digital device, pursuant to part 15 of the FCC Rules. See 47 CFR Sec. 15.105(b). These limits are designed to provide reasonable protection against harmful interference in a residential installation. This equipment generates, uses and can radiate radio frequency energy and, if not installed and used in accordance with the instructions, may cause harmful interference to radio communications. However, there is no guarantee that interference will not occur in a particular installation. If this equipment does cause harmful interference to radio or television reception, which can be determined by turning the equipment off and on, the user is encouraged to try to correct the interference by one or more of the following measures:

- Reorient or relocate the receiving antenna.
- Increase the separation between the equipment and the receiver.
- Connect the equipment to an outlet on a circuit different from that to which the receiver is connected.
- Consult the dealer or an experienced radio/TV technician for help.

This device complies with part 15 of the FCC Rules. Operation is subject to the following two conditions: (1) This device may not cause harmful interference, and (2) this device must accept any interference received, including interference that may cause undesired operation. See 47 CFR Sec. 15.19(a)(3).

Motorola has not approved any changes or modifications to this device by the user. Any changes or modifications could void the user's authority to operate the equipment. See 47 CFR Sec. 15.21.

For products that support Wi-Fi 802.11a (as defined in your product information): This device is restricted to indoor use when operating in the 5.15 to 5.25 GHz (802.11a) Wi-Fi frequency band.

Software Notices

Warning against unlocking the bootloader or altering a product's operating system software: Motorola strongly recommends against altering a product's operating system, which includes unlocking the bootloader, rooting a device or running any operating software other than the approved versions issued by Motorola and its partners. Such alterations may

permanently damage your product, cause your product to be unsafe and/or cause your product to malfunction. In such cases, neither the product nor any damage resulting therefrom will be covered by warranty.

Important FCC information: You must not make or enable any changes to the product that will impact its FCC grant of equipment authorization. The FCC grant is based on the product's emission, modulation, and transmission characteristics, including: power levels, operating frequencies and bandwidths, SAR levels, duty-cycle, transmission modes (e.g., CDMA, GSM), and intended method of using the product (e.g., how the product is held or used in proximity to the body). A change to any of these factors will invalidate the FCC grant. It is illegal to operate a transmitting product without a valid grant.

Location Services

The following information is applicable to Motorola mobile devices that provide location based functionality. Location sources can include GPS, AGPS and Wi-Fi.

Your mobile device can use *Global Positioning System* (GPS) signals for location-based applications. GPS uses satellites controlled by the U.S. government that are subject to changes implemented in accordance with the Department of Defense policy and the Federal Radio Navigation Plan. These changes may affect the performance of location technology on your mobile device.

Your mobile device can also use *Assisted Global Positioning System* (AGPS), which obtains information from the cellular network to improve GPS performance. AGPS uses your wireless service provider's network and therefore airtime, data charges, and/or additional charges may apply in accordance with your service plan. Contact your wireless service provider for details.

Your mobile device can also use *Wi-Fi* signals to determine your approximate location, using information from known and available Wi-Fi networks.

Your Location

Location-based information includes information that can be used to determine the approximate location of a mobile device. Mobile devices which are connected to a wireless network transmit location-based information. Devices enabled with location technology also transmit location-based information. Additionally, if you use applications that require location-based information (e.g. driving directions), such applications transmit location-based information. This location-based information may be shared with third parties, including your wireless service provider, applications providers, Motorola, and other third parties providing services.

Emergency Calls

When you make an emergency call, the cellular network may activate the AGPS technology in your mobile device to tell the emergency responders your approximate location.

AGPS has limitations and **might not work in your area**. Therefore:

- Always tell the emergency responder your location to the best of your ability; and
- Remain on the phone for as long as the emergency responder instructs you.

Navigation

The following information is applicable to Motorola mobile devices that provide navigation features.

When using navigation features, note that mapping information, directions and other navigational data may contain inaccurate or incomplete data. In some countries, complete information may not be available. Therefore, you should visually confirm that the navigational instructions are consistent with what you see. All drivers should pay attention to road conditions, closures, traffic, and all other factors that may impact driving. Always obey posted road signs.

Privacy & Data Security

Motorola understands that privacy and data security are important to everyone. Because some features of your mobile device may affect your privacy or data security, please follow these recommendations to enhance protection of your information:

- **Monitor access**—Keep your mobile device with you and do not leave it where others may have unmonitored access. Use your device's security and lock features, where available.
- **Keep software up to date**—If Motorola or a software/application vendor releases a patch or software fix for your mobile device that updates the device's security, install it as soon as possible.
- **Secure Personal Information**—Your mobile device can store personal information in various locations including your SIM card, memory card, and phone memory. Be sure to remove or clear all personal information before you recycle, return, or give away your device. You can also backup your personal data to transfer to a new device.
Note: For information on how to backup or wipe data from your mobile device, go to www.motorola.com/support
- **Online accounts**—Some mobile devices provide a Motorola online account (such as MOTOBLUR). Go to your account for information on how to manage the account, and how to use security features such as remote wipe and device location (where available).

- **Applications and updates**—Choose your apps and updates carefully, and install from trusted sources only. Some apps can impact your phone's performance and/or have access to private information including account details, call data, location details and network resources.
- **Wireless**—For mobile devices with Wi-Fi features, only connect to trusted Wi-Fi networks. Also, when using your device as a hotspot (where available) use network security. These precautions will help prevent unauthorized access to your device.
- **Location-based information**—Mobile devices enabled with location based technologies such as GPS, AGPS or Wi-Fi, can transmit location-based information. See "Location Services" for more details.
- **Other information your device may transmit**—Your device may also transmit testing and other diagnostic (including location-based) information, and other non-personal information to Motorola or other third-party servers. This information is used to help improve products and services offered by Motorola.

If you have further questions regarding how the use of your mobile device may impact your privacy or data security, please contact Motorola at privacy@motorola.com, or contact your service provider.

Use & Care

To care for your Motorola mobile device, please observe the following:



liquids

Don't expose your mobile device to water, rain, extreme humidity, sweat, or other liquids.



drying

Don't try to dry your mobile device using a microwave oven, conventional oven, or dryer, as this may damage the mobile device.



extreme heat or cold

Don't store or use your mobile device in temperatures below -10°C (14°F) or above 60°C (140°F). Don't recharge your mobile device in temperatures below 0°C (32°F) or above 45°C (113°F).



dust and dirt

Don't expose your mobile device to dust, dirt, sand, food, or other inappropriate materials.



cleaning

To clean your mobile device, use only a dry soft cloth. Don't use alcohol or other cleaning solutions.



shock and vibration

Don't drop your mobile device.



protection

To help protect your mobile device, always make sure that any battery, connector and compartment covers are closed and secure.

Recycling

Mobile Devices & Accessories

Please do not dispose of mobile devices or electrical accessories (such as chargers, headsets, or batteries) with your household waste, or in a fire. These items should be disposed of in accordance with the national collection and recycling schemes operated by your local or regional authority. Alternatively, you may return unwanted mobile devices and electrical accessories to any Motorola Approved Service Center in your region. Details of Motorola approved national recycling schemes, and further information on Motorola recycling activities can be found at:

www.motorola.com/recycling



Packaging & Product Guides

Product packaging and product guides should only be disposed of in accordance with national collection and recycling requirements. Please contact your regional authorities for more details.

Software Copyright

Motorola products may include copyrighted Motorola and third-party software stored in semiconductor memories or other media. Laws in the United States and other countries

preserve for Motorola and third-party software providers certain exclusive rights for copyrighted software, such as the exclusive rights to distribute or reproduce the copyrighted software. Accordingly, any copyrighted software contained in Motorola products may not be modified, reverse-engineered, distributed, or reproduced in any manner to the extent allowed by law. Furthermore, the purchase of Motorola products shall not be deemed to grant either directly or by implication, estoppel, or otherwise, any license under the copyrights, patents, or patent applications of Motorola or any third-party software provider, except for the normal, non-exclusive, royalty-free license to use that arises by operation of law in the sale of a product.

Content Copyright

The unauthorized copying of copyrighted materials is contrary to the provisions of the Copyright Laws of the United States and other countries. This device is intended solely for copying non-copyrighted materials, materials in which you own the copyright, or materials which you are authorized or legally permitted to copy. If you are uncertain about your right to copy any material, please contact your legal advisor.

Open Source Software Information

For instructions on how to obtain a copy of any source code being made publicly available by Motorola related to software used in this Motorola mobile device, you may send your request in writing to the address below. Please make sure that the request includes the model number and the software version number.

MOTOROLA MOBILITY, INC.

OSS Management
600 North US Hwy 45
Libertyville, IL 60048
USA

The Motorola website opensource.motorola.com (in English only) also contains information regarding Motorola's use of open source.

Motorola has created the opensource.motorola.com to serve as a portal for interaction with the software community-at-large.

To view additional information regarding licenses, acknowledgments and required copyright notices for open source packages used in this Motorola mobile device, please select

Main Menu > Settings > Phone Settings > Legal Notices. In addition, this Motorola device may include self-contained applications that present supplemental notices for open source packages used in those applications.

Service & Repairs

If you have questions or need assistance, we're here to help.

Go to www.motorola.com/support, where you can select from a number of customer care options. You can also contact the Motorola Customer Support Center at 0800 666 8676 (Argentina), 800-201-442 (Chile), 01-800-700-1504 (Colombia), 01 800 021 0000 (México), 0800-100-4289 (Venezuela), or 0-800-52-470 (Perú).

How to Obtain Service or Other Information

1. Please access and review the online Customer Support section of Motorola's consumer website prior to requesting warranty service.
2. If the Product is still not functioning properly after making use of this resource, please contact the Warrantor listed at the Motorola website or the contact information for the corresponding location.
3. A representative of Motorola, or of a Motorola Authorized Repair Center, will help determine whether your Product requires service. You may be required to download, or otherwise obtain and accept software updates from Motorola or a Motorola Authorized Repair Center. You are responsible for any applicable carrier service fees incurred while obtaining the required downloads. Complying with the warranty process, repair instructions and accepting such software updates is required in order to receive additional warranty support.
4. If the software update does not fix the problem, you will receive instructions on how to ship the Product to a Motorola Authorized Repair Center or other entity.
5. To obtain warranty service, as permitted by applicable law, you are required to include: (a) a copy of your receipt, bill of sale or other comparable proof of purchase; (b) a written description of the problem; (c) the name of your service provider, if applicable; (d) your address and telephone number. In the event the Product is not covered by the Motorola Limited Warranty, Motorola will inform the consumer of the availability, price and other conditions applicable to the repair of the Product.

To obtain service or other information, please access and review the online Customer Support section of Motorola's consumer website at www.motorola.com.

Motorola Mobility Inc. Limited Global Warranty Mobile Phones

FOR CONSUMERS WHO ARE COVERED BY CONSUMER PROTECTION LAWS OR REGULATIONS IN THEIR COUNTRY OF PURCHASE OR, IF DIFFERENT, THEIR

COUNTRY OF RESIDENCE, THE BENEFITS CONFERRED BY THIS LIMITED WARRANTY ARE IN ADDITION TO ALL RIGHTS AND REMEDIES CONVEYED BY SUCH CONSUMER PROTECTION LAWS AND REGULATIONS.

Who is Covered?

This Limited Warranty extends only to the first consumer purchaser of the Product, and is not transferable.

What Does this Limited Warranty Cover?

Motorola Mobility Inc. or its subsidiaries' warranty obligations are limited to the terms and conditions set forth herein. Subject to the exclusions contained below, Motorola Mobility Inc or its subsidiaries ("Motorola") warrant this Mobile Phone, and any in-box accessories which accompany such Mobile Phone ("Product") against defects in materials and workmanship, under normal consumer use, for a period of ONE (1) YEAR from the date of retail purchase by the original end-user purchaser, or the period of time required by the laws of the country where the Product is purchased, whichever is longer ("Warranty Period").

Repairs made under this Limited Warranty are covered for the balance of the original Warranty Period, or 90 days from the date of service, whichever is longer. Any upgrade to the original product will be covered only for the duration of the original Warranty Period.

This Limited Warranty is only available in the country where the Product was purchased.

Motorola may provide service outside the country of purchase, to the extent that it is possible and under the terms and conditions of the country of purchase.

This Limited Warranty applies only to new Products which are a) manufactured by or for Motorola as identified by the "Motorola" trademark, trade name, or logo legally affixed to them; b) purchased by consumers from an authorized reseller or distributor of Motorola Products; and c) accompanied by this written Limited Warranty.

What Will Motorola Do?

If a covered defect or damage arises and a valid warranty claim is received within the applicable Warranty Period, Motorola, at its sole option, unless otherwise required by applicable law, will either (1) repair, at no charge, the defect or damage using new, used or reconditioned/refurbished functionally equivalent replacement parts; or (2) exchange the Product with a replacement Product that is new or which has been reconditioned/refurbished or otherwise remanufactured from new or used parts and is functionally equivalent to the original Product; or (3) refund the purchase price of any Products covered by the terms and conditions of this Limited Warranty.

Products, parts and supporting documentation provided to Motorola as part of the warranty process, shall become the property of Motorola, and may not be returned. When a

replacement or refund is given, the Product for which the replacement or refund is provided must be returned to Motorola and shall become the property of Motorola.

Exclusions (Products and Accessories)

This warranty does not apply to:

(a) **Consumable parts**, such as batteries or protective coatings designed to diminish over time unless failure has occurred due to a defect in materials or workmanship. As with all batteries, the maximum capacity of the battery will decrease with time and use; this is not a defect. Only defective batteries and batteries that leak are covered by this warranty.

(b) **Cosmetic damage**, including but not limited to scratches, dents, cracks or other cosmetic damage.

(c) **Damage caused by use with non-Motorola products**. Defects or damage that result from the use of non-Motorola branded or certified Products, accessories or other peripheral equipment, including without limitation housings, parts, or software, are excluded from coverage.

(d) **Damage caused by accident, abuse, misuse, liquid contact, fire, earthquake or other external causes**; including but not limited to: (i) improper usage or operation (e.g. operating the Product outside their permitted or intended uses as defined by Motorola, including but not limited to as set forth by Motorola in the Products' User Manual, Quick Start Guide, Online Tutorials, and other documentation), improper storage (e.g. subjecting the Product to extreme temperatures), abuse or neglect (e.g. broken/bent/missing clips/fasteners/connectors); impact damage (e.g. dropping the Product) (ii) contact with liquids, water, rain, extreme humidity, heavy perspiration or other moisture; sand, food, dirt or similar substances (except for Products sold as resistant to such substances, but only to the extent the damage was not caused by incorrectly securing the phone's protective elements or subjecting the Product to conditions beyond its stated specifications or limits); (iii) use of the Products for commercial rental purposes; or (iv) external causes or acts which are not the fault of Motorola, including but not limited to flood, fire, earthquake, tornado or other acts of God, are excluded from coverage.

(e) **Unauthorized Service or Modification**. Defects or damage resulting from service, testing, adjustment, installation, maintenance, alteration, or modification in any way, including but not limited to tampering with or altering the software, by someone other than Motorola, or its authorized service centers, are excluded from coverage. Notwithstanding the foregoing, any Product which has had its bootloader unlocked, or whose operating system has been altered, including any failed attempts to unlock the bootloader or alter such operating system, is not covered by this warranty, regardless of whether such modifications are authorized, approved, or otherwise sanctioned by Motorola.

- (f) **A product or part that has been modified in any manner without the written permission of Motorola.** Products that have been altered in any manner so as to prevent Motorola from determining whether such Products are covered under the terms of this Limited Warranty are excluded from coverage. The forgoing shall include but not be limited to (i) serial numbers, date tags or other manufacturer coding that has been removed, altered or obliterated; (ii) mismatched or duplicated serial numbers; or (iii) broken seals or other evidence of tampering. Do not open the Product or attempt to repair the Product yourself; such conduct may cause damage that is not covered by this warranty.
- (g) **Normal wear and tear or otherwise due to the normal aging of the Product.**
- (h) **Defects, damages, or the failure of the Product due to any communication service or network you subscribe to or use with the Products.**
- (i) **All software, including operating system software, third-party software, applications, and all other software of any kind.** Software distributed by Motorola is provided "AS-IS" and "AS AVAILABLE," "WITH ALL FAULTS" and without a warranty of any kind. The Limited Warranty does not apply to any non-Motorola product or any software, even if packaged or sold with the Motorola hardware, unless otherwise required by applicable local law.
- (j) **Products that have been refurbished, reconditioned, or remanufactured,** except for Products repaired or replaced pursuant to the terms of this Limited Warranty. If damage is outside the scope of warranty coverage, repair services may be available, but all costs associated with such out of warranty repair will be your responsibility.

What Other Limitations are There?

- TO THE EXTENT PERMITTED BY APPLICABLE LAW, THIS LIMITED WARRANTY AND THE REMEDIES SET FORTH HEREIN ARE EXCLUSIVE AND IN LIEU OF ALL OTHER WARRANTIES AND REMEDIES, WHETHER ORAL OR WRITTEN, STATUTORY, EXPRESS OR IMPLIED. NO ORAL OR WRITTEN REPRESENTATIONS MADE BY MOTOROLA OR ANY SELLER, RESELLER OR DISTRIBUTOR OF THE PRODUCTS, INCLUDING EMPLOYEES AND AGENTS THEREOF, SHALL CREATE ANY ADDITIONAL WARRANTY OBLIGATIONS, INCREASE THE SCOPE, OR OTHERWISE MODIFY IN ANY MANNER THE TERMS OF THIS LIMITED WARRANTY.
- TO THE EXTENT PERMITTED BY APPLICABLE LAW, MOTOROLA SPECIFICALLY DISCLAIMS ANY AND ALL STATUTORY OR IMPLIED WARRANTIES, INCLUDING, WITHOUT LIMITATION, WARRANTIES OF MERCHANTABILITY, FITNESS FOR A PARTICULAR PURPOSE, NONINFRINGEMENT AND ALL WARRANTIES AGAINST HIDDEN OR LATENT DEFECTS. WHERE SUCH STATUTORY OR IMPLIED WARRANTIES CANNOT LAWFULLY BE DISCLAIMED, THEN TO THE EXTENT PERMITTED BY LAW, ALL SUCH

WARRANTIES SHALL BE LIMITED IN DURATION TO THE DURATION OF THE EXPRESS LIMITED WARRANTY CONTAINED HEREIN AND THE REMEDIES OF REPAIR, REPLACEMENT, OR REFUND AS DETERMINED BY MOTOROLA IN ITS SOLE DISCRETION SHALL BE THE EXCLUSIVE REMEDY OF THE CONSUMER.

- TO THE EXTENT PERMITTED BY APPLICABLE LAW, MOTOROLA DOES NOT WARRANT THAT THE OPERATION OF ANY PRODUCTS OR SOFTWARE COVERED UNDER THIS LIMITED WARRANTY WILL MEET YOUR REQUIREMENTS, WORK IN COMBINATION WITH ANY HARDWARE OR SOFTWARE APPLICATIONS OR THIRD PARTY SERVICES, BE UNINTERRUPTED, ERROR-FREE, OR WITHOUT RISK TO, OR LOSS OF, ANY INFORMATION, DATA, SOFTWARE OR APPLICATIONS CONTAINED THEREIN, OR THAT DEFECTS IN THE PRODUCTS OR SOFTWARE WILL BE CORRECTED.
- TO THE EXTENT PERMITTED BY APPLICABLE LAW, IN NO EVENT SHALL MOTOROLA BE LIABLE, WHETHER IN CONTRACT, TORT OR UNDER OTHER LEGAL THEORY (INCLUDING NEGLIGENCE), FOR DAMAGES IN EXCESS OF THE PURCHASE PRICE OF THE PRODUCTS, OR FOR ANY INDIRECT, INCIDENTAL, SPECIAL OR CONSEQUENTIAL DAMAGES OF ANY KIND, OR LOSS OF REVENUE OR PROFITS; LOSS OF BUSINESS; BUSINESS INTERRUPTION; LOSS OF OPPORTUNITY; LOSS OF GOODWILL; LOSS OF REPUTATION; LOSS OF, DAMAGE TO, OR CORRUPTION OF INFORMATION, DATA, SOFTWARE OR APPLICATIONS (INCLUDING ANY COSTS ASSOCIATED WITH RECOVERING, PROGRAMMING, OR REPRODUCING ANY INFORMATION, DATA, SOFTWARE OR APPLICATIONS STORED ON OR USED WITH MOTOROLA PRODUCTS, OR ANY FAILURE TO MAINTAIN THE CONFIDENTIALITY OF ANY INFORMATION OR DATA STORED ON THE PRODUCTS); OR OTHER FINANCIAL LOSS ARISING OUT OF OR IN CONNECTION WITH THE ABILITY OR INABILITY TO USE THE PRODUCTS.
- SOME STATES OR JURISDICTIONS DO NOT ALLOW THE LIMITATION OR EXCLUSION OF INCIDENTAL OR CONSEQUENTIAL DAMAGES, OR THE EXCLUSION OR LIMITATION ON THE LENGTH OF AN IMPLIED WARRANTY, OR THE LIMITATION OR EXCLUSION OF DAMAGES FOR PERSONAL INJURIES CAUSED BY NEGLIGENCE, SO THE ABOVE LIMITATIONS OR EXCLUSIONS MAY NOT APPLY TO YOU. THIS WARRANTY GIVES YOU SPECIFIC LEGAL RIGHTS, AND YOU MAY ALSO HAVE OTHER RIGHTS THAT VARY FROM STATE OR JURISDICTION.
- **DATA BACKUP:** ALL INFORMATION, DATA, SOFTWARE OR OTHER APPLICATIONS, INCLUDING BUT NOT LIMITED TO PERSONAL CONTACTS, ADDRESS BOOKS, PICTURES, MUSIC AND GAMES WILL BE ERASED DURING THE REPAIR PROCESS, AND CAN NOT BE REINSTALLED BY MOTOROLA. TO AVOID LOSING SUCH INFORMATION, DATA, SOFTWARE OR OTHER APPLICATIONS PLEASE CREATE A BACK UP BEFORE YOU DELIVER YOUR PRODUCT FOR WARRANTY SERVICE, REMOVE ANY CONFIDENTIAL, PROPRIETARY

OR PERSONAL INFORMATION AND DISABLE ANY SECURITY PASSWORDS. YOU WILL BE RESPONSIBLE FOR REINSTALLING ALL SUCH INFORMATION, DATA, SOFTWARE, OTHER APPLICATIONS AND PASSWORDS. MOTOROLA AND/OR ITS AUTHORIZED SERVICE CENTERS ARE NOT RESPONSIBLE FOR THE LOSS OR MISUSE OF ANY DATA, FILES, CONTENT, APPLICATIONS AND PROGRAMS WHEN THE PRODUCT IS DELIVERED FOR WARRANTY SERVICE. YOUR PRODUCT OR A REPLACEMENT PRODUCT WILL BE RETURNED TO YOU AS YOUR PRODUCT WAS CONFIGURED WHEN ORIGINALLY PURCHASED, SUBJECT TO APPLICABLE SOFTWARE UPDATES. MOTOROLA MAY INSTALL OPERATING SYSTEM SOFTWARE UPDATES AS PART OF WARRANTY SERVICE THAT MAY PREVENT THE PRODUCT FROM REVERTING TO AN EARLIER VERSION OF THE OPERATING SYSTEM SOFTWARE. THIRD PARTY APPLICATIONS INSTALLED ON THE PRODUCT MAY NOT BE COMPATIBLE OR WORK WITH THE PRODUCT AS A RESULT OF THE OPERATING SYSTEM SOFTWARE UPDATE. MOTOROLA AND ITS AUTHORIZED SERVICE CENTERS ARE NOT RESPONSIBLE FOR THE LOSS OF, OR INABILITY TO USE, SUCH INFORMATION, DATA, SOFTWARE OR OTHER APPLICATIONS.

- **WARNING AGAINST UNLOCKING THE BOOTLOADER OR ALTERING A PRODUCT'S OPERATING SYSTEM SOFTWARE:** MOTOROLA STRONGLY RECOMMENDS AGAINST ALTERING A PRODUCT'S OPERATING SYSTEM, WHICH INCLUDES UNLOCKING THE BOOTLOADER, ROOTING A DEVICE OR RUNNING ANY OPERATING SOFTWARE OTHER THAN THE APPROVED VERSIONS ISSUED BY MOTOROLA AND ITS PARTNERS. SUCH ALTERATIONS MAY PERMANENTLY DAMAGE YOUR PRODUCT, CAUSE YOUR PRODUCT TO BE UNSAFE AND/OR CAUSE YOUR PRODUCT TO MALFUNCTION. IN SUCH CASES, NEITHER THE PRODUCT NOR ANY DAMAGE RESULTING THEREFROM WILL BE COVERED BY THIS WARRANTY.
- **IMPORTANT FCC INFORMATION:** YOU MUST NOT MAKE OR ENABLE ANY CHANGES TO THE PRODUCT THAT WILL IMPACT ITS FCC GRANT OF EQUIPMENT AUTHORIZATION. THE FCC GRANT IS BASED ON THE PRODUCT'S EMISSION, MODULATION, AND TRANSMISSION CHARACTERISTICS, INCLUDING: POWER LEVELS, OPERATING FREQUENCIES AND BANDWIDTHS, SAR LEVELS, DUTY-CYCLE, TRANSMISSION MODES (E.G., CDMA, GSM), AND INTENDED METHOD OF USING THE PRODUCT (E.G., HOW THE PRODUCT IS HELD OR USED IN PROXIMITY TO THE BODY). A CHANGE TO ANY OF THESE FACTORS WILL INVALIDATE THE FCC GRANT. IT IS ILLEGAL TO OPERATE A TRANSMITTING PRODUCT WITHOUT A VALID GRANT.

Guarantee Policy (Mexico)

This Guarantee Policy represents the only guarantee that applies to personal communication Products and Accessories of the Motorola Trademark that are purchased in Mexico and

represents any other guarantee contained in the instructions, manuals, guides and/or warnings contained inside the packaging of said Products and Accessories.

I. Items Covered by this Guarantee

It protects the manufacturing defects and hidden defects of the "Products" and "Accessories" (such as batteries, antennas, chargers, wired headphones and wireless devices) of the Motorola trademark, described in the space that for such purpose is established on the back of this Guarantee Policy, which, covers all of the parts, components, accessories and labor of Motorola Products, as well as the transportation costs that derive from fulfilling this policy, within its service network.

The Motorola "Products" that this guarantee protects may be: (a) cellular phones, (b) smart phones (pocket computer and cellular phone), (c) beepers, (d) two-way radios, (e) wireless phones.

Motorola, free of charge for you, shall have the option to repair or replace the "Products", "Accessories" and components that present problems and are covered by the Guarantee. Prior authorization expressed by the service requester, Motorola Comercial, S.A. de C.v. shall use used, equally functioning, refurbished, repaired or second hand parts or spare parts to repair the "Product." Software updates shall not be provided.

II. Duration of the Guarantee

The duration of the guarantee shall be one year starting from the purchase date of the new "Product" or "Accessory" at an authorized establishment.

III. Procedure for Exercising the Guarantee

To demand the fulfillment of this guarantee, the address where the "Product" or "Accessory" was purchased must be sent to the address of the **Person Responsible for the "Products" and "Accessories" in Mexico:**

Motorola Comercial, S.A. de C.V.
Bosque de Alisos 125
Col. Bosques de las Lomas
Del. Cuajimalpa de Morelos
C.P. 05120 México, D.F.
Phone Number: (55) 5257-6700

or to the address of the authorized service center (which you can consult free of charge by calling 01 800 021 0000) and presenting the "Product" or "Accessory" with its parts and components.

To exercise this guarantee, you must present the "Product" or "Accessory" and this Guarantee Policy duly sealed by the establishment where it was purchased. In the event that this policy was not established on the date in which the "Product" or "Accessory" was purchased, you must present the receipt from this purchase.

IV. Limitations or Exceptions of this Guarantee

The guarantee shall not be valid:

- When the "Product" or "Accessory" had been used in conditions different than normal conditions.
- When the "Product" or "Accessory" had not been operated in accordance with the accompanying usage instructions.
- When the "Product" or "Accessory" had been changed or repaired by people who are not authorized by the national manufacturer, importer or respective responsible retailer

Motorola shall notify the consumer if the service request is covered by this guarantee policy; in the event that it is not covered, Motorola shall inform the consumer of the availability, prices and other conditions that apply to repairing the "Product."

Motorola shall only replace the "Product" or "Accessory", upon turning in the "Product" or "Accessory" purchased.

For more information about the "Product" that needs repairs that are not covered by this guarantee, please call 01 800 021 0000.

Product model.	"Product" purchase date.
Seal of the authorized distributor or establishment where the "Product" was purchased.	

Note: In other countries, consult the local guarantee laws and regulations and your local Motorola office.

Copyright & Trademarks

Motorola Mobility Argentina S.A.

Suipacha 1111 - Piso 18

C1008AAW Buenos Aires

ARGENTINA

www.motorola.com

Certain features, services and applications are network dependent and may not be available in all areas; additional terms, conditions and/or charges may apply. Contact your service provider for details.

All features, functionality, and other product specifications, as well as the information contained in this guide, are based upon the latest available information and believed to be accurate at the time of printing. Motorola reserves the right to change or modify any information or specifications without notice or obligation.

Note: The images in this guide are examples only.

MOTOROLA and the Stylized M Logo are trademarks or registered trademarks of Motorola Trademark Holdings, LLC. All other product or service names are the property of their respective owners.

© 2012 Motorola Mobility, Inc. All rights reserved.

Caution: Motorola does not take responsibility for changes/modification to the transceiver.

Product ID: Motorola EX116

Manual Number: 68XXXXXXXX-X

