

MOTOROLA SCREEN™ MINI

LIFE.  POWERED.



This product meets the applicable SAR limits of 1.6 W/kg (FCC) and 2.0 W/kg (ICNIRP). The limits and guidelines include a substantial safety margin designed to assure the safety of all persons, regardless of age and health. The highest SAR values measured for this device are listed in the legal and safety information packaged with your product.

Note: When carrying the product or using it while worn on your body, either use an approved accessory such as a holster or otherwise maintain a distance of 2.5 cm (1 inch) from the body to ensure compliance with RF exposure requirements. Note that the product may be transmitting even if you are not making a phone call.

68016083001-A

WELCOME

Whether you're a talker, a texter, or just love listening to music on the move, MOTOROLA SCREEN MINI (EX132) does it all.

Your phone is splash and dust resistant, because life happens fast, be ready for whatever it throws at you.

Note: Always make sure that the battery door cover and connector cover are closed and secure. Damage caused by failing to properly secure the phone's splash resistant covers is not covered by the warranty.

If you'd like even more information about how to use your new MOTOROLA SCREEN MINI (EX132) visit www.motorola.com/support.

So, let's go.

Note: Certain apps and features may not be available in all countries/carriers.

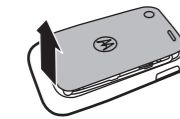
Caution: Before assembling, charging, or using your phone for the first time, please read the important safety, regulatory and legal information in this guide.

YOUR PHONE

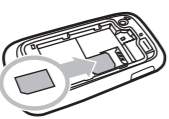


LET'S GO

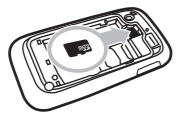
1 Cover off



2 SIM in



3 microSD in




4 Battery in



5 Cover on




6 Charge up



BASICS


Turn it on & off


Press and hold  (on top of the phone) for a few seconds to turn the phone on/off.

Touch tips

- **Touch:** To choose an icon or option.
- **Touch & hold:** To open special options.
- **Drag/Flick:** Scroll/move slowly (drag) or quickly (flick).

Menu navigation

Touch  to open the main menu.

Press Home  to close any menu or app and return to the home screen.

Touch Back  to go back.

Flick the menu screen left or right to view more panels.

PERSONALIZE



Profiles

Your phone has different profiles. You can customize ringtones, alerts, and volumes for each profile.

Touch  >  **Settings** > **Profiles**, then select from these profiles:

- **General:** Standard profile default setting.
- **Silent:** Ringtone is off, vibrate is off.
- **Meeting:** Vibrate is on, ringtone is off.
- **Outdoor:** Ringtone and key tone volume set to maximum.
- **Flight mode:** Turn off all wireless connections.

Display settings

To set display settings such as wallpaper, and screen saver, touch  >  **Settings** > **Display**.



Date & time

Set date, time, time zone, and formats:


touch  >  **Settings** > **Date and time**.


MESSAGES

Send an SMS or MMS

- 1 Touch  **Message** > **New message**.
- 2 Enter your message.
- 3 Add pictures, videos, and more using options at the bottom of the screen.
- 4 Touch  **Add recipient** > *select a contact*.
- 5 Touch **Send**.



Read messages

When you receive a message, your phone plays an alert and shows the new message indicator  at the top of the screen.

To read the new message, touch **View**. To read messages stored in your inbox, touch  **Message** > **Inbox**.

CALLS

Make calls

From the home screen, touch  then enter a number and touch .

Answer calls

When your phone rings or vibrates, touch **Answer**.



End a call

Touch **End call**.

In-call options

During a call, touch **Loudspeaker**, **Keypad**, **Mute**, **New call**, **Contacts** or **Hold**.

Redial number

- 1 Touch  >  **Call log**.
- 2 Touch and hold the contact you want to call, then touch **Call**.



Emergency calls

To call an emergency number, enter the emergency number and touch **Call**.


Your service provider programs one or more emergency phone numbers that you can call under any circumstances, even when your phone is locked. Emergency numbers vary by country. Your pre-programmed emergency number(s) may not work in all locations, and sometimes an emergency call cannot be placed due to network, environmental, or interference issues.

TIPS & TRICKS



Recent calls

To see your **Missed**, **Received** and **Dialled** calls, touch  >  **Call Log**.

Voicemail




From the home screen, touch , then touch and hold **1**. If your voicemail number is preset, you will connect.

Backlight time

To set how long your backlight stays on, touch  >  **Settings** > **Display** > **Backlight time-out**.

Battery tips

Want to extend your battery life? Try these:

- Turn off Bluetooth™ power: Touch  > **Bluetooth** > **Off**.
- Turn off the screen saver: Touch  >  **Settings** > **Display** > **Screen saver** > **Off**.



MUSIC



To use the music player, insert a microSD memory card (optional). The music player supports MP3, MIDI, AAC, AMR and WAV music formats.

Play music

Touch  >  **Music player**

controls

function	
play/pause	Touch  .
next/previous song	Touch  .
volume	Press the side volume keys up or down .

Tip: To access music stored on your microSD memory card, touch  >  **My Files** > **Memory Card**. To transfer music to/from your memory card, plug your USB cable into your phone & computer, then drag & drop files to the 'Music' folder.

MENU MAP

Call log

- All
- Missed
- Received
- Dialled
- Delete All

Active mode

- Music
- Radio
- Camera
- Video
- Stopwatch

Organiser

- Alarm clock
- To-do list
- Calculator
- Countdown timer
- Stopwatch
- Notes
- World clock
- Unit converter

Browser

Email

Contacts

This is a standard main menu layout. Your phone's menu may be a little different. Flick the menu screen left or right to view more panels.

Settings

- **Music player**
- **Radio**
- **Recorder**
- **Photos**
- **Camera**
- **My Files**
- **Message**
- **Bluetooth**
- **Media**
- **Twitter***
- **Facebook***
- **MySpace***
- **YouTube***
- **Google Search***
- **Gmail**

* Network/Carrier dependent.

SOCIAL NETWORKS

Use your phone to access your favourite social network sites.



Note: If you don't have a social network account, you can visit the web site to set it up.

Update your status

After you set up an account, you can sign in, update and see your current status, and see and respond to friends' updates.

CONTACTS

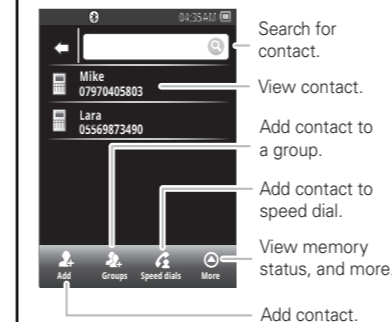
Create contacts

Touch  **Contacts** > , enter the contact name and details, then touch **Save**.

Tip: Touch > **More** > **Memory in use** to choose where to save your contacts (**Phone memory**, **SIM card** or **Phone and SIM card**).

Call contacts


Touch and hold a contact, then touch **Call**.




- Search for contact.
- View contact.
- Add contact to a group.
- Add contact to speed dial.
- View memory status, and more.
- Add contact.

BLUETOOTH™


Turn on or off

Touch  >  **Bluetooth** > **On** or **Off**

When Bluetooth power is on, the Bluetooth indicator  appears in the home screen.








Connect new devices


To connect with a new device, you need to pair with it. You only need to do this once for each device.



- 1 Make sure the device you are pairing with is in discoverable mode (see device instructions).
- 2 Touch  > **Bluetooth** > **Paired devices** > **New**.
- 3 Your phone lists the devices it finds within range. Select a device to connect.
- 4 If necessary, enter the device passkey (like **0000**) to connect to the device.

MEDIA

Photos & videos

- Photos: Touch  >  **Camera**. To take the photo, press .
- Videos: Touch  >  **Camera**, then drag  down. Press  to start/stop.

After you've taken the photo, touch , then:

- To **send** in a message, or via Bluetooth, touch **Send**.
 - To assign to a contact, touch **Attach to contact**.
- To see the photos and videos you've taken, touch  >  **My Files** > **Images** or **Video clips**.

WEB


Use your phone's browser to surf your favorite web sites, upload videos, and download apps. Log onto your internet-based email account to check your email.

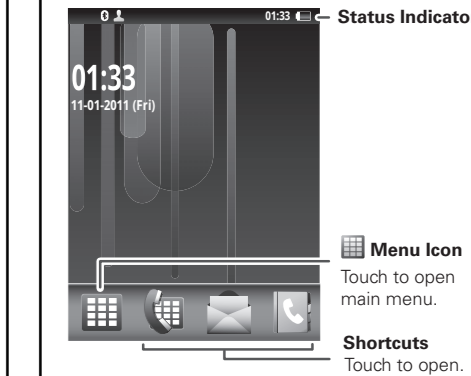
Touch  >  **Browser**

- To go to a Web page, input the URL.
- To bookmark a Web page, touch **More** > **Bookmarks** > **Add bookmark**.
- To change displays settings like **Font size** and **View mode**, touch **More** > **Setting**.
- To go to a link on a Web page, touch it.

Note: If you can't connect, contact your service provider.

HOME SCREEN

The home screen is what you see when you turn on the phone or touch Home  from a menu. It's basically like this:



- Status Indicators**
- Menu Icon**
Touch to open main menu.
- Shortcuts**
Touch to open.

Note: Your home screen might look a little different.

Battery Use & Safety

Important: Handle and store batteries properly to avoid injury or damage.

Most battery issues arise from improper handling of batteries, and particularly from the continued use of damaged batteries.

DO NOTs

- Don't disassemble, crush, puncture, shred, or otherwise attempt to damage the form of your battery.**

- Don't let the mobile device or battery come in contact with liquids.*** Liquids can get into the mobile device's circuits, leading to corrosion.

- Liquids allow the battery to touch metal objects.** If metal objects, such as jewelry, stay in prolonged contact with the battery contact points, the battery could become very hot.

- Don't place your mobile device or battery near a heat source.*** High temperatures can cause the battery to swell, leak, or malfunction.

- Don't dry a wet or damp battery with an appliance or heat source,** such as a hair dryer or microwave oven.

DOs

- Do avoid leaving your mobile device in your car in high temperatures.***
- Do avoid dropping the mobile device or battery.*** Dropping these items, especially on a hard surface, can potentially cause damage.*

- Do contact your service provider or Motorola if your mobile device or battery has been damaged by dropping, liquids or high temperatures.**

* **Note:** Always make sure that the battery compartment and any connector covers are closed and secure to avoid direct exposure of the battery to any of these conditions, even if your product information states that your **mobile device** can resist damage from these conditions.

Important: Motorola recommends you always use Motorola-branded batteries and chargers for quality assurance and safeguards. Motorola's warranty does not cover damage to the mobile device caused by non-Motorola batteries and/or chargers. To help you identify authentic Motorola batteries from non-original or counterfeit batteries (that may not have adequate safety protection), Motorola provides holograms on its batteries. You should confirm that any battery you purchase has a "Motorola Original" hologram. If you see a message on your display such as **Invalid Battery** or **Unable to Charge**, take the following steps:

- Remove the battery and inspect it to confirm that it has a "Motorola Original" hologram;
- If there is no hologram, the battery is not a Motorola battery;
- If there is a hologram, replace the battery and try charging it again;
- If the message remains, contact a Motorola authorized service center.

Warning: Use of a non-Motorola battery or charger may present a risk of fire, explosion, leakage, or other hazard.

Proper and safe battery disposal and recycling: Proper battery disposal is not only important for safety, it benefits the environment. You can recycle your used batteries in many retail or service provider locations. Additional information on proper disposal and recycling can be found at www.motorola.com/recycling

Disposal: Promptly dispose of used batteries in accordance with local regulations. Contact your local recycling center or national recycling organizations for more information on how to dispose of batteries.

Warning: Never dispose of batteries in a fire because they may explode.

Battery Charging

Notes for charging your product's battery:

- During charging, keep your battery and charger near room temperature for efficient battery charging.
- New batteries are not fully charged.
- New batteries or batteries stored for a long time may take more time to charge.
- Motorola batteries and charging systems have circuitry that protects the battery from damage from overcharging.

Third Party Accessories

Use of third party accessories, including but not limited to batteries, chargers, headsets, covers, cases, screen protectors and memory cards, may impact your mobile device's performance. In some circumstances, third party accessories can be dangerous and may void your mobile device's warranty. For a list of Motorola accessories, visit www.motorola.com/products

Driving Precautions

Responsible and safe driving is your primary responsibility when behind the wheel of a vehicle. Using a mobile device or accessory for a call or other application while driving may cause distraction. Using a mobile device or accessory may be prohibited or restricted in certain areas, always obey the laws and regulations on the use of these products.

While driving, NEVER:

- Type or read texts.
- Enter or review written data.

- Surf the web.
- Input navigation information.
- Perform any other functions that divert your attention from driving.

While driving, ALWAYS:

- Keep your eyes on the road.
- Use a handsfree device if available or required by law in your area.
- Enter destination information into a navigation device **before** driving.
- Use voice activated features (such as voice dial) and speaking features (such as audible directions), if available.

- Obey all local laws and regulations for the use of mobile devices and accessories in the vehicle.

- End your call or other task if you cannot concentrate on driving. Remember to follow the "Smart Practices While Driving" in this guide and at www.motorola.com/callsmart (in English only).

Seizures/Blackouts

Some people may be susceptible to epileptic seizures or blackouts when exposed to flashing lights, such as when playing videos or games. These may occur even if a person has never had a previous seizure or blackout.

If you have experienced seizures or blackouts, or if you have a family history of such occurrences, please consult with your physician before playing videos or games or enabling a flashing-lights feature (if available) on your mobile device. Discontinue use and consult a physician if any of the following symptoms occur: convulsion, eye or muscle twitching, loss of awareness, involuntary movements, or disorientation. It is always a good idea to hold the screen away from your eyes, leave the lights on in the room, take a 15-minute break every hour, and stop use if you are tired.

Caution About High Volume Usage

Warning: Exposure to loud noise from any source for extended periods of time may affect your hearing. The louder the volume sound level, the less time is required before your hearing could be affected. To protect your hearing:

- Limit the amount of time you use headsets or headphones at high volume.
- Avoid turning up the volume to block out noisy surroundings.
- Turn the volume down if you can't hear people speaking near you. If you experience hearing discomfort, including the sensation of pressure or fullness in your ears, ringing in your ears, or muffled speech, you should stop listening to the device through your headset or headphones and have your hearing checked.

For more information about hearing, see our website at direct.motorola.com/hellomoto/nss/ACousticSafety.asp (in English only).

Repetitive Motion

When you repetitively perform actions such as pressing keys or entering finger-written characters, you may experience occasional discomfort in your hands, arms, shoulders, neck, or other parts of your body. If you continue to have discomfort during or after such use, stop use and see a physician.

Children

Keep your mobile device and its accessories away from small children. These products are not toys and may be hazardous to small children. For example:

- A choking hazard may exist for small, detachable parts.
- Improper use could result in loud sounds, possibly causing hearing injury.
- Improperly handled batteries could overheat and cause a burn.

Similar to a computer, if a child does use your mobile device, you may want to monitor their access to help prevent exposure to inappropriate apps or content.

Glass Parts

Some parts of your mobile device may be made of glass. This glass could break if the product receives a substantial impact. If glass breaks, do not touch or attempt to remove. Stop using your mobile device until the glass is replaced by a qualified service center.

Operational Warnings

Obey all posted signs when using mobile devices in public areas.

Potentially Explosive Atmospheres

Areas with potentially explosive atmospheres are often, but not always, posted and can include fueling areas, such as below decks on boats, fuel or chemical transfer or storage facilities, or areas where the air contains chemicals or particles, such as grain dust, or metal powders.







When you are in such an area, turn off your mobile device, and do not remove, install, or charge batteries unless it is a radio product type especially qualified for use in such areas as "Intrinsically Safe" (for example, Factory Mutual, CSA, or UL approved). In such areas, sparks can occur and cause an explosion or fire.

While driving, NEVER:

- Type or read texts.
- Enter or review written data.

Symbol Key

Your battery, charger, or mobile device may contain symbols, defined as follows:

Symbol	Definition
	Important safety information follows.
	Do not dispose of your battery or mobile device in a fire.
	Your battery or mobile device may require recycling in accordance with local laws. Contact your local regulatory authorities for more information.
	Do not dispose of your battery or mobile device with your household waste. See "Recycling" for more information.
	Do not use tools.
	For indoor use only.

Radio Frequency (RF) Energy

Exposure to RF Energy

Your mobile device contains a transmitter and receiver. When it is ON, it receives and transmits RF energy. When you communicate with your mobile device, the system handling your call controls the power level at which your mobile device transmits.

Your mobile device is designed to comply with local regulatory requirements in your country concerning exposure of human beings to RF energy.

RF Energy Operational Precautions

For optimal mobile device performance, and to be sure that human exposure to RF energy does not exceed the guidelines set forth in the relevant standards, always follow these instructions and precautions:

- When placing or receiving a phone call, hold your mobile device just like you would a landline phone.
- If you wear the mobile device on your body, always place the mobile device in a Motorola-supplied or approved clip, holder, holster, case, or body harness. If you do not use a body-worn accessory supplied or approved by Motorola, keep the mobile device and its antenna at least 2.5 cm (1 inch) from your body when transmitting.
- Using accessories not supplied or approved by Motorola may cause your mobile device to exceed RF energy exposure guidelines. For a list of Motorola-supplied or approved accessories, visit our website at www.motorola.com.

RF Energy Interference/Compatibility

Nearly every electronic device is subject to RF energy interference from external sources if inadequately shielded, designed, or otherwise configured for RF energy compatibility. In some circumstances, your mobile device may cause interference with other devices.

Follow Instructions to Avoid Interference Problems

Turn off your mobile device in any location where posted notices instruct you to do so.

In an aircraft, turn off your mobile device whenever instructed to do so by airline staff. If your mobile device offers an airplane mode or similar feature, consult airline staff about using it in flight.

Implantable Medical Devices

If you have an implantable medical device, such as a pacemaker or defibrillator, consult your physician before using this mobile device. Persons with implantable medical devices should observe the following precautions:

- ALWAYS keep the mobile device more than 20 centimeters (8 inches) from the implantable medical device when the mobile device is turned ON.
- DO NOT carry the mobile device in the breast pocket.
- Use the ear opposite the implantable medical device to minimize the potential for interference.
- Turn OFF the mobile device immediately if you have any reason to suspect that interference is taking place.

Read and follow the directions from the manufacturer of your implantable medical device. If you have any questions about using your mobile device with your implantable medical device, consult your healthcare provider.

Specific Absorption Rate (IEEE)

YOUR MOBILE DEVICE MEETS FCC LIMITS FOR EXPOSURE TO RADIO WAVES.

Your mobile device is a radio transmitter and receiver. It is designed not to exceed the limits for exposure to radio waves (radio frequency electromagnetic fields) adopted by the Federal Communications Commission (FCC). These limits include a substantial safety margin designed to assure the safety of all persons, regardless of age and health.

The radio wave exposure guidelines use a unit of measurement known as the Specific Absorption Rate, or SAR. The SAR limit for mobile devices is 1.6 W/kg. Tests for SAR are conducted using standard operating positions with the device transmitting at its highest certified power level in all tested frequency bands. The highest SAR values under the FCC guidelines for your device model are listed below:

Head SAR	UMTS 850/2100 + GSM 850/900/1800/1900 + Bluetooth	0.992 W/kg
Body-worn SAR	UMTS 850/2100 + GSM 850/900/1800/1900 + Bluetooth	0.78 W/kg

Head SAR	UMTS 850/1900 + GSM 850/900/1800/1900 + Bluetooth	1.34 W/kg
Body-worn SAR	UMTS 850/1900 + GSM 850/900/1800/1900 + Bluetooth	0.625 W/kg

During use, the actual SAR values for your device are usually well below the values stated. This is because, for purposes of system efficiency and to minimize interference on the network, the operating power of your mobile device is automatically decreased when full power is not needed for the call. The lower the power output of the device, the lower its SAR value.

Body-worn SAR testing has been carried out using an approved accessory or a separation distance of 2.5 cm (1 inch). To meet RF exposure guidelines during body-worn operation, the device should be in an approved accessory or positioned at least 2.5 cm (1 inch) away from the body. If you are not using an approved accessory, ensure that whatever product is used is free of any metal and that it positions the phone at least 2.5 cm (1 inch) away from the body. The World Health Organization has stated that present scientific information does not indicate the need for any special precautions for the use of mobile devices. They recommend that if you are interested in further reducing your exposure then you can easily do so by limiting your usage or simply using a hands-free kit to keep the device away from the head and body.

Additional information can be found at www.who.int/emf (World Health Organization) or www.motorola.com/rfhealth (Motorola Mobility, Inc.).

Specific Absorption Rate (ICNIRP)

YOUR MOBILE DEVICE MEETS INTERNATIONAL GUIDELINES FOR EXPOSURE TO RADIO WAVES.

Your mobile device is a radio transmitter and receiver. It is designed not to exceed the limits for exposure to radio waves (radio frequency electromagnetic fields) recommended by international guidelines. The guidelines were developed by an independent scientific organization (ICNIRP) and include a substantial safety margin designed to assure the safety of all persons, regardless of age and health. The radio wave exposure guidelines use a unit of measurement known as the Specific Absorption Rate, or SAR. The SAR limit for mobile devices is 2 W/kg. Tests for SAR are conducted using standard operating positions with the device transmitting at its highest certified power level in all tested frequency bands. The highest SAR values under the ICNIRP guidelines for your device model are listed below:

Head SAR	UMTS 850/2100 + GSM 850/900/1800/1900 + Bluetooth	0.753 W/kg
Body-worn SAR	UMTS 850/2100 + GSM 850/900/1800/1900 + Bluetooth	0.522 W/kg

Head SAR	UMTS 850/1900 + GSM 850/900/1800/1900 + Bluetooth	0.77 W/kg
Body-worn SAR	UMTS 850/1900 + GSM 850/900/1800/1900 + Bluetooth	0.512 W/kg

During use, the actual SAR values for your device are usually well below the values stated. This is because, for purposes of system efficiency and to minimize interference on the network, the operating power of your mobile device is automatically decreased when full power is not needed for the call. The lower the power output of the device, the lower its SAR value.

Body-worn SAR testing has been carried out using an approved accessory or a separation distance of 2.5 cm (1 inch). To meet RF exposure guidelines during body-worn operation, the device should be in an approved accessory or positioned at least 2.5 cm (1 inch) away from the body. If you are not using an approved accessory, ensure that whatever product is used is free of any metal and that it positions the phone at least 2.5 cm (1 inch) away from the body. The World Health Organization has stated that present scientific information does not indicate the need for any special precautions for the use of mobile devices. They recommend that if you are interested in further reducing your exposure then you can easily do so by limiting your usage or simply using a hands-free kit to keep the device away from the head and body.

Additional information can be found at www.who.int/emf (World Health Organization) or www.motorola.com/rfhealth (Motorola Mobility, Inc.).

Information from the World Health Organization

"A large number of studies have been performed over the last two decades to assess whether mobile phones pose a potential health risk. To date, no adverse health effects have been established for mobile phone use."

Source: WHO Fact Sheet 193

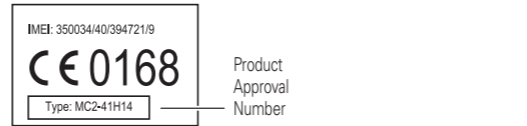
Further information: <http://www.who.int/emf>

European Union Directives Conformance Statement

The following CE compliance information is applicable to Motorola mobile devices that carry one of the following CE marks:



- Hereby, Motorola declares that this product is in compliance with:
 - The essential requirements and other relevant provisions of Directive 1999/5/EC
 - All other relevant EU Directives



The above gives an example of a typical Product Approval Number.

You can view your product's Declaration of Conformity (DoC) to Directive 1999/5/EC (to R&TTE Directive) at www.motorola.com/rtte. To find your DoC, enter the Product Approval Number from your product's label in the "Search" bar on the website.

FCC Notice to Users

The following statement applies to all products that bear the FCC logo on the product label.

This equipment has been tested and found to comply with the limits for a Class B digital device, pursuant to part 15 of the FCC Rules. See 47 CFR Sec. 15.105(b). These limits are designed to provide reasonable protection against harmful interference in a residential installation. This equipment generates, uses and can radiate radio frequency energy and, if not installed and used in accordance with the instructions, may cause harmful interference to radio communications. However, there is no guarantee that interference will not occur in a particular installation. If this equipment does cause harmful interference to radio or television reception, which can be determined by turning the equipment off and on, the user is encouraged to try to correct the interference by one or more of the following measures:

- Reorient or relocate the receiving antenna.
- Increase the separation between the equipment and the receiver.
- Connect the equipment to an outlet on a circuit different from that to which the receiver is connected.
- Secure Personal Information**—Your mobile device can store personal information in various locations including your SIM card, memory card, and phone memory. Be sure to remove or clear all personal information before you recycle, return, or give away your device. You can also backup your personal data to transfer to a new device.
 - Note:** For information on how to backup or wipe data from your mobile device, go to www.motorola.com/support
- Online accounts**—Some mobile devices provide a Motorola online account (such as MOTOBLUR). Go to your account for information on how to manage the account, and how to use security features such as remote wipe and device location (where available).
- Applications and updates**—Choose your apps and updates carefully, and install from trusted sources only. Some apps can impact your phone's

performance and/or have access to private information including account details, call data, location details and network resources.

- Wireless**—For mobile devices with Wi-Fi features, only connect to trusted Wi-Fi networks. Also, when using your device as a hotspot (where available) use network security. These precautions will help prevent unauthorized access to your device.

- Location-based information**—Location-based information includes information that can be used to determine the approximate location of a mobile device. Mobile phones which are connected to a wireless network transmit location-based information. Devices enabled with GPS or AGPS technology also transmit location-based information. Additionally, if you use applications that require location-based information (e.g. driving directions), such applications transmit location-based information. This location-based information may be shared with third parties, including your wireless service provider, applications providers, Motorola, and other third parties providing services.

- Other information your device may transmit**—Your device may also transmit testing and other diagnostic (including location-based) information, and other non-personal information to Motorola or other third-party servers. This information is used to help improve products and services offered by Motorola.

If you have further questions regarding how the use of your mobile device may impact your privacy or data security, please contact Motorola at privacy@motorola.com, or contact your service provider.

Use & Care

To care for your Motorola mobile device, please observe the following:

- Get to know your Motorola mobile device and its features such as speed dial, redial and voice dial.** If available, these features help you to place your call without taking your attention off the road.
- When available, use a handsfree device.** If possible, add an additional layer of convenience to your mobile device with one of the many Motorola Original handsfree accessories available today.
- Position your mobile device within easy reach.** Be able to access your mobile device without removing your eyes from the road. If you receive an incoming call at an inconvenient time, if possible, let your voicemail answer it for you.

- Let the person you are speaking with know you are driving; if necessary, suspend the call in heavy traffic or hazardous weather conditions.** Rain, sleet, snow, ice, and even heavy traffic can be hazardous.

- Do not take notes or look up phone numbers while driving.** Jotting down a "to do" list or going through your address book takes attention away from your primary responsibility—driving safely.

- Dial sensibly and assess the traffic; if possible, place calls when your car is not moving or before pulling into traffic.** If you must make a call while moving, dial only a few numbers, check the road and your mirrors, then continue.

- Do not engage in stressful or emotional conversations that may be distracting.** Make people you are talking with aware you are driving and suspend conversations that can divert your attention away from the road.

- Use your mobile device to call for help.** Dial 911 or other local emergency number in the case of fire, traffic accident, or medical emergencies (wherever wireless phone service is available).

- Use your mobile device to help others in emergencies.** If you see an auto accident, crime in progress, or other serious emergency where lives are in danger, call 911 or other local emergency number (wherever wireless phone service is available), as you would want others to do for you.

- Call roadside assistance or a special non-emergency wireless assistance number when necessary.** If you see a broken-down vehicle posing no serious hazard, a broken traffic signal, a minor traffic accident where no one appears injured, or a vehicle you know to be stolen, call roadside assistance or other special non-emergency wireless number (wherever wireless phone service is available).

Privacy & Data Security

Motorola understands that privacy and data security are important to everyone. Because some features of your mobile device may affect your privacy or data security, please follow these recommendations to enhance protection of your information:

- Monitor access**—Keep your mobile device with you and do not leave it where others may have unmonitored access. Use your device's security and lock features, where available.
- Keep software up to date**—If Motorola or a software/application vendor releases a patch or software fix for your mobile device that updates the device's security, install it as soon as possible.

- Secure Personal Information**—Your mobile device can store personal information in various locations including your SIM card, memory card, and phone memory. Be sure to remove or clear all personal information before you recycle, return, or give away your device. You can also backup your personal data to transfer to a new device.
 - Note:** For information on how to backup or wipe data from your mobile device, go to www.motorola.com/support
- Online accounts**—Some mobile devices provide a Motorola online account (such as MOTOBLUR). Go to your account for information on how to manage the account, and how to use security features such as remote wipe and device location (where available).
- Applications and updates**—Choose your apps and updates carefully, and install from trusted sources only. Some apps can impact your phone's

performance and/or have access to private information including account details, call data, location details and network resources.

- Wireless**—For mobile devices with Wi-Fi features, only connect to trusted Wi-Fi networks. Also, when using your device as a hotspot (where available) use network security. These precautions will help prevent unauthorized access to your device.

- Location-based information**—Location-based information includes information that can be used to determine the approximate location of a mobile device. Mobile phones which are connected to a wireless network transmit location-based information. Devices enabled with GPS or AGPS technology also transmit location-based information. Additionally, if you use applications that require location-based information (e.g. driving directions), such applications transmit location-based information. This location-based information may be shared with third parties, including your wireless service provider, applications providers, Motorola, and other third parties providing services.

- Other information your device may transmit**—Your device may also transmit testing and other diagnostic (including location-based) information, and other non-personal information to Motorola or other third-party servers. This information is used to help improve products and services offered by Motorola.

If you have further questions regarding how the use of your mobile device may impact your privacy or data security, please contact Motorola at privacy@motorola.com, or contact your service provider.

Use & Care

To care for your Motorola mobile device, please observe the following:

- liquids** Don't expose your mobile device to water, rain, extreme humidity, sweat, or other liquids. If it does get wet, don't try to accelerate drying with the use of an oven or dryer, as this may damage the mobile device.
- extreme heat or cold** Don't store or use your mobile device in temperatures below -10°C (14°F) or above 60°C (140°F). Don't recharge your mobile device in temperatures below 0°C (32°F) or above 45°C (113°F).
- microwaves** Don't try to dry your mobile device in a microwave oven.

- dust and dirt** Don't expose your mobile device to dust, dirt, sand, food, or other inappropriate materials.

- cleaning solutions** To clean your mobile device, use only a dry soft cloth. Don't use alcohol or other cleaning solutions.

- shock and vibration** Don't drop your mobile device.

- protection** To help protect your mobile device, always make sure that the battery compartment and any connector covers are closed and secure.

Recycling

- Mobile Devices & Accessories** Please do not dispose of mobile devices or electrical accessories (such as chargers, headsets, or batteries) with your household waste, or in a fire. These items should be disposed of in accordance with the national collection and recycling schemes operated by your local or regional authority. Alternatively, you may return unwanted mobile devices and electrical accessories to any Motorola Approved Service Center in your region. Details of Motorola approved national recycling schemes, and further information on Motorola recycling activities can be found at: