

INSTRUCTION MANUAL

A representative version of the user's manual follows:


# Let's Go

## Assemble & Charge


1. Cover off




2. SIM in




3. Battery in




4. Cover on



5. Charge up









6. Power up, log in



## Set Up & Go

**Note:** This phone supports apps and services that use a lot of data, so make sure your data plan meets your needs. For details, contact your service provider.

1. To turn on your phone, press and hold Power  on  top of your phone.
2. Select a language.
3. Create or log into a [Google™ account](#) that lets you download apps from Android Market™, back up your **Contacts**, and more. You can also add your email or social networking accounts.  
Later, you can add or remove accounts by touching  >  **Accounts**.
4. When your phone shows your home screen, import your SIM contacts: Touch  **Dialer** > **Contacts**, then touch Menu  > **Manage contacts** >

## Import contacts from: SIM card.


Touch **OK** to confirm.





DRAFT - MOTOROLA CONFIDENTIAL  
& PROPRIETARY INFORMATION

## Touchscreen & Keys

### Quick Start: Touchscreen



- **Touch** items to select them. Try it: In the home screen, touch  **Dialer** > **Contacts**.
- **Touch & hold** items to open options. Try it: In the home screen, touch 

**Dialer > Contacts**, then touch and hold a contact to open options.

- **Drag** a list, or the home screen, to see more. Try it: In the home screen, touch **Dialer > Contacts** then drag your list up or down.

When you drag or flick a list, a *scroll button* appears on the right. Drag the scroll button to move faster.



- **Flick** (drag quickly and release) a list to move quickly.

When you flick a long list, touch the screen to stop it from scrolling.


- To make the screen **sleep** or wake up, press Power .

**Note:** Your touchscreen might stay dark if the sensor just above it is covered. Don't use covers or screen protectors (even clear ones) that cover this sensor.



## Tips & tricks: Touchscreen & keys

- To show **options** for list items (like **Contacts**), touch and hold them. To show options for your current display, touch Menu .
- To set a **security lock** that you need to enter whenever you wake up your phone, touch Menu > **Settings > Location & security > Set up screen lock**.
- In many apps, the touchscreen switches from portrait to landscape when you **rotate** your phone. To turn this on or off, touch Menu  > **Settings > Display > Auto-rotate screen**.

## Power & Sleep Key

Press and hold Power  to open a menu where you can turn off sound (**Silent mode**), network and wireless

connections (**Airplane mode**), or the phone (**Power off**).

To save your battery, prevent accidental touches, or when you want to wipe smudges off your touchscreen, put the touchscreen to sleep by pressing Power . To wake up the touchscreen, just press Power  again.


To change how long your phone waits before the screen goes to sleep automatically, touch Menu  > **Settings** > **Display** > **Screen timeout**.




**Tip:** To make the screen lock when it goes to sleep, use .

## Volume Keys

Press the volume keys on the side of the phone to change the ring volume (in the home screen), or the earpiece volume (during a call).

## Menu, Home, Search, & Back Keys

Touch Menu  to open menu options in your home screen, lists, and other places.

Touch Home  to close any menu or app and return to the home screen. Touch and hold Home  to show the last few apps you used, then touch an app to open it. In the home screen, touch Home  to open or close the app menu.

Touch Back  to go to the previous screen.

# Safety, Regulatory & Legal

---

## Battery Use & Safety

The following battery use and safety information applies to all Motorola mobile devices. If your mobile device uses a non-removable main battery (as stated in your product information), details related to handling and replacing your battery should be disregarded—the battery should only be replaced by a Motorola-approved service facility, and any attempt to remove or replace your battery may damage the product.

Important: Handle and store batteries properly to avoid injury or damage. Most battery issues arise from improper handling of batteries, and particularly from the continued use of damaged batteries.

### DON'Ts

- Don't disassemble, crush, puncture, shred, or otherwise attempt to change the form of your battery.
- Don't let the mobile device or battery come in contact with liquids.\* Liquids can get into the mobile device's circuits, leading to corrosion.
- Don't allow the battery to touch metal objects. If metal objects, such as jewelry, stay in prolonged contact with the battery contact points, the battery could become very hot.

- Don't place your mobile device or battery near a heat source.\* High temperatures can cause the battery to swell, leak, or malfunction.
- Don't dry a wet or damp battery with an appliance or heat source, such as a hair dryer or microwave oven.

### DOs

- Do avoid leaving your mobile device in your car in high temperatures.\*
- Do avoid dropping the mobile device or battery.\* Dropping these items, especially on a hard surface, can potentially cause damage.\*
- Do contact your service provider or Motorola if your mobile device or battery has been damaged by dropping, liquids or high temperatures.

\* Note: Always make sure that the battery compartment and any connector covers are closed and secure to avoid direct exposure of the battery to any of these conditions, even if your product information states that your mobile device can resist damage from these conditions.

Important: Motorola recommends you always use Motorola-branded batteries and chargers for quality assurance and safeguards. Motorola's warranty does not cover damage to the mobile device caused by non-Motorola batteries and/or chargers. To help you identify authentic Motorola batteries from non-original or counterfeit batteries (that may not have adequate safety protection), Motorola provides holograms on its batteries. You

should confirm that any battery you purchase has a “Motorola Original” hologram.

If you see a message on your display such as **Invalid Battery** or **Unable to Charge**, take the following steps:

- Remove the battery and inspect it to confirm that it has a “Motorola Original” hologram;
- If there is no hologram, the battery is not a Motorola battery;
- If there is a hologram, replace the battery and try charging it again;
- If the message remains, contact a Motorola authorized service center.

**Warning:** Use of a non-Motorola battery or charger may present a risk of fire, explosion, leakage, or other hazard.

Proper and safe battery disposal and recycling: Proper battery disposal is not only important for safety, it benefits the environment. You can recycle your used batteries in many retail or service provider locations. Additional information on proper disposal and recycling can be found at [www.motorola.com/recycling](http://www.motorola.com/recycling).

Disposal: Promptly dispose of used batteries in accordance with local regulations. Contact your local recycling center or national recycling organizations for more information on how to dispose of batteries.



**Warning:** Never dispose of batteries in a fire because they may explode.

## Battery Charging

Notes for charging your product’s battery:

- During charging, keep your battery and charger near room temperature for efficient battery charging.
- New batteries are not fully charged.
- New batteries or batteries stored for a long time may take more time to charge.
- Motorola batteries and charging systems have circuitry that protects the battery from damage from overcharging.

## Third Party Accessories

Use of third party accessories, including but not limited to batteries, chargers, headsets, covers, cases, screen protectors and memory cards, may impact your mobile device’s performance. In some circumstances, third party accessories can be dangerous and may void your mobile device’s warranty. For a list of Motorola accessories, visit [www.motorola.com/products](http://www.motorola.com/products)

## Driving Precautions

Responsible and safe driving is your primary responsibility when behind the wheel of a vehicle. Using a mobile device or accessory for a call or other application while driving may cause distraction. Using a mobile device or accessory may be prohibited or restricted in certain areas, always

obey the laws and regulations on the use of these products.

While driving, NEVER:

- Type or read texts.
- Enter or review written data.
- Surf the web.
- Input navigation information.
- Perform any other functions that divert your attention from driving.

While driving, ALWAYS:

- Keep your eyes on the road.
- Use a handsfree device if available or required by law in your area.
- Enter destination information into a navigation device before driving.
- Use voice activated features (such as voice dial) and speaking features (such as audible directions), if available.
- Obey all local laws and regulations for the use of mobile devices and accessories in the vehicle.
- End your call or other task if you cannot concentrate on driving.

Remember to follow the “Smart Practices While Driving” in this guide and at [www.motorola.com/callsmart](http://www.motorola.com/callsmart) (in English only).

## Seizures/Blackouts

Some people may be susceptible to epileptic seizures or blackouts when exposed to flashing lights, such as when playing videos or games. These

may occur even if a person has never had a previous seizure or blackout.

If you have experienced seizures or blackouts, or if you have a family history of such occurrences, please consult with your physician before playing videos or games or enabling a flashing-lights feature (if available) on your mobile device. Discontinue use and consult a physician if any of the following symptoms occur: convulsion, eye or muscle twitching, loss of awareness, involuntary movements, or disorientation. It is always a good idea to hold the screen away from your eyes, leave the lights on in the room, take a 15-minute break every hour, and stop use if you are tired.

## Caution About High Volume Usage

**Warning:** Exposure to loud noise from any source for extended periods of time may affect your hearing. The louder the volume sound level, the less time is required before your hearing could be affected. To protect your hearing:

- Limit the amount of time you use headsets or headphones at high volume.
- Avoid turning up the volume to block out noisy surroundings.
- Turn the volume down if you can't hear people speaking near you.

If you experience hearing discomfort, including the sensation of pressure or fullness in your ears, ringing in your ears, or muffled speech, you should



stop listening to the device through your headset or headphones and have your hearing checked. For more information about hearing, see our website at [direct.motorola.com/hellomoto/nss/AcousticSafety.asp](http://direct.motorola.com/hellomoto/nss/AcousticSafety.asp) (in English only).

## Repetitive Motion

When you repetitively perform actions such as pressing keys or entering finger-written characters, you may experience occasional discomfort in your hands, arms, shoulders, neck, or other parts of your body. If you continue to have discomfort during or after such use, stop use and see a physician.

## Children

Keep your mobile device and its accessories away from small children. These products are not toys and may be hazardous to small children. For example:

- A choking hazard may exist for small, detachable parts.
- Improper use could result in loud sounds, possibly causing hearing injury.
- Improperly handled batteries could overheat and cause a burn.

Similar to a computer, if a child does use your mobile device, you may want to monitor their access to help prevent exposure to inappropriate apps or content.

## Glass Parts

Some parts of your mobile device may be made of glass. This glass could break if the product receives a substantial impact. If glass breaks, do not touch or attempt to remove. Stop using your mobile device until the glass is replaced by a qualified service center.

## Operational Warnings

Obey all posted signs when using mobile devices in public areas.

## Potentially Explosive Atmospheres

Areas with potentially explosive atmospheres are often, but not always, posted and can include fueling areas, such as below decks on boats, fuel or chemical transfer or storage facilities, or areas where the air contains chemicals or particles, such as grain dust, or metal powders.

When you are in such an area, turn off your mobile device, and do not remove, install, or charge batteries unless it is a radio product type especially qualified for use in such areas as “Intrinsically Safe” (for example, Factory Mutual, CSA, or UL approved). In such areas, sparks can occur and cause an explosion or fire.

## Symbol Key

Your battery, charger, or mobile device may contain symbols, defined as follows:

| Symbol   | Definition   |
|--|--|
|    | Important safety information follows.  |
|    | Do not dispose of your battery or mobile device in a fire.   |
| <br> | Your battery or mobile device may require recycling in accordance with local laws. Contact your local regulatory authorities for more information. |
|    | Do not dispose of your battery or mobile device with your household waste. See "Recycling" for more information.                                   |
|    | Do not use tools.  |
|    | For indoor use only.   |

## Radio Frequency (RF) Energy

### Exposure to RF Energy

Your mobile device contains a transmitter and receiver. When it is ON, it receives and transmits RF energy. When you communicate with your mobile device, the system handling your call controls the power level at which your mobile device transmits. Your mobile device is designed to comply with local regulatory requirements in your country concerning exposure of human beings to RF energy.

### RF Energy Operational Precautions

For optimal mobile device performance, and to be sure that human exposure to RF energy does not exceed the guidelines set forth in the relevant standards, always follow these instructions and precautions:

- When placing or receiving a phone call, hold your mobile device just like you would a landline phone.
- If you wear the mobile device on your body, always place the mobile device in a Motorola-supplied or approved clip, holder, holster, case, or body harness. If you do not use a body-worn accessory supplied or approved by Motorola, keep the mobile device and its antenna at least 2.5 cm (1 inch) from your body when transmitting.

- Using accessories not supplied or approved by Motorola may cause your mobile device to exceed RF energy exposure guidelines. For a list of Motorola-supplied or approved accessories, visit our website at: [www.motorola.com](http://www.motorola.com).

### RF Energy Interference/Compatibility

Nearly every electronic device is subject to RF energy interference from external sources if inadequately shielded, designed, or otherwise configured for RF energy compatibility. In some circumstances, your mobile device may cause interference with other devices.

### Follow Instructions to Avoid Interference Problems

Turn off your mobile device in any location where posted notices instruct you to do so.

In an aircraft, turn off your mobile device whenever instructed to do so by airline staff. If your mobile device offers an airplane mode or similar feature, consult airline staff about using it in flight.

### Implantable Medical Devices

If you have an implantable medical device, such as a pacemaker or defibrillator, consult your physician before using this mobile device.

Persons with implantable medical devices should observe the following precautions:

- ALWAYS keep the mobile device more than 20 centimeters (8 inches) from the implantable medical device when the mobile device is turned ON.

- DO NOT carry the mobile device in the breast pocket.
- Use the ear opposite the implantable medical device to minimize the potential for interference.
- Turn OFF the mobile device immediately if you have any reason to suspect that interference is taking place.

Read and follow the directions from the manufacturer of your implantable medical device. If you have any questions about using your mobile device with your implantable medical device, consult your healthcare provider.

### Regulatory Information

Your Motorola mobile device is designed to comply with national and international regulatory requirements. For full compliance statements and details, please refer to the regulatory information in your printed product guide.

### Specific Absorption Rate (FCC)

**YOUR MOBILE DEVICE MEETS FCC LIMITS FOR EXPOSURE TO RADIO WAVES.**

Your mobile device is a radio transmitter and receiver. It is designed not to exceed the limits for exposure to radio waves (radio frequency electromagnetic fields) adopted by the Federal Communications Commission (FCC). These limits include a substantial safety margin designed to assure the safety of all persons, regardless of age and health.

The radio wave exposure guidelines use a unit of measurement known as the Specific Absorption Rate, or SAR. The SAR limit for mobile devices is 1.6 W/kg.

Tests for SAR are conducted using standard operating positions with the device transmitting at its highest certified power level in all tested frequency bands.

During use, the actual SAR values for your device are usually well below the values stated. This is because, for purposes of system efficiency and to minimize interference on the network, the operating power of your mobile device is automatically decreased when full power is not needed for the call. The lower the power output of the device, the lower its SAR value.

If you are interested in further reducing your RF exposure then you can easily do so by limiting your usage or simply using a hands-free kit to keep the device away from the head and body.

Additional information can be found at [www.motorola.com/rfhealth](http://www.motorola.com/rfhealth).

## European Union Directives Conformance Statement

The following CE compliance information is applicable to Motorola mobile devices that carry one of the following CE marks:

CE 0168

CE 0168

(Only Indoor Use Allowed In France  
for Bluetooth and/or Wi-Fi)

Hereby, Motorola declares that this product is in compliance with:

- The essential requirements and other relevant provisions of Directive 1999/5/EC
- All other relevant EU Directives

IMEI: 350034/40/394721/9

CE 0168

Type: MC2-41H14

Product  
Approval  
Number

The above gives an example of a typical Product Approval Number.

You can view your product's Declaration of Conformity (DoC) to Directive 1999/5/EC (to R&TTE Directive) at [www.motorola.com/rtte](http://www.motorola.com/rtte) (in English only). To find your DoC, enter the Product

Approval Number from your product's label in the "Search" bar on the website.

## FCC Notice to Users

The following statement applies to all products that bear the FCC logo on the product label.

This equipment has been tested and found to comply with the limits for a Class B digital device, pursuant to part 15 of the FCC Rules. See 47 CFR Sec. 15.105(b). These limits are designed to provide reasonable protection against harmful interference in a residential installation. This equipment generates, uses and can radiate radio frequency energy and, if not installed and used in accordance with the instructions, may cause harmful interference to radio communications. However, there is no guarantee that interference will not occur in a particular installation. If this equipment does cause harmful interference to radio or television reception, which can be determined by turning the equipment off and on, the user is encouraged to try to correct the interference by one or more of the following measures:

- Reorient or relocate the receiving antenna.
- Increase the separation between the equipment and the receiver.
- Connect the equipment to an outlet on a circuit different from that to which the receiver is connected.
- Consult the dealer or an experienced radio/TV technician for help.

This device complies with part 15 of the FCC Rules. Operation is subject to the following two conditions: (1) This device may not cause harmful interference, and (2) this device must accept any interference received, including interference that may cause undesired operation. See 47 CFR Sec. 15.19(a)(3).

Motorola has not approved any changes or modifications to this device by the user. Any changes or modifications could void the user's authority to operate the equipment. See 47 CFR Sec. 15.21.

For products that support Wi-Fi 802.11a (as defined in the product specifications available at [www.motorola.com](http://www.motorola.com)), the following information applies. This equipment has the capability to operate Wi-Fi in the 5 GHz Unlicensed National Information Infrastructure (U-NII) band. Because this band is shared with MSS (Mobile Satellite Service), the FCC has restricted such devices to indoor use only (see 47 CFR 15.407(e)). Since wireless hot spots operating in this band have the same restriction, outdoor services are not offered. Nevertheless, please do not operate this device in Wi-Fi mode when outdoors.

## Industry Canada Notice to Users

Operation is subject to the following two conditions: (1) This device may not cause interference and (2) This device must accept any interference, including interference that may cause undesired operation of the device. See RSS-GEN

7.1.5. This Class B digital apparatus complies with Canadian ICES-003.

## Location Services (GPS & AGPS)

The following information is applicable to Motorola mobile devices that provide location based (GPS and/or AGPS) functionality.

Your mobile device can use *Global Positioning System* (GPS) signals for location-based applications. GPS uses satellites controlled by the U.S. government that are subject to changes implemented in accordance with the Department of Defense policy and the Federal Radio Navigation Plan. These changes may affect the performance of location technology on your mobile device.

Your mobile device can also use *Assisted Global Positioning System* (AGPS), which obtains information from the cellular network to improve GPS performance. AGPS uses your wireless service provider's network and therefore airtime, data charges, and/or additional charges may apply in accordance with your service plan. Contact your wireless service provider for details.

### Your Location

Location-based information includes information that can be used to determine the approximate location of a mobile device. Mobile devices which are connected to a wireless network transmit location-based information. Devices enabled with GPS or AGPS technology also transmit location-based information. Additionally, if you use

applications that require location-based information (e.g. driving directions), such applications transmit location-based information. This location-based information may be shared with third parties, including your wireless service provider, applications providers, Motorola, and other third parties providing services.

### Emergency Calls

When you make an emergency call, the cellular network may activate the AGPS technology in your mobile device to tell the emergency responders your approximate location.

AGPS has limitations and might not work in your area. Therefore:

- Always tell the emergency responder your location to the best of your ability; and
- Remain on the phone for as long as the emergency responder instructs you.

### Navigation

The following information is applicable to Motorola mobile devices that provide navigation features. When using navigation features, note that mapping information, directions and other navigational data may contain inaccurate or incomplete data. In some countries, complete information may not be available. Therefore, you should visually confirm that the navigational instructions are consistent with what you see. All drivers should pay attention to road conditions, closures, traffic, and all other

factors that may impact driving. Always obey posted road signs.

## Smart Practices While Driving

Check the laws and regulations on the use of mobile devices and their accessories in the areas where you drive. Always obey them. The use of these devices may be prohibited or restricted in certain areas—for example, handsfree use only may be required. Go to [www.motorola.com/callsmart](http://www.motorola.com/callsmart) (in English only) for more information.

Your mobile device lets you communicate by voice and data—almost anywhere, anytime, wherever wireless service is available and safe conditions allow. When driving a car, driving is your first responsibility. If you choose to use your mobile device while driving, remember the following tips:

- Get to know your Motorola mobile device and its features such as speed dial, redial and voice dial. If available, these features help you to place your call without taking your attention off the road.
- When available, use a handsfree device. If possible, add an additional layer of convenience to your mobile device with one of the many Motorola Original handsfree accessories available today.
- Position your mobile device within easy reach. Be able to access your mobile device without removing your eyes from the road. If you receive

an incoming call at an inconvenient time, if possible, let your voicemail answer it for you.

- Let the person you are speaking with know you are driving; if necessary, suspend the call in heavy traffic or hazardous weather conditions. Rain, sleet, snow, ice, and even heavy traffic can be hazardous.
- Do not take notes or look up phone numbers while driving. Jotting down a “to do” list or going through your address book takes attention away from your primary responsibility—driving safely.
- Dial sensibly and assess the traffic; if possible, place calls when your car is not moving or before pulling into traffic. If you must make a call while moving, dial only a few numbers, check the road and your mirrors, then continue.
- Do not engage in stressful or emotional conversations that may be distracting. Make people you are talking with aware you are driving and suspend conversations that can divert your attention away from the road.
- Use your mobile device to call for help. Dial 911 or other local emergency number in the case of fire, traffic accident, or medical emergencies (wherever wireless phone service is available).
- Use your mobile device to help others in emergencies. If you see an auto accident, crime in progress, or other serious emergency where

lives are in danger, call 911 or other local emergency number (wherever wireless phone service is available), as you would want others to do for you.

- Call roadside assistance or a special non-emergency wireless assistance number when necessary. If you see a broken-down vehicle posing no serious hazard, a broken traffic signal, a minor traffic accident where no one appears injured, or a vehicle you know to be stolen, call roadside assistance or other special non-emergency wireless number (wherever wireless phone service is available).

## Privacy & Data Security

Motorola understands that privacy and data security are important to everyone. Because some features of your mobile device may affect your privacy or data security, please follow these recommendations to enhance protection of your information:

- Monitor access—Keep your mobile device with you and do not leave it where others may have unmonitored access. Use your device's security and lock features, where available.
- Keep software up to date—If Motorola or a software/application vendor releases a patch or software fix for your mobile device that updates the device's security, install it as soon as possible.

- Secure Personal Information—Your mobile device can store personal information in various locations including your SIM card, memory card, and phone memory. Be sure to remove or clear all personal information before you recycle, return, or give away your device. You can also backup your personal data to transfer to a new device.  
**Note:** For information on how to backup or wipe data from your mobile device, go to [www.motorola.com/support](http://www.motorola.com/support)
- Online accounts—Some mobile devices provide a Motorola online account (such as MOTOBLUR). Go to your account for information on how to manage the account, and how to use security features such as remote wipe and device location (where available).
- Applications and updates—Choose your apps and updates carefully, and install from trusted sources only. Some apps can impact your phone's performance and/or have access to private information including account details, call data, location details and network resources.
- Wireless—For mobile devices with Wi-Fi features, only connect to trusted Wi-Fi networks. Also, when using your device as a hotspot (where available) use network security. These precautions will help prevent unauthorized access to your device.



- Location-based information—Location-based information includes information that can be used to determine the approximate location of a mobile device. Mobile phones which are connected to a wireless network transmit location-based information. Devices enabled with GPS or AGPS technology also transmit location-based information. Additionally, if you use applications that require location-based information (e.g. driving directions), such applications transmit location-based information. This location-based information may be shared with third parties, including your wireless service provider, applications providers, Motorola, and other third parties providing services.
- Other information your device may transmit—Your device may also transmit testing and other diagnostic (including location-based) information, and other non-personal information to Motorola or other third-party servers. This information is used to help improve products and services offered by Motorola.

If you have further questions regarding how the use of your mobile device may impact your privacy or data security, please contact Motorola at [privacy@motorola.com](mailto:privacy@motorola.com), or contact your service provider.

## Use & Care

To care for your Motorola mobile device, please observe the following:



liquids

Don't expose your mobile device to water, rain, extreme humidity, sweat, or other liquids. If it does get wet, don't try to accelerate drying with the use of an oven or dryer, as this may damage the mobile device.



extreme heat or cold

Don't store or use your mobile device in temperatures below -10°C (14°F) or above 60°C (140°F). Don't recharge your mobile device in temperatures below 0°C (32°F) or above 45°C (113°F).



microwaves

Don't try to dry your mobile device in a microwave oven.



dust and dirt

Don't expose your mobile device to dust, dirt, sand, food, or other inappropriate materials.



cleaning solutions

To clean your mobile device, use only a dry soft cloth. Don't use alcohol or other cleaning solutions.



shock and vibration  
Don't drop your mobile device.



protection  
To help protect your mobile device, always make sure that the battery compartment and any connector covers are closed and secure.

## Recycling

### Mobile Devices & Accessories

Please do not dispose of mobile devices or electrical accessories (such as chargers, headsets, or batteries) with your household waste, or in a fire. These items should be disposed of in accordance with the national collection and recycling schemes operated by your local or regional authority. Alternatively, you may return unwanted mobile devices and electrical accessories to any Motorola Approved Service Center in your region. Details of Motorola approved national recycling schemes, and further information on Motorola recycling activities can be found at: [www.motorola.com/recycling](http://www.motorola.com/recycling)



### Packaging & Product Guides

Product packaging and product guides should only be disposed of in accordance with national collection and recycling requirements. Please contact your regional authorities for more details.

## California Perchlorate Label

Some mobile phones use an internal, permanent backup battery on the printed circuit board that may contain very small amounts of perchlorate. In such cases, California law requires the following label:

Perchlorate Material – special handling may apply when the battery is recycled or disposed of. See [www.dtsc.ca.gov/hazardouswaste/perchlorate](http://www.dtsc.ca.gov/hazardouswaste/perchlorate) (in English only).

There is no special handling required by consumers.

## Hearing Aid Compatibility with Mobile Phones

Some Motorola phones are measured for compatibility with hearing aids. If the box for your particular model has “Rated for Hearing Aids” printed on it, the following explanation applies. When some mobile phones are used near some hearing devices (hearing aids and cochlear implants), users may detect a buzzing, humming, or whining noise. Some hearing devices are more immune than others to this interference noise, and phones also vary in the amount of interference they generate.

The wireless telephone industry has developed ratings for some of their mobile phones, to assist hearing device users in finding phones that may be compatible with their hearing devices. Not all phones have been rated. Phones that are rated

have the rating on their box or a label on the box. To maintain the published Hearing Aid Compatibility (HAC) rating for this mobile phone, use only the original equipment battery model.

This phone has been tested and rated for use with hearing aids for some of the wireless technologies that it uses. However, there may be some newer wireless technologies used in this phone that have not been tested yet for use with hearing aids. It is important to try the different features of this phone thoroughly and in different locations, using your hearing aid or cochlear implant, to determine if you hear any interfering noise. Contact your service provider or Motorola for information on hearing aid compatibility. If you have questions about return or exchange policies, contact your service provider or phone retailer.

The ratings are not guarantees. Results will vary depending on the user's hearing device and hearing loss. If your hearing device happens to be vulnerable to interference, you may not be able to use a rated phone successfully. Trying out the phone with your hearing device is the best way to evaluate it for your personal needs.

M-Ratings: Phones rated M3 or M4 meet FCC requirements and are likely to generate less interference to hearing devices than phones that are not labeled. M4 is the better/higher of the two ratings.

T-Ratings: Phones rated T3 or T4 meet FCC requirements and are likely to be more usable with a hearing device's telecoil ("T Switch" or "Telephone

Switch") than unrated phones. T4 is the better/higher of the two ratings. (Note that not all hearing devices have telecoils in them.) Hearing devices may also be measured for immunity to this type of interference. Your hearing device manufacturer or hearing health professional may help you find results for your hearing device. The more immune your hearing aid is, the less likely you are to experience interference noise from mobile phones.

## Software Copyright Notice

Motorola products may include copyrighted Motorola and third-party software stored in semiconductor memories or other media. Laws in the United States and other countries preserve for Motorola and third-party software providers certain exclusive rights for copyrighted software, such as the exclusive rights to distribute or reproduce the copyrighted software. Accordingly, any copyrighted software contained in Motorola products may not be modified, reverse-engineered, distributed, or reproduced in any manner to the extent allowed by law. Furthermore, the purchase of Motorola products shall not be deemed to grant either directly or by implication, estoppel, or otherwise, any license under the copyrights, patents, or patent applications of Motorola or any third-party software provider, except for the normal, non-exclusive, royalty-free license to use that arises by operation of law in the sale of a product.

## Content Copyright

The unauthorized copying of copyrighted materials is contrary to the provisions of the Copyright Laws of the United States and other countries. This device is intended solely for copying non-copyrighted materials, materials in which you own the copyright, or materials which you are authorized or legally permitted to copy. If you are uncertain about your right to copy any material, please contact your legal advisor.

## Open Source Software Information

For instructions on how to obtain a copy of any source code being made publicly available by Motorola related to software used in this Motorola mobile device, you may send your request in writing to the address below. Please make sure that the request includes the model number and the software version number.

MOTOROLA MOBILITY, INC.

OSS Management

600 North US Hwy 45

Libertyville, IL 60048

USA

The Motorola website [opensource.motorola.com](http://opensource.motorola.com)

(in English only) also contains information regarding Motorola's use of open source.

Motorola has created the

[opensource.motorola.com](http://opensource.motorola.com) website to serve as a portal for interaction with the software community-at-large.

To view additional information regarding licenses, acknowledgments and required copyright notices for open source packages used in this Motorola mobile device, please press Menu Key > **Settings** > **About phone** > **Legal information** > **Open source licenses**. In addition, this Motorola device may include self-contained applications that present supplemental notices for open source packages used in those applications.

## Export Law Assurances

This product is controlled under the export regulations of the United States of America and Canada. The Governments of the United States of America and Canada may restrict the exportation or re-exportation of this product to certain destinations. For further information contact the U.S. Department of Commerce or the Canadian Department of Foreign Affairs and International Trade.

## Product Registration

Online Product Registration:

[www.motorola.com/us/productregistration](http://www.motorola.com/us/productregistration) (in English only)

Product registration is an important step toward enjoying your new Motorola product. Registering permits us to contact you for product or software updates and allows you to subscribe to updates on new products or special promotions. Registration is not required for warranty coverage.

Please retain your original dated sales receipt for your records. For warranty service of your Motorola Personal Communications Product you will need to provide a copy of your dated sales receipt to confirm warranty status.

Thank you for choosing a Motorola product.

## Service & Repairs

If you have questions or need assistance, we're here to help.

Go to [www.motorola.com/repair](http://www.motorola.com/repair) (United States) or [www.motorola.com/support](http://www.motorola.com/support) (Canada), where you can select from a number of customer care options. You can also contact the Motorola Customer Support Center at 1-800-734-5870 (United States), 1-888-390-6456 (TTY/TDD United States for hearing impaired), or 1-800-461-4575 (Canada).

## Motorola Limited Warranty for the United States and Canada

### What Does this Warranty Cover?

Subject to the exclusions contained below, Motorola Mobility, Inc. warrants its mobile telephones ("Products"), Motorola-branded or certified accessories sold for use with these Products ("Accessories"), and Motorola software contained on CD-ROMs or other tangible media and sold for use with these Products ("Software") to be free from defects in materials and workmanship under normal consumer usage for the period(s)

outlined below. This limited warranty is a consumer's exclusive remedy, and applies as follows to new Motorola Products, Accessories, and Software purchased by consumers in the United States or Canada, which are accompanied by this written warranty:

### Products and Accessories

| Products Covered   | Length of Coverage   |
|--|--|
| Products and Accessories as defined above, unless otherwise provided for below.                    | One (1) year from the date of purchase by the first consumer purchaser of the product unless otherwise provided for below. |
| Decorative Accessories and Cases. Decorative covers, bezels, PhoneWrap™ covers and cases.          | Limited lifetime warranty for the lifetime of ownership by the first consumer purchaser of the product.                    |
| Monaural Headsets. Ear buds and boom headsets that transmit mono sound through a wired connection. | Limited lifetime warranty for the lifetime of ownership by the first consumer purchaser of the product.                    |

| Products Covered  | Length of Coverage  |
|---|---|
| Products and Accessories that are Repaired or Replaced. | The balance of the original warranty or for ninety (90) days from the date returned to the consumer, whichever is longer. |

#### Exclusions (Products and Accessories)

Normal Wear and Tear. Periodic maintenance, repair and replacement of parts due to normal wear and tear are excluded from coverage.

Batteries. Only batteries whose fully charged capacity falls below 80% of their rated capacity and batteries that leak are covered by this limited warranty.

Abuse & Misuse. Defects or damage that result from: (a) improper operation, storage, misuse or abuse, accident or neglect, such as physical damage (cracks, scratches, etc.) to the surface of the product resulting from misuse; (b) contact with liquid, water, rain, extreme humidity or heavy perspiration, sand, dirt or the like, extreme heat, or food; (c) use of the Products or Accessories for commercial purposes or subjecting the Product or Accessory to abnormal usage or conditions; or (d) other acts which are not the fault of Motorola, are excluded from coverage.

Use of Non-Motorola Products and Accessories. Defects or damage that result from the use of non-Motorola branded or certified Products,

Accessories, Software or other peripheral equipment are excluded from coverage. Unauthorized Service or Modification. Defects or damages resulting from service, testing, adjustment, installation, maintenance, alteration, or modification in any way by someone other than Motorola, or its authorized service centers, are excluded from coverage.

Altered Products. Products or Accessories with (a) serial numbers or date tags that have been removed, altered or obliterated; (b) broken seals or that show evidence of tampering; (c) mismatched board serial numbers; or (d) nonconforming or non-Motorola housings, or parts, are excluded from coverage.

Communication Services. Defects, damages, or the failure of Products, Accessories or Software due to any communication service or signal you may subscribe to or use with the Products Accessories or Software is excluded from coverage.

#### Software

| Products Covered  | Length of Coverage                          |
|---|---|
| Software. Applies only to physical defects in the media that embodies the copy of the software (e.g. CD-ROM, or floppy disk). | Ninety (90) days from the date of purchase. |

## Exclusions (Software)

Software Embodied in Physical Media. No warranty is made that the software will meet your requirements or will work in combination with any hardware or software applications provided by third parties, that the operation of the software products will be uninterrupted or error free, or that all defects in the software products will be corrected.

## Software NOT Embodied in Physical Media.

Software that is not embodied in physical media (e.g. software that is downloaded from the Internet), is provided “as is” and without warranty.

## Who is Covered?

This warranty extends only to the first consumer purchaser, and is not transferable.

## What Will Motorola Do?

Motorola, at its option, will at no charge repair, replace or refund the purchase price of any Products, Accessories or Software that does not conform to this warranty. We may use functionally equivalent reconditioned/refurbished/pre-owned or new Products, Accessories or parts. No data, software or applications added to your Product, Accessory or Software, including but not limited to personal contacts, games and ringer tones, will be reinstalled. To avoid losing such data, software, and applications, please create a back up prior to requesting service.

## How to Obtain Warranty Service or Other Information

|        |                |
|--------|----------------|
| USA    | 1-800-734-5870 |
| Canada | 1-800-461-4575 |
| TTY    | 1-888-390-6456 |

You will receive instructions on how to ship the Products, Accessories or Software, at your expense, to a Motorola Authorized Repair Center. To obtain service, you must include: (a) a copy of your receipt, bill of sale or other comparable proof of purchase; (b) a written description of the problem; (c) the name of your service provider, if applicable; (d) the name and location of the installation facility (if applicable) and, most importantly; (e) your address and telephone number.

## What Other Limitations are There?

ANY IMPLIED WARRANTIES, INCLUDING WITHOUT LIMITATION THE IMPLIED WARRANTIES OF MERCHANTABILITY AND FITNESS FOR A PARTICULAR PURPOSE, SHALL BE LIMITED TO THE DURATION OF THIS LIMITED WARRANTY, OTHERWISE THE REPAIR, REPLACEMENT, OR REFUND AS PROVIDED UNDER THIS EXPRESS LIMITED WARRANTY IS THE EXCLUSIVE REMEDY OF THE CONSUMER, AND IS PROVIDED IN LIEU OF ALL OTHER WARRANTIES, EXPRESS OR IMPLIED. IN NO EVENT SHALL MOTOROLA BE LIABLE, WHETHER IN CONTRACT OR TORT (INCLUDING

NEGLIGENCE) FOR DAMAGES IN EXCESS OF THE PURCHASE PRICE OF THE PRODUCT, ACCESSORY OR SOFTWARE, OR FOR ANY INDIRECT, INCIDENTAL, SPECIAL OR CONSEQUENTIAL DAMAGES OF ANY KIND, OR LOSS OF REVENUE OR PROFITS, LOSS OF BUSINESS, LOSS OF INFORMATION OR DATA, SOFTWARE OR APPLICATIONS OR OTHER FINANCIAL LOSS ARISING OUT OF OR IN CONNECTION WITH THE ABILITY OR INABILITY TO USE THE PRODUCTS, ACCESSORIES OR SOFTWARE TO THE FULL EXTENT THESE DAMAGES MAY BE DISCLAIMED BY LAW.

Some states and jurisdictions do not allow the limitation or exclusion of incidental or consequential damages, or limitation on the length of an implied warranty, so the above limitations or exclusions may not apply to you. This warranty gives you specific legal rights, and you may also have other rights that vary from state to state or from one jurisdiction to another.



DRAFT - MOTOROLA CONFIDENTIAL  
& PROPRIETARY INFORMATION



## Copyright & Trademarks

Motorola Mobility, Inc.  
Consumer Advocacy Office  
600 N US Hwy 45  
Libertyville, IL 60048  
[www.motorola.com](http://www.motorola.com)

**Note:** Do not ship your product to the above address. If you need to return your product for repairs, replacement, or warranty service, please contact the Motorola Customer Support Center at: 1-800-734-5870 (United States) 1-888-390-6456 (TTY/TDD United States for hearing impaired) 1-800-461-4575 (Canada)

Certain features, services and applications are network dependent and may not be available in all areas; additional terms, conditions and/or charges may apply for voice, messaging, data, and other services. Contact AT&T Mobility for details. 4G speeds delivered by HSPA+ with enhanced backhaul. Available in limited areas. Availability increasing with ongoing backhaul deployment. Learn more at [att.com/network](http://att.com/network).

All features, functionality, and other product specifications, as well as the information contained in this guide, are based upon the latest available information and believed to be accurate at the time of printing. Motorola reserves the right to change or modify any information or specifications without notice or obligation.

**Note:** The images in this guide are examples only.

MOTOROLA and the Stylized M Logo are trademarks or registered trademarks of Motorola Trademark Holdings, LLC. Google, the Google logo, Google Maps, Google Talk, Google Latitude, Gmail, YouTube, Picasa, Android and Android Market are trademarks of Google, Inc. All other product or service names are the property of their respective owners.

© 2011 Motorola Mobility, Inc. All rights reserved. Portions © 2011 Motorola, Mobility Inc. Portions © 2011 AT&T Intellectual Property. All rights reserved.

**Caution:** Motorola does not take responsibility for changes/modification to the transceiver.

Product ID: MOTOROLA ATRIX™ 2 4G (Model MB865)

Manual Number: 68016261001-A