

WELCOME

Your MOTOGO! makes life fun. All social, all the time.

- **Messaging.** Easy texting and no more cramped thumbs with the built-in keypad.
- **Personalization.** Make your phone your own with wallpapers and more.
- **Photos & Music.** Take and send photos to your friends. Listen to music could be: when you want, wherever you are.

We've crammed all the main features of your phone into this handy guide, and in a matter of minutes we'll show you just how easy your phone is to use. You may be surprised at what you discover.

Note: Your phone may not appear exactly as the images in this guide.

Caution: Before assembling, charging, or using your phone for the first time, please read the important safety, regulatory and legal information provided with your product.

YOUR PHONE



MicroUSB Connector
Charge & connect to computer.

3.5mm Headset Jack
Listen to music or call handsfree.

Note: for some headsets with hang up buttons, the buttons will not work.

Volume Keys

Microphone

IMPORTANT KEYS



Send Key
Enter a number & press to call.

Navigation Key
Scroll up, down, left, or right.

Alternate/Meeting Mode

Soft Keys
Perform function shown above the key.

Power/End Key
Turn on/off & end calls.

Delete

Center Key
Press to select.

Google Search

SYM Symbols

MESSAGES

Send an SMS or MMS

- 1 Press **Menu** > **Messaging** > **Write message**.
 - 2 Enter your message using the keypad.
- Tip:** Press **Options** > **Input method** to switch text entry modes, such as **abc** or **Numeric**. To enter a symbol, press **SYM**.
- 3 To add pictures, sounds, or videos, press **Options**.
 - 4 Press **Options** > **Send to** to enter one or more recipients or to select a contact from your phonebook.

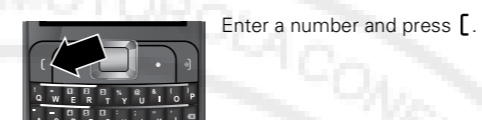
Read messages

When you receive a message, your phone plays an alert and displays on the screen. Press **View** to open the message.

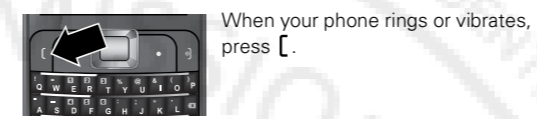
Tip: You can read all messages in your inbox by pressing **Menu** > **Messaging** > **Inbox**.

CALLS

Make calls



Answer calls



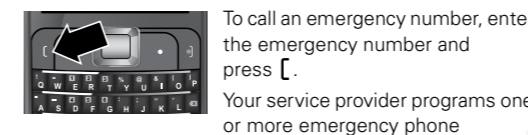
End a call



Redial number

- 1 From the home screen, press **[]** to see a list of **All calls**.
- 2 Scroll to the entry you want and press **[]**.

EMERGENCY CALLS



To call an emergency number, enter the emergency number and press **[]**. Your service provider programs one or more emergency phone numbers that you can call under any circumstances, even when your phone is locked. Emergency numbers vary by country. Your pre-programmed emergency number(s) may not work in all locations, and sometimes an emergency call cannot be placed due to network, environmental, or interference issues.

Cool down

In very limited circumstances, such as where your phone has been exposed to extreme heat, you may see "Cool Down" messages. To avoid possible damage to your battery and phone, you should follow these instructions until the phone is within its recommended temperature range. When your phone is in "Cool Down" mode, only emergency calls can be made.

TIPS & TRICKS

Voicemail

Press and hold **1**. If your voicemail number is preset, you will connect.

Backlight time

To set how long your backlight stays on, press **Menu** > **Settings** > **Phone settings** > **Misc. settings** > **LCD Backlight** and select how long your screen is idle until the screen dims.

Handsfree speaker

During an active call, press to turn the handsfree speaker on. To turn the handsfree speaker off, press again. You can also use a wired headset to go handsfree.

Lock your phone

Press **Menu** > **Settings** > **Security Settings** > **Phone Security** > **Phone Lock**, then enter a password to lock your phone. The code is originally set to **1234**.

To change your password, in the Security Settings menu, select **Phone Security** > **Change Password**.

Note: If you are locked out of your phone, contact your service provider for help.

MUSIC

Play music

Press **Menu** > **Multimedia** > **Media player**

Controls

controls	
play/pause	Press .
next/previous song	Press right or left.
fast forward/rewind	Press and hold right or left.
volume	Press the side volume keys up or down .

Tip: You can use other phone features when playing music, but games or radio turns the audio player off. If you receive a call while playing music, the player pauses automatically. Playing music resumes after you end the call.

MENU MAP

Phonebook

- Fun & Games
- Call center
- Call History
- Call Settings

Messaging

- Push Mail
- Write Message
- Conversational Mode
- Inbox
- Drafts
- Outbox
- Sent Messages
- Delete Messages
- Broadcast Messages
- Templates
- Message Settings

File Manager

- Multimedia
- Image Viewer
- Media Player
- Camcorder/Video Recorder
- Photo Editor
- Sound Recorder
- FM Radio
- Melody Composer

User Profiles

Browser

- Tools
- Alarm
- World Clock
- Calendar
- Calculator
- Tasks
- Currency/Unit Converter
- Settings
- Phone Settings
- Network Settings
- Security Settings
- Connection Manager
- Restore Factory Settings
- Sound Effects

DISPLAY

The home screen appears when you turn on the phone. Status indicators appear across the top of the screen:



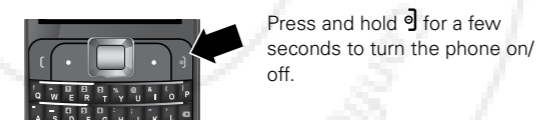
Note: Your home screen may look a little different.

LET'S GO

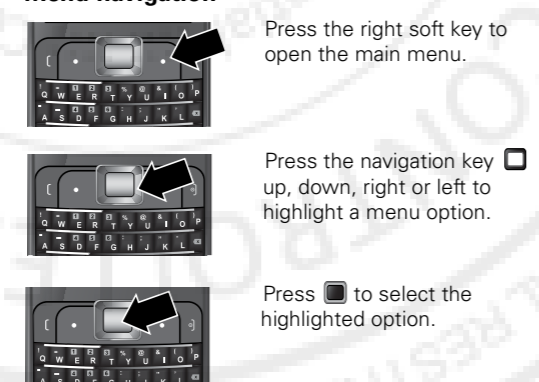


BASICS

Turn it on & off



Menu navigation



PERSONALIZE

Set your wallpaper

Change the wallpaper to one that makes you smile. Press **Menu** > **Settings** > **Phone settings** > **Display** > **Wallpaper**.

Set ringtone & volume

Play it loud or keep it quiet, you choose. Press **Menu** > **User Profiles**. Choose a profile. Press **Options** > **Customize** to edit a profile.

Set shortcuts & widgets

Set shortcuts or widgets to features you use most. In the home screen, navigate to an empty space and press **Edit** > **Add**. To remove a shortcut/widget, select it and press **Edit** > **Delete**.

CONTACTS

Save contacts

- 1 Enter the number on the home screen and press **Options** > **Save to Phonebook** > **Add new contact** or **Replace existing**.
 - 2 Select an option, enter the contact details, and press **Done** > **Yes** to save.
- Tip:** Press **Menu** > **Phonebook** > **Options** > **Phonebook settings** > **Preferred storage** to choose where to save your contacts (**SIM** and/or **Phone**).

Call contacts

- 1 Press **Menu** > **Phonebook**.
- 2 Press **[] up** or **down**, to scroll through the list to highlight the contact's number.
- 3 Press **[]**.

PHOTOS & VIDEOS

Take photos & videos

- 1 To use the camera or video recorder, press **Menu** > **Multimedia** > **Camera** or press **[]** > **Switch to Video Recorder**.
 - 2 Press **[]** to take your photo or to start/stop the video.
- To **share** photos, press **[]** > **Forward** > **Via Bluetooth, As Email, or As multimedia message**.
 - To **stop** the recording and **save** the video, press **[]**.
 - To **delete** the photo, press **[]** > **Delete**
 - To **return to the viewfinder**, press **[]**.
 - To **view** your stored pictures, press **[]** > **Switch to Photo Album**.

To **transfer** photos or videos to/from your memory card, plug your USB cable into your phone and computer, then drag and drop files.

RADIO

Listen to the radio

- First, plug in a headset (required). Press **Menu** > **Multimedia** > **FM Radio**. Then to:
- To **tune a station**, press **[] right/left**. Press **Options** > **Auto Search** to search and store automatically.
 - To **find the next station**, press **[] up**, then press **[] right/left**.
 - To **turn off/on** the radio, press **[] down**.
 - To **change the volume**, press the side volume keys up/down.

Store favorite stations

When listening to a station, to store it, press **Options** > **Channel list**. Select a channel number and press **Add**. Press **Options** > **Channel list** to see your stored stations. Press keys **1** through **9** to select a stored station.

BLUETOOTH

Connect new devices

- 1 Make sure the device you are pairing with is in discoverable mode.
- 2 Press **Menu** > **Settings** > **Connection Manager** > **Bluetooth** > **My Device** > **Search for New Devices**.
- 3 When your phone lists the devices it finds within range, select the device name > **Pair** to connect with it.
- 4 If necessary, press **Yes** and, if prompted, enter the device passkey (such as **0000**) to connect to the device.

To automatically reconnect/disconnect your phone with a paired device, just turn the device on/off.

To send a media file or contact, open the item that you want to transfer, then press **Options** > **Send** > **Via Bluetooth**.

WEB

Surf the web

- Note:** If you can't connect, contact your service provider. Use your phone's browser to surf your favorite websites. Press **Menu** > **Browser** from the home screen.
- To go to your home page, press **Homepage**.
 - To go to a webpage, press **Input address** and enter the URL using the keypad.
 - To bookmark a page, press **Options** > **Add to bookmarks**.

Caution: Please read "Battery Use & Safety" on the back of this guide.

11 APR 2012

SAR This product meets the applicable SAR limits of 1.6 W/kg (FCC & IC) and 2.0 W/kg (ICNIRP). The limits and guidelines include a substantial safety margin designed to assure the safety of all persons, regardless of age and health. The highest SAR values measured for this device are listed in the regulatory information packaged with your product.

Note: When carrying the product or using it while worn on your body, either use an approved accessory such as a holster or otherwise maintain a distance of 2.5 cm (1 inch) from the body to ensure compliance with RF exposure requirements. Note that the product may be transmitting even if you are not making a phone call.



Safety, Regulatory & Legal

Battery Use & Safety

The following battery use and safety information applies to all Motorola mobile devices. If your mobile device uses a non-rechargeable main battery (as stated in your product information), details related to handling and replacing your battery should be disregarded—the battery should only be replaced by a Motorola-approved service facility, and any attempt to remove your battery may damage the product.

Important: Handle and store batteries properly to avoid injury or damage. Most battery safety issues arise from improper handling of batteries, and particularly from the continued use of damaged batteries.

- DN Ts**
- Don't disassemble, crush, puncture, shred, or otherwise attempt to change the form of your battery.**
- Don't use tools, sharp objects, or excessive force to insert or remove the battery as this can damage the battery.**
- Don't let the mobile device or battery come in contact with liquids.*** Liquids can get into the mobile device's circuits, leading to corrosion.
- Don't allow the battery to touch metal objects.** If metal objects, such as jewelry, stay in prolonged contact with the battery contact points, the battery could become very hot.
- Don't place your mobile device or battery near a heat source.*** High temperatures can cause the battery to swell, leak, or malfunction.
- Don't dry a wet or damp battery with an appliance or heat source,** such as a hair dryer or microwave oven.

- DS**
- Do avoid leaving your mobile device in your car in high temperatures.***
- Do avoid dropping the mobile device or battery.*** Dropping these items, especially on a hard surface, can potentially cause damage.
- Do contact your service provider or Motorola if your mobile device or battery has been damaged in any of the ways listed here.**
- Note:** Always make sure that any battery, connector and compartment covers are closed and secure to avoid direct exposure of the battery to any of these conditions, even if your product information states that your **mobile device** can resist damage from these conditions.
- Important: Motorola recommends you always use Motorola-branded batteries and chargers for quality assurance and safeguards.** Motorola's warranty does not cover damage to the mobile device caused by non-Motorola batteries and/or chargers. To help you identify authentic Motorola batteries from non-original or counterfeit batteries (that may not have adequate safety protection), Motorola provides holograms on its batteries. You should confirm that any battery you purchase has a "Motorola Original" hologram.

- If you see a message on your display such as **Invalid Battery or Unable to Charge**, it may mean the following things:
 - Remove the battery and inspect it to confirm that it has a "Motorola Original" hologram;
 - If there is no hologram, the battery is not a Motorola battery;
 - If there is a hologram, replace the battery and try charging it again;
 - If the message remains, contact a Motorola authorized service center.
- Warning:** Use of a non-Motorola battery or charger may present a risk of fire, explosion, leakage, or other hazard.

Proper and safe battery disposal and recycling: Proper battery disposal is not only important for safety, it benefits the environment. You can recycle your used batteries in many retail or service provider locations. Additional information on proper disposal and recycling can be found at www.motorola.com/recycling

Disposal: Promptly dispose of used batteries in accordance with local regulations. Contact your local recycling center or national recycling organizations for more information on how to dispose of batteries.

Warning: Never dispose of batteries in a fire because they may explode.

Battery Charging

Notes for charging your products' battery:






- During charging, keep your battery and charger near room temperature for efficient battery charging.
- New batteries are not fully charged.
- New batteries or batteries stored for a long time may take more time to charge.
- Motorola batteries and charging systems have circuitry that protects the battery from damage from overcharging.



Third Party Accessories

Use of third party accessories, including but not limited to batteries, chargers, headsets, covers, cases, screen protectors and memory cards, may impact your mobile device's performance. In some circumstances, third party accessories can be dangerous and may void your mobile device's warranty. For a list of Motorola accessories, visit www.motorola.com/products

Driving Precautions

Responsible and safe driving is your primary responsibility when behind the wheel of a vehicle. Using a mobile device or accessory for a call or other application while driving may cause distraction, and may be prohibited or restricted in certain areas—always obey the laws and regulations on the use of these products.

Symbol	Definition
	Important safety information follows.
	Do not dispose of your battery or mobile device in a fire.
	Your battery or mobile device may require recycling in accordance with local laws. Contact your local regulatory authorities for more information.
	Input navigation information.
	Do not dispose of your battery or mobile device with your household waste. See "Recycling" for more information.

Symbol	Definition
	Do not use tools.
	For indoor use only.

Radio Frequency (RF) Energy

Exposure to RF Energy

Your mobile device contains a transmitter and receiver. When it is ON, it receives and transmits RF energy. When you communicate with your mobile device, the system handling your call controls the power level at which your mobile device transmits.

Your mobile device is designed to comply with local regulatory requirements in your country concerning exposure of human beings to RF energy.

During use, the actual SAR values for your device are usually well below the values stated. This is because, for purposes of system efficiency and to minimize interference on the network, the operating power of your mobile device is automatically decreased when full power is not needed for the call. The lower the power output of the device, the lower its SAR value.

If you are interested in further reducing your RF exposure then you can easily do so by limiting your usage or simply using a hands-free kit to keep the device away from the head and body.

Additional information can be found at www.motorola.com/rfhealth.

- Limit the amount of time you use headsets or headphones at high volume.
- Avoid turning up the volume to block out noisy surroundings.
- Turn the volume down if you can't hear people speaking near you.
- If you experience hearing discomfort, including the sensation of pressure or fullness in your ears, ringing in your ears, or muffled speech, you should stop listening to the device through your headset or headphones and have your hearing checked.
- For more information about hearing, see our website at direct.motorola.com/hellomoto/nss/AcousticSafety.asp (In English only).

Repetitive Motion

When you repetitively perform actions such as pressing keys or entering finger-written characters, you may experience occasional discomfort in your hands, arms, shoulders, neck, or other parts of your body. If you continue to have discomfort during or after such use, stop use and see a physician.

Children

Keep your mobile device and its accessories away from small children. These products are not toys and may be hazardous to small children. For example:

- A choking hazard may exist for small, detachable parts.
- Improper use could result in loud sounds, possibly causing hearing injury.
- Improperly handled batteries could overheat and cause a burn.
- DO NOT carry the mobile device in the breast pocket.
- Use the ear opposite the implantable medical device to minimize the potential for interference.
- Turn OFF the mobile device immediately if you have any reason to suspect that interference is taking place.

- ALWAYS** keep the mobile device more than 20 centimeters (8 inches) from the implantable medical device when the mobile device is turned ON.
- DO NOT carry the mobile device in the breast pocket.
- Use the ear opposite the implantable medical device to minimize the potential for interference.
- Turn OFF the mobile device immediately if you have any reason to suspect that interference is taking place.

Regulatory Information

Your Motorola mobile device is designed to comply with national and international regulatory requirements. For full compliance statements and details, please refer to the regulatory information in your printed product guide.

Specific Absorption Rate (FCC & IC)

YOUR MOBILE DEVICE MEETS FCC AND IC LIMITS FOR EXPOSURE TO RADIO WAVES.

Your mobile device is a radio transmitter and receiver. It is designed not to exceed the limits for exposure to radio waves (radio frequency electromagnetic fields) recommended by international guidelines. The guidelines were developed by an independent scientific organization (ICNIRP) and include a substantial safety margin designed to assure the safety of all persons, regardless of age and health. The radio wave exposure guidelines use a unit of measurement known as the Specific Absorption Rate, or SAR. The SAR limit for mobile devices is 1.6 W/kg. Tests for SAR are conducted using standard operating positions with the device transmitting at its highest certified power level in all tested frequency bands. The highest SAR values under the FCC and IC guidelines for your device model are listed below.

Head SAR	EX430 (UMTS 850/2100) GSM 850, Wi-Fi, Bluetooth	0.729 W/kg
Body-worn SAR	EX430 (UMTS 850/2100) GSM 850, Wi-Fi, Bluetooth	1.27 W/kg

During use, the actual SAR values for your device are usually well below the values stated. This is because, for purposes of system efficiency and to minimize interference on the network, the operating power of your mobile device is automatically decreased when full power is not needed for the call. The lower the power output of the device, the lower its SAR value.

If you are interested in further reducing your RF exposure then you can easily do so by limiting your usage or simply using a hands-free kit to keep the device away from the head and body.

Additional information can be found at www.motorola.com/rfhealth.

Specific Absorption Rate (ICNIRP)

YOUR MOBILE DEVICE MEETS INTERNATIONAL GUIDELINES FOR EXPOSURE TO RADIO WAVES.

Your mobile device is a radio transmitter and receiver. It is designed not to exceed the limits for exposure to radio waves (radio frequency electromagnetic fields) recommended by international guidelines. The guidelines were developed by an independent scientific organization (ICNIRP) and include a substantial safety margin designed to assure the safety of all persons, regardless of age and health. The radio wave exposure guidelines use a unit of measurement known as the Specific Absorption Rate, or SAR. The SAR limit for mobile devices is 2 W/kg. Tests for SAR are conducted using standard operating positions with the device transmitting at its highest certified power level in all tested frequency bands. The highest SAR values under the ICNIRP guidelines for your device model are listed below.

Head SAR	EX430 (UMTS 850/2100) GSM 900 + Wi-Fi + Bluetooth	0.68 W/kg
Body-worn SAR	EX430 (UMTS 850/2100) GSM 850 + Wi-Fi + Bluetooth	0.851 W/kg

During use, the actual SAR values for your device are usually well below the values stated. This is because, for purposes of system efficiency and to minimize interference on the network, the operating power of your mobile device is automatically decreased when full power is not needed for the call. The lower the power output of the device, the lower its SAR value.

If you are interested in further reducing your RF exposure then you can easily do so by limiting your usage or simply using a hands-free kit to keep the device away from the head and body.

Additional information can be found at www.motorola.com/rfhealth.

European Union Directives Conformity Statement

The following CE compliance information is applicable to Motorola mobile devices that carry one of the following CE marks:

CE 0168

CE 01680


(Only Indoor Use Allowed In France for Bluetooth and/or Wi-Fi)

Hereby, Motorola declares that this product is in compliance with:

- The essential requirements and other relevant provisions of Directive 1999/5/EC
- All other relevant EU Directives

For products that support Wi-Fi 802.11a [as defined in your product information]: This device is restricted to indoor use when operating in the 5.15 to 5.25 GHz (802.11a) Wi-Fi frequency band.

The following gives an example of a typical Product Approval Number:

IMEI: 35003440193947219	Product Approval Number
	Type: MC2-41H14

You can view your product's Declaration of Conformity (DoC) to Directive 1999/5/EC (to R&TTE Directive) at www.motorola.com/rfite (in English only). To find your DoC, enter the Product Approval Number from your product's label in the "Search" bar on the website.

FCC Notice to Users

The following statement applies to all products that bear the FCC logo on the product label.

This equipment has been tested and found to comply with the limits for a Class B digital device, pursuant to part 15 of the FCC Rules, See 47 CFR Sec. 1.105(b). These limits are designed to provide reasonable protection against harmful interference in a residential installation. This equipment generates, uses and can radiate radio frequency energy and, if not installed and used in accordance with the instructions, may cause harmful interference to radio communications. However, there is no guarantee that interference will not occur in a particular installation. If this equipment does cause harmful interference to radio or television reception, which can be determined by turning the equipment off and on, the user is encouraged to try to correct the interference by one or more of the following measures:

- Reorient or relocate the receiving antenna.
- Increase the separation between the equipment and the receiver.
- Connect the equipment to a outlet on a circuit different from that to which the receiver is connected.
- Consult the dealer or an experienced radio/TV technician for help.
- This device complies with part 15 of the FCC Rules. Operation is subject to the following two conditions: (1) This device may not cause harmful interference, and (2) this device must accept any interference received, including interference that may cause undesired operation. See 47 CFR Sec. 15.19(a)(3).
- Motorola has not approved any changes or modifications to this device by its user. Any changes or modifications could void the user's authority to operate the equipment. See 47 CFR Sec. 15.21.
- For products that support Wi-Fi 802.11a [as defined in your product information]: This device is restricted to indoor use when operating in the 5.15 to 5.25 GHz (802.11a) Wi-Fi frequency band.

Software Notices

Warning against unlocking the bootloader or altering a product's operating system software: Motorola strongly recommends against altering a product's operating system, which includes unlocking the bootloader, rooting a device or running any operating software other than the approved versions issued by Motorola and its partners. Such alterations may permanently damage your product, cause your product to be unsafe and/or cause your product to malfunction. In such cases, neither the product nor any damage resulting therefrom will be covered by warranty.

Important FCC information: You must not make or enable any changes to the product that will impact its FCC grant of equipment authorization. The FCC grant is based on the product's emission, modulation, and

transmission characteristics, including: power levels, operating frequencies and bandwidths, SAR levels, duty-cycle, transmission modes (e.g., CDMA, GSM), and intended method of using the product (e.g., how the product is held or used in proximity to the body). A change to any of these factors will invalidate the FCC grant. It is illegal to operate a transmitting product without a valid grant.

Location Services

The following information is applicable to Motorola mobile devices that provide location-based functionality. Location sources can include GPS, AGPS and Wi-Fi. Your mobile device can use *Global Positioning System* (GPS) signals for location-based applications. GPS uses satellites controlled by the U.S. government that are subject to changes implemented in accordance with the Department of Defense policy and the Federal Radio Navigation Plan. These changes may affect the performance of location technology on your mobile device.

Your mobile device can also use *Assisted Global Positioning System* (AGPS), which obtains information from the cellular network to improve GPS performance. AGPS uses your wireless service provider's network and therefore airtime, data charges, and/or additional charges may apply in accordance with your service plan. Contact your wireless service provider for details.

Your mobile device can also use *Wi-Fi* signals to determine your approximate location, using information from known and available Wi-Fi networks.

When you make an emergency call, the cellular network may activate the AGPS technology in your mobile device to tell the emergency responders your approximate location. AGPS has limitations and **might not work in your area**. Therefore:

- Always tell the emergency responder your location to be the best of your ability, and
- Remain on the phone for as long as the emergency responder instructs you.

Your Location

Location-based information includes information that can be used to determine the approximate location of a mobile device. Mobile devices which are connected to a wireless network transmit location-based information. Devices enabled with location technology also transmit location-based information.

Additionally, if you use applications that require location-based information (e.g. driving directions), such applications transmit location-based information. This location-based information may be shared with third parties, including your wireless service provider, applications providers, Motorola, and other third parties providing services.

Emergency Calls

When you make an emergency call, the cellular network may activate the AGPS technology in your mobile device to tell the emergency responders your approximate location.

AGPS has limitations and **might not work in your area**. Therefore:

- Always tell the emergency responder your location to be the best of your ability, and
- Remain on the phone for as long as the emergency responder instructs you.

Privacy & Data Security

Motorola understands that privacy and data security are important to everyone. Because some features of your mobile device may affect your privacy or data security, please follow these recommendations to enhance protection of your information:

- Monitor access.**—Keep your mobile device with you and do not leave it where others may have unmonitored access. Use your device's security and lock features, when available.
- Keep software up to date.**—If Motorola or a software/application vendor releases a patch or software fix for your mobile device that updates the device's security, install it as soon as possible.

Secure Personal Information—Your mobile device can store personal information in various locations including your SIM card, memory card, and phone memory. Be sure to remove or clear all personal information before you recycle, return, or give away your device. You can also backup your product data to transfer to a new device.

Note: For information on how to backup or wipe data from your mobile device, go to www.motorola.com/support

- Online accounts**—Some mobile devices provide a Motorola online account (such as MOTOBLUR). Go to your account for information on how to manage the account, and how to use security features such as remote wipe and device location (where available).

Applications and updates—Choose your apps and updates carefully, and install from trusted sources only. Some apps can impact your phone's performance and/or have access to private information including account details, call data, location details and network resources.

Wireless—For mobile devices with Wi-Fi features, only connect to trusted Wi-Fi networks. Also, when using your device as a hotspot (where available) use network security. These precautions will help prevent unauthorized access to your device.

- Location-based information**—Mobile devices enabled with location based technologies such as GPS, AGPS or Wi-Fi, can transmit location-based information. See "Location Services" for more details.

Other information your device may transmit—Your device may also transmit testing and other diagnostic (including location-based) information, and other non-personal information to Motorola or other third-party servers. This information is used to help improve products and services offered by Motorola.

If you have further questions regarding how the use of your mobile device may impact your privacy or data security, please contact Motorola at privacy@motorola.com, or contact your service provider.

Use & Care

To care for your Motorola mobile device, please observe the following:

- liquids**
 - Don't expose your mobile device to water, rain, extreme humidity, sweat, or other liquids.

- drying**
 - Don't try to dry your mobile device using a microwave oven, conventional oven, or dryer, as this may damage the mobile device.

- extreme heat or cold**
 - Don't store or use your mobile device in temperatures below -10°C (14°F) or above 60°C (140°F). Don't recharge your mobile device in temperatures below 0°C (32°F) or above 45°C (113°F).

- dust and dirt**
 - Don't expose your mobile device to dust, dirt, sand, food, or other inappropriate materials.

- cleaning**
 - To clean your mobile device, use only a dry soft cloth. Don't use alcohol or other cleaning solutions.

- shock and vibration**
 - Don't drop your mobile device.

- protection**
 - To help protect your mobile device, always make sure that any battery, connector and compartment covers are closed and secure.

Recycling

Mobile Devices & Accessories

Please do not dispose of mobile devices or electrical accessories (such as chargers, headsets, or batteries) with your household waste, or in a fire. These items should be disposed of in accordance with the national collection and recycling schemes operated by your local or regional authority. Alternatively, you may return unwanted mobile devices and electrical accessories to any Motorola Approved Service center in your region. Details of Motorola approved national recycling schemes, and further information on Motorola recycling activities can be found at www.motorola.com/recycling

Packaging & Product Guides

Product packaging and product guides should only be disposed of in accordance with national collection and recycling requirements. Please contact your regional authorities for more details.

Software Copyright

Motorola products may include copyrighted Motorola and third-party software stored in semiconductor memories or other media. Laws in the United States and other countries preserve of Motorola and third-party software providers certain exclusive rights for copyrighted software, such as the exclusive rights to distribute or reproduce the copyrighted software. Accordingly, any copyrighted software contained in Motorola products may not be modified, reverse-engineered, distributed, or reproduced in any manner to the extent allowed by law. Furthermore, the purchase of Motorola products shall not be deemed to grant either directly or by implication, estoppel, or otherwise, any license under the copyrights, patents, or patent applications of Motorola or any third-party software provider, except for the normal, non-exclusive, royalty-free license to use that arises by operation of law in the sale of a product.

Content Copyright

The unauthorized copying of copyrighted materials is contrary to the provisions of the Copyright Laws of the United States and other countries. This device is intended solely for copying non-copyrighted materials, materials in which you own the copyright, or materials which are authorized or legally permitted to copy. If you are uncertain about your right to copy any material, please contact your legal advisor.

Service & Repairs

If you have questions or need assistance, we're here to help. Go to www.motorola.com/support, where you can select from a number of customer care options. You can also contact the Motorola Customer Support Center at (800) 866 8676 (Argentina), 800-201-442 (Chile), 01-800-700-1504 (Colombia), 01 800 021 0000 (Mexico), 0800-104-4289 (Venezuela), or 0-800-52-4070 (Peru).

(e) Unauthorized Service or Modification. Defects or damage resulting from service, testing, adjustment, installation, maintenance, alteration, or modification in any way, including but not limited to tampering with or altering the software, by someone other than Motorola, or its authorized service centers, are excluded from coverage. Notwithstanding the foregoing, any Product which has had its bootloader unlocked, or whose operating system has been altered, including any failed attempts to unlock the bootloader or alter such operating system, is not covered by this warranty, regardless of whether such modifications are authorized, approved, or otherwise sanctioned by Motorola.

(f) A product or part that has been altered in any manner without the written permission of Motorola. Products that have been modified in any manner so as to prevent Motorola from determining whether such Products are covered under the terms of this Limited Warranty are excluded from coverage. The foregoing shall include but not be limited to (i) serial numbers, date tags or other manufacturer coding that has been removed, altered or obliterated, (ii) mismatched or duplicated serial numbers, or (iii) broken seals or other evidence of tampering. Do not open the Product or attempt to repair the Product yourself, such conduct may cause damage that is not covered by this warranty.

(g) Normal wear and tear or otherwise due to the normal aging of the Product.

(h) Defects, damages, or the failure of the Product due to any communication service or network you subscribe to or use with the Products.

(i) All software, including operating system software, third-party software, applications, and all other software of any kind. Software distributed by Motorola is provided "AS-IS" and "AS AVAILABLE," "WITH ALL FAULTS" and without a warranty of any kind. The Limited Warranty does not apply to any non-Motorola product or any software, even if packaged or sold with the Motorola hardware, unless otherwise required by applicable local law.

Products that have been refurbished, reconditioned, or remanufactured, except for Products repaired or replaced pursuant to the terms of this Limited Warranty.

If damage is outside the scope of warranty coverage, repair services may be available, but all costs associated with such out of warranty repair will be your responsibility.

Who is Covered? This Limited Warranty extends only to the first consumer purchaser of the Product, and is not transferable.

What Does this Limited Warranty Cover? Motorola Mobility Inc. or its subsidiaries' warranty obligations are limited to the terms and conditions set forth herein. Subject to the exclusions contained below, Motorola Mobility Inc. or its subsidiaries

"Product" against defects in materials and workmanship, under normal consumer use, for a period of ONE (1) YEAR from the date of retail purchase by the original end-user purchaser, or the period of time required by the laws of the country where the Product is purchased, whichever is longer ("Warranty Period"). Repairs made under this Limited Warranty are covered for the balance of the original Warranty Period, or 90 days from the date of service, whichever is longer. Any upgrade to the original product will be covered only for the duration of the original Warranty Period.

This Limited Warranty is only available in the country where the Product was purchased. Motorola may provide service outside the country of purchase, to the extent that it is possible and under the terms and conditions of the country of purchase.

This Limited Warranty applies only to new Products which are a) manufactured by or for Motorola as identified by the "Motorola" trademark, trade name, or logo legally affixed to them, b) purchased by consumers from an authorized reseller or distributor of Motorola Products; and c) accompanied by this written Limited Warranty.

This Limited Warranty applies only to new Products which are a) manufactured by or for Motorola as identified by the "Motorola" trademark, trade name, or logo legally affixed to them, b) purchased by consumers from an authorized reseller or distributor of Motorola Products; and c) accompanied by this written Limited Warranty.

This Limited Warranty applies only to new Products which are a) manufactured by or for Motorola as identified by the "Motorola" trademark, trade name, or logo legally affixed to them, b) purchased by consumers from an authorized reseller or distributor of Motorola Products; and c) accompanied by this written Limited Warranty.

This Limited Warranty applies only to new Products which are a) manufactured by or for Motorola as identified by the "Motorola" trademark, trade name, or logo legally affixed to them, b) purchased by consumers from an authorized reseller or distributor of Motorola Products; and c) accompanied by this written Limited Warranty.

This Limited Warranty applies only to new Products which are a) manufactured by or for Motorola as identified by the "Motorola" trademark, trade name, or logo legally affixed to them, b) purchased by consumers from an authorized reseller or distributor of Motorola Products; and c) accompanied by this written Limited Warranty.

This Limited Warranty applies only to new Products which are a) manufactured by or for Motorola as identified by the "Motorola" trademark, trade name, or logo legally affixed to them, b) purchased by consumers from an authorized reseller or distributor of Motorola Products; and c) accompanied by this written Limited Warranty.

This Limited Warranty applies only to new Products which are a) manufactured by or for Motorola as identified by the "Motorola" trademark, trade name, or logo legally affixed to them, b) purchased by consumers from an authorized reseller or distributor of Motorola Products; and c) accompanied by this written Limited Warranty.

This Limited Warranty applies only to new Products which are a) manufactured by or for Motorola as identified by the "Motorola" trademark, trade name, or logo legally affixed to them, b) purchased by consumers from an authorized reseller or distributor of Motorola Products; and c) accompanied by this written Limited Warranty.

This Limited Warranty applies only to new Products which are a) manufactured by or for Motorola as identified by the "Motorola" trademark, trade name, or logo legally affixed to them, b) purchased by consumers from an authorized reseller or distributor of Motorola Products; and c) accompanied by this written Limited Warranty.

Who is Covered?

This Limited Warranty extends only to the first consumer purchaser of the Product, and is not transferable.

What Does this Limited Warranty Cover?

Motorola Mobility Inc. or its subsidiaries' warranty obligations are limited to the terms and conditions set forth herein. Subject to the exclusions contained below, Motorola Mobility Inc. or its subsidiaries