
Temporary Confidentiality Requested

Exhibit 8: Draft User's Manual -- 47 CFR 2.1033(b)(3) and RSP100, Section 5.

The attached User's Manual is the final production-intended version of the generic Motorola International English User Manual. This guide will be adapted to carrier-specific versionsⁱ, but the key information herein will be retained. Translations into other languages will also be done to support the needs of other markets. Minor revisions may be made to these manuals, prior to and subsequent to, placing this product onto the market. Selected portions of the User Guide can be found as indicated below:

- | | |
|---|---------------------|
| 8.1 Safety and Regulatory Section: | Page 5 |
| 8.2 Specific Absorption Rate (SAR) Data: | Page 2, 3, 8 |

ⁱ Motorola Mobility attests that the User's Guide provided with product shipping into Canada will provide any required Industry Canada notices and/or statements in both English and French, per the requirements of RSS-Gen.



XT1542, XT1543, XT1544

read me


Caution: Before using your phone, please read the safety, regulatory and legal information provided with your product.

At a glance

Let's get started! We'll guide you through startup and tell you a bit about your phone's features.

And when you're ready, customize your phone to match your style with Motorola Shells (sold separately and not available in all countries).


Note: Software updates happen frequently, so your phone may look a little different.



Remove the back cover


Your phone is water resistant,* but it depends on you putting the cover on properly. You may need to remove the cover to insert cards, but be sure to replace it properly to ensure water resistance.

Caution: Don't use tools to remove the cover—doing so may damage your phone.



Put in the cards & power on


Caution: Make sure you use the correct size SIM card, don't cut the SIM card, and don't use an adapter with your SIM card.



Sign in

If you use Gmail™, you already have a Google™ account—if not, you can create an account during setup. Signing into your Google account lets you use Google apps, see your contacts, appointments, photos, and more.

Select your language and follow the screen prompts to get started.




Motorola Migrate

Copying your personal stuff from your old Bluetooth-enabled phone to your new phone is easy.

Note: If your old phone is an Android™ phone, download the Motorola Migrate app on Google Play™ on your old phone before you get started.

Find it: On your new phone, touch Apps → **Migrate**



Home screen & settings

From the home screen, you can explore apps, check notifications, speak commands, and more.

- **Add a shortcut to a home screen page:** Touch Apps, touch and hold an app, then drag it to your home screen.
- **Customize:** To change your Wi-Fi, brightness, and more, drag the status bar down with two fingers.
- **Share your phone:** To add a guest user, drag the status bar down with two fingers and touch.





SAR This product meets the applicable national or international RF exposure guidance (SAR guideline) when used normally against your head or, when worn or carried, at a distance of 1.5 cm from the body. The SAR guideline includes a considerable safety margin designed to assure the safety of all persons, regardless of age and health.

motorola.com



Volume

Press the side volume key up or down to select a ringer volume from high to vibrate . Or, touch an option:

- **All:** Receive all notifications and alarms.
- **Priority:** Touch  to select which interruptions to receive and more. You will always hear alarms.
- **None:** Turn off all sounds and alarms. Override sound settings from other apps. Set how long to stay in this mode, or choose indefinitely.

Discover your Moto apps

Your phone knows if you're in a meeting or at home.



Find it: Apps  →  **Moto**

- **Assist:** Set your phone's behavior based on what you're doing. For example, keep alarms quiet at night while you're sleeping.
- **Actions:** Learn how to open your camera with two twists of your wrist using Quick Capture.
- **Display:** See messages, calls, and other notifications—even if your phone is asleep.

Note: Your phone may not have all features.

Photos

Use the 13 megapixel camera to take crisp, clear photos with two twists of your wrist and a tap on the screen.

- **Launch it:** Even when your phone is asleep, open your camera with two twists of your wrist.
- **See it:** Swipe left for your photo gallery ( **Gallery**).
- **Share it:** View a photo or video from your gallery, then touch Share .

Tip: Swipe right for effects and settings, like panorama.

Google Maps™

Find a nearby cafe and get directions or turn-by-turn navigation using the Google Maps you know and trust.


Find it: Apps  →  **Maps**



Type or say what you want to find, then touch a result to see more information and options.

Email

Check your messages, old and new.









Find it: Apps  →  **Gmail**

You can set up Gmail™ when you turn on your phone for the first time or do it later. You can use Gmail to set up your other email accounts. For other email, just touch  **Gmail** and follow the prompts.

Tip: Want to chat instead? To use Hangouts™ to video or text chat, touch Apps  →  **Hangouts**.

Help & more

Get answers, updates, and info:

- **Help is here:** Touch Apps  →  **Help** to get walk-through tutorials, how-tos, FAQs, or chat with people who can help, right on your phone.
- **Everything Moto phone:** Get software, user guides, and more at www.motorola.com/mymotophone.
- **Accessories:** Get accessories for your phone at www.motorola.com/mobility.
- **Get apps:** Touch Apps  →  **Play Store** to buy and download apps.
- **News:** Here's how to find us:
 -  YouTube™ www.youtube.com/motorola
 -  Facebook™ www.facebook.com/motorola
 -  Twitter www.twitter.com/motorola
 -  Google+™ www.google.com/+Motorola/posts

For Your Safety

Warning: Don't try to remove or replace the battery yourself—doing so may damage the battery and could cause burning and injury. If your phone becomes unresponsive, try a reboot—press and hold the Power key until the screen goes dark and your phone restarts.

***Water resistance:** This device is IPX7 water resistant—not waterproof. Avoid prolonged exposure to water. Do not submerge in more than three feet of water or for longer than 30 minutes.

Specific Absorption Rate (FCC & IC)

YOUR MOBILE DEVICE MEETS FCC AND IC LIMITS FOR EXPOSURE TO RADIO WAVES.

Your mobile device is a radio transmitter and receiver. It is designed not to exceed the limits for exposure to radio waves (radio frequency electromagnetic fields) adopted by the Federal Communications Commission (FCC) and Industry Canada (IC). These limits include a substantial safety margin designed to assure the safety of all persons, regardless of age and health.

The radio wave exposure guidelines use a unit of measurement known as the Specific Absorption Rate, or SAR. The SAR limit for mobile devices is 1.6 W/kg. Tests for SAR are conducted using standard operating positions with the device transmitting at its highest certified power level in all tested frequency bands. The highest SAR values under the FCC and IC guidelines for your device model are listed below:

Head SAR	WCDMA 850 MHz, Wi-Fi, Bluetooth	0.76 W/kg
Body-worn SAR	LTE 2500 MHz, Wi-Fi, Bluetooth	1.13 W/kg

During use, the actual SAR values for your device are usually well below the values stated. This is because, for purposes of system efficiency and to minimize interference on the network, the operating power of your mobile device is automatically decreased when full power is not needed for the call. The lower the power output of the device, the lower its SAR value.

If you are interested in further reducing your RF exposure then you can easily do so by limiting your usage or simply using a hands-free kit to keep the device away from the head and body.

Additional information can be found at www.motorola.com/rfhealth.

Usage

This phone supports apps and services that may use a lot of data, so make sure your data plan meets your needs. Contact your service provider for details. Certain apps and features may not be available in all countries.

Copyright & Trademarks

Certain features, services and applications are network dependent and may not be available in all areas; additional terms, conditions and/or charges may apply. Contact your service provider for details.

All features, functionality, and other product specifications, as well as the information contained in this guide, are based upon the latest available information and believed to be accurate at the time of printing. Motorola reserves the right to change or modify any information or specifications without notice or obligation.

Note: The images in this guide are examples only.

MOTOROLA and the Stylized M Logo are trademarks or registered trademarks of Motorola Trademark Holdings, LLC. Google, Android, Google Play and other marks are trademarks of Google Inc. The Android robot is reproduced or modified from work created and shared by Google and used according to terms described in the Creative Commons 3.0 Attribution License. All other product or service names are the property of their respective owners.

© 2015 Motorola Mobility LLC. All rights reserved.

Product ID: Models XT1540, XT947BL

Manual Number: TBD-A

17 APRIL 2015

en



safe, smart, protected

Battery Use & Safety

Warning: Your mobile device contains a battery that should only be removed by a Motorola approved service center or recycler.

- Don't try to remove or replace the battery yourself. Attempting to remove or replace the battery may damage the battery and may cause burning and injury.
- Don't try to take apart or fix your mobile device. Attempting to take apart or fix your device may damage the battery and may cause burning and injury.
- Don't crush, bend, or expose your mobile device to heat or liquid. This may damage the battery and may cause burning and injury.

Battery Charging

Charge your Motorola mobile device using a compatible Motorola charger, another brand class 2 Limited Power Source USB charger that complies with USB 1.1 or 2.0 and complies with EN301489-34, IEC62684 or equivalent, or a high-power USB port on a PC. Chargers that do not comply with these standards may be unsafe, and may cause slow charging, product damage, or reduced device performance.

- Your mobile device will not charge if the temperature is too high or low.
- New batteries and batteries that have been stored for a while may take longer to charge.
- Only use genuine Motorola batteries, which contain safety circuitry and are designed to give the best performance in your Motorola mobile device.

Driving Precautions

Responsible and safe driving is your primary responsibility when driving a vehicle. Always obey local laws and regulations.

While driving, ALWAYS:

- Keep your eyes on the road.
- Use a handsfree device if available or required by law in your area.
- Enter destination information into a navigation device **before** driving.
- Use voice activated features (such as voice dial) and speaking features (such as audible directions), if available.
- Concentrate on driving, and stop using the device if you can't concentrate.

Pull over safely before using your mobile device to send messages, surf the web, or use other applications.

Seizures, Blackouts, Eyestrain, & Discomfort

Prolonged use of any device may cause discomfort in hands, fingers, arms, neck, and other parts of your body, and may cause eyestrain and headaches. It is good practice to use your device in a safe area with comfortable ambient lighting, and take frequent breaks if you feel discomfort. Seek medical advice if symptoms persist.

In rare cases, flashing patterns or lights, for example in video games or movies, may cause seizures or blackouts. If you suffer any seizures or blackouts, or have a history of seizures, stop using your device and seek medical advice.

Caution about High Volume Usage

Warning: Exposure to loud noise from any source for extended periods of time may affect your hearing. The louder the sound, the less time is required before your hearing could be affected. To protect your hearing:

- Limit the amount of time you use headsets or headphones at high volume.
- Avoid turning up the volume to block out noisy surroundings.



- Turn the volume down if you can't hear people speaking near you.

If you experience hearing discomfort, including the sensation of pressure or fullness in your ears, ringing in your ears, or muffled speech, you should stop listening to the device through your headset or headphones and have your hearing checked.

Children

Keep your mobile device and its accessories away from small children. These products are not toys and may be hazardous to small children. For example, a choking hazard may exist for small, detachable parts.

Supervise access. If a child does use your mobile device and accessories, monitor their access to help prevent loss of data or unexpected charges for data or application purchases.

Glass Parts

Some parts of your mobile device may be made of glass. If the glass breaks, don't attempt to service the device yourself. Stop using your mobile device until the glass is replaced by a qualified service center.

Allergens

Motorola Mobility avoids using known allergens in our products. From time to time, trace amounts of an allergen may be added during manufacture of a mobile device or device component that could cause discomfort for some individuals. This approach is common for many types of products. We recommend that you monitor any products that may be in prolonged contact with your skin, and remove them if you experience skin irritation.

Use & Care

To care for your Motorola mobile device, please observe the following:



liquids

Don't expose your mobile device to water, rain, extreme humidity, sweat, or other liquids.



drying

Don't try to dry your mobile device using a microwave oven, conventional oven, or dryer.



extreme heat or cold

Don't store or use your mobile device in temperatures below -10°C (14°F) or above 60°C (140°F). Don't recharge your mobile device in temperatures below 0°C (32°F) or above 45°C (113°F).



dust and dirt

Don't expose your mobile device to dust, dirt, sand, food, or similar materials.



cleaning

To clean your mobile device, use only a dry soft cloth. Don't use alcohol or other cleaning solutions.

**shock and vibration**

Don't drop your mobile device or expose it to strong vibration.

**protection**

To help protect your mobile device, always make sure that all connector and compartment covers are closed and secure, and avoid carrying it with hard objects such as keys or coins.

Operational Warnings

Obey all posted signs when using mobile devices in public areas.

Potentially Explosive Areas

Potentially explosive areas are often, but not always, posted and can include blasting areas, fueling stations, fueling areas (such as below decks on boats), fuel or chemical transfer or storage facilities, or areas where the air contains chemicals or particles, such as grain dust, or metal powders.

Turn off your mobile device before entering such an area, and do not charge batteries. In such areas, sparks can occur and cause an explosion or fire.

Symbol Key

Your charger, mobile device, device display, user's guide, or packaging may contain symbols, defined as follows:

Symbol	Definition	
	Important safety information follows.	
		Your battery or mobile device may require recycling in accordance with local laws. Contact your local regulatory authorities for more information.
	Don't dispose of your battery or mobile device with your household waste. See "Disposal & Recycling" for more information.	
	For indoor use only.	
	Listening at high volume to music or voice through a headset or headphone may damage your hearing.	
	Only use your charger indoors.	

Radio Frequency (RF) Energy

Exposure to RF Energy & Device Operation

Your mobile device contains a transmitter and receiver of RF energy. It is designed to comply with regulatory requirements concerning human RF exposure.

For optimal device performance, and to stay within the RF exposure guidelines:

- Hold your mobile device normally at your ear when talking on it.
- When using the mobile device next to your body (other than in your hand or against your head), maintain a distance of 1.5 cm (3/4 inch) from your body to be consistent with how the mobile device is tested for compliance with RF exposure requirements.
- If you use your mobile device with a non-Motorola accessory case or holder, make sure the accessory maintains the required separation distance and has no metallic parts.

Follow Instructions to Avoid Interference Problems

Turn off your mobile device in any location where posted notices instruct you to do so, such as hospitals or health care facilities.

In an aircraft, turn off your mobile device whenever instructed to do so by airline staff. If your mobile device offers an airplane mode or similar feature, consult airline staff about using it in flight.

Medical Devices

If you use an implantable pacemaker or defibrillator, or other medical device, consult your healthcare provider and the device manufacturer's directions before using this mobile device.

Persons with a pacemaker or defibrillator should observe the following precautions:

- ALWAYS keep the mobile device more than 20 centimeters (8 inches) from the pacemaker or defibrillator when the mobile device is turned ON.
- Use the ear opposite the pacemaker or defibrillator to minimize the potential for interference.
- Turn OFF the mobile device immediately if you have any reason to suspect that interference is taking place.

Regulatory Information

Your Motorola mobile device is designed to comply with national and international regulatory requirements. For full compliance statements and details, please refer to the regulatory information in your product guides.

European Union Directives Conformance Statement

The following CE compliance information is applicable to Motorola mobile devices that carry one of the following CE marks:

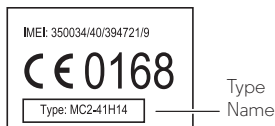


Hereby, Motorola declares that this product is in compliance with:

- The essential requirements and other relevant provisions of Directive 1999/5/EC
- All other relevant EU Directives

For products that support Wi-Fi 802.11a/ac (as defined in your product information): Outside the United States, this device is restricted to indoor use when operating in the 5.15 to 5.25 GHz (802.11a/ac) Wi-Fi frequency band.

The following gives an example of a typical Type name:



You can view your product's Declaration of Conformity (DoC) to Directive 1999/5/EC (to R&TTE Directive) at www.motorola.com/rtte (in English only). To find your DoC, enter the Type name from your product's label in the "Search" bar on the website.

Regulatory authorities within the EU may obtain compliance information by writing to: Product Safety and Compliance, Motorola Mobility UK Ltd., Redwood, Crockford Lane, Chineham Business Park, Basingstoke, RG24 8WQ, UNITED KINGDOM.

FCC Notice to Users

The following statement applies to all products that bear the FCC logo and/or FCC ID on the product label.

This equipment has been tested and found to comply with the limits for a Class B digital device, pursuant to part 15 of the FCC Rules. See 47 CFR Sec. 15.105(b). These limits are designed to provide reasonable protection against harmful interference in a residential installation. This equipment generates, uses and can radiate radio frequency energy and, if not installed and used in accordance with the instructions, may cause harmful interference to radio communications. However, there is no guarantee that interference will not occur in a particular installation. If this equipment does cause harmful interference to radio or television reception, which can be determined by turning the equipment off and on, the user is encouraged to try to correct the interference by one or more of the following measures:

- Reorient or relocate the receiving antenna.
- Increase the separation between the equipment and the receiver.
- Connect the equipment to an outlet on a circuit different from that to which the receiver is connected.
- Consult the dealer or an experienced radio/TV technician for help.

This device complies with part 15 of the FCC Rules. Operation is subject to the following two conditions: (1) This device may not cause harmful interference, and (2) this device must accept any interference received, including interference that may cause undesired operation. See 47 CFR Sec. 15.19(a)(3).

Motorola has not approved any changes or modifications to this device by the user. Any changes or modifications could void the user's authority to operate the equipment. See 47 CFR Sec. 15.21.

For products that support Wi-Fi 802.11a/ac (as defined in your product information): Outside the United States, do not use your device outdoors while connected to an 802.11a/ac Wi-Fi network. Public Wi-Fi access points in this range are optimized for indoor use.

Industry Canada Notice to Users

This device complies with Industry Canada licence-exempt RSS standard(s). Operation is subject to the following two conditions: (1) This device may not cause interference and (2) This device must accept any interference, including interference that may cause undesired operation of the device. See RSS-Gen, Section 8.4. This device complies with ICES-003 requirements for Class B ITE (Information Technology Equipment). CAN ICES-3 (B)/NMB-3(B)

For products that support Wi-Fi 802.11a/ac (as defined in your product information): Do not use your device outdoors while connected to an 802.11a/ac Wi-Fi network, or when using Mobile Hotspot or Wi-Fi Direct features in the 5 GHz band. Industry

Canada prohibits outdoor use of Wi-Fi devices between 5.15 and 5.25 GHz, as this may cause interference with the Mobile Satellite Service (MSS).

Software Notices

Warning against unlocking the bootloader or altering a product's operating system software: Motorola strongly recommends against altering a product's operating system, which includes unlocking the bootloader, rooting a device or running any operating software other than the approved versions issued by Motorola and its partners. Such alterations may permanently damage your product, cause your product to be unsafe and/or cause your product to malfunction. In such cases, neither the product nor any damage resulting therefrom will be covered by warranty.

Important FCC information: You must not make or enable any changes to the product that will impact its FCC grant of equipment authorization. The FCC grant is based on the product's emission, modulation, and transmission characteristics, including: power levels, operating frequencies and bandwidths, SAR levels, duty-cycle, transmission modes (e.g., CDMA, GSM), and intended method of using the product (e.g., how the product is held or used in proximity to the body). A change to any of these factors will invalidate the FCC grant. It is illegal to operate a transmitting product without a valid grant.

Location Services

Motorola mobile devices can provide information about their approximate location to applications, using sources including GPS, AGPS, and Wi-Fi. GPS (Global Positioning System) uses government-operated satellites that are subject to changes implemented in accordance with Department of Defense policy and the Federal Radio Navigation Plan. These changes may affect the performance of location technology on your mobile device. AGPS (Assisted Global Positioning System) uses your wireless service provider's network to improve GPS performance. Airtime, data fees, and/or additional charges may apply in accordance with your service plan. Contact your wireless service provider for details. Your mobile device can also use Wi-Fi signals to determine your approximate location, using information from known and available Wi-Fi networks.

Mobile devices transmit location-based information when connected to a wireless network or when using other location technologies like GPS. If you use applications that require location-based information such as driving directions, your mobile device will provide location information to them. These applications may share location information with third parties, including your wireless service provider, applications providers, Motorola, and other third parties providing services.

Emergency Calls

When you make an emergency call, the cellular network may activate the AGPS technology in your mobile device to tell the emergency responders your approximate location.

AGPS has limitations and **might not work in your area**. Therefore:

- Always tell the emergency responder your location to the best of your ability; and
- Remain on the call for as long as the emergency responder instructs you.

Navigation

If your Motorola mobile device provides navigation features, note that mapping information, directions, and other navigational data may contain inaccurate or incomplete data. In some countries, complete information may not be available. Therefore, you should visually confirm that the navigational instructions are consistent with what you see. All drivers should pay attention to road conditions, closures, traffic, and all other factors that may impact driving. Always obey posted road signs.

Privacy & Data Security

Motorola understands that privacy and data security are important to everyone. Because some features of your mobile device may affect your privacy or data security, please follow these recommendations to enhance protection of your information:

- **Monitor access:** Keep your mobile device with you and don't leave it where others may have unmonitored access. Use your device's security and lock features, where available.

- **Keep software up to date:** If Motorola or a software/application vendor releases a patch or software fix for your mobile device that updates the device's security, install it as soon as possible.
- **Secure Personal Information:** Your mobile device can store personal information in various locations, including your SIM card, memory card, and phone memory. Be sure to remove or clear all personal information before you recycle, return, or give away your device. You can also backup your personal data to transfer to a new device.
Note: For information on how to backup or wipe data from your mobile device, go to www.motorola.com/support
- **Online accounts:** Some mobile devices provide a Motorola online account. Go to your account for information on how to manage the account, and how to use security features such as remote wipe and device location (where available).
- **Applications and updates:** Choose your apps and updates carefully, and install from trusted sources only. Some apps can impact your mobile device's performance and/or have access to private information including account details, call data, location details, and network resources.
- **Wireless:** For mobile devices with Wi-Fi features, only connect to trusted Wi-Fi networks. Also, when using your device as a hotspot (where available), use network security. These precautions will help prevent unauthorized access to your device.
- **Location-based information:** Mobile devices enabled with location-based technologies such as GPS, AGPS or Wi-Fi, can transmit location-based information. See "Location Services" for more details.
- **Other information your device may transmit:** Your mobile device may also transmit testing and other diagnostic (including location-based) information, and other non-personal information to Motorola or other third-party servers. This information is used to help improve products and services offered by Motorola.

If you have further questions about how using your mobile device may impact your privacy or data security, please contact Motorola at privacy@motorola.com, or contact your service provider.

Disposal & Recycling

Mobile Devices & Accessories

Please don't dispose of mobile devices or electrical accessories (such as chargers, headsets, or batteries) with your household waste. **Warning: Never dispose of batteries, either separately or within a mobile device, in a fire because they may explode.** Mobile devices or electrical accessories should be disposed of in accordance with the national collection and recycling schemes operated by your local or regional authority. Or, you may return unwanted Motorola mobile devices and electrical accessories to any Motorola Approved Service Center in your region. For details on approved national recycling schemes and Motorola recycling activities, go to: www.motorola.com/recycling



Packaging & Product Guides

Product packaging and product guides should only be disposed of in accordance with national collection and recycling requirements. Please contact your regional authorities for more details.

Hearing Aid Compatibility in the US

In the US, specific hearing aid compatibility (HAC) performance ratings can help clarify how certain wireless phones and hearing aids may perform together. HAC compliant wireless phones are capable of working with hearing aids that have a minimal immunity rating of at least 2. The immunity rating indicates how susceptible a hearing aid is to picking up interference from a digital wireless phone. It can rate the performance of the hearing aid for either microphone and/or telecoil coupling. Some hearing aids are more immune than others to this interference noise, and phones also vary in the amount of interference they generate. The US performance rating system for HAC compliant wireless phones is as follows:

The "M" (microphone) indicates that the product has been tested and rated for acoustic coupling. The "T" (telecoil) represents that the product has been tested and rated for inductive coupling. The higher the "M" or "T" rating, the less likely the hearing aid user will experience interference when the hearing aid is set to the respective microphone or telecoil mode. The highest values to date are 3 and 4 (e.g., "M4" or "M3/T3").



To determine if a product is rated for HAC, please look for the HAC rating or logo on the phone's packaging. For a list of current HAC models, visit www.motorola.com/hacphones.

Results will vary depending on the user's hearing aid and hearing loss. If your hearing aid happens to be vulnerable to interference, you may not be able to use a rated phone successfully. Trying out the phone with your hearing device is the best way to evaluate it for your personal needs. To couple the device to your telecoil equipped hearing aid, switch your hearing aid to the "T" or telecoil setting.

Then, enable the 'Hearing Aid' mode feature on your Motorola phone with the following sequence: Apps → **Phone** → **Menu** → **Settings** → **Hearing aids**.

Motorola Mobility hearing aid compatible phones have been tested and rated for use with hearing aids for some of the wireless technologies that it uses. However, there may be some newer wireless technologies used in this phone that have not been tested yet for use with hearing aids. It is important to try the different features of this phone thoroughly and in different locations, using your hearing aid or cochlear implant, to determine if you hear any interfering noise. Contact your service provider or Motorola for information on hearing aid compatibility. If you have questions about return or exchange policies, contact your service provider or phone retailer.

Software Copyright

Motorola products may include copyrighted Motorola and third-party software stored in semiconductor memories or other media. Laws in the United States and other countries preserve for Motorola and third-party software providers certain exclusive rights for copyrighted software, such as the exclusive rights to distribute or reproduce the copyrighted software. Accordingly, any copyrighted software contained in Motorola products may not be modified, reverse-engineered, distributed, or reproduced in any manner to the extent allowed by law. Furthermore, the purchase of Motorola products shall not be deemed to grant either directly or by implication, estoppel, or otherwise, any license under the copyrights, patents, or patent applications of Motorola or any third-party software provider, except for the normal, non-exclusive, royalty-free license to use that arises by operation of law in the sale of a product.

Content Copyright

The unauthorized copying of copyrighted materials is contrary to the provisions of the Copyright Laws of the United States and other countries. This device is intended solely for copying non-copyrighted materials, materials in which you own the copyright, or materials which you are authorized or legally permitted to copy. If you are uncertain about your right to copy any material, please contact your legal advisor.

Open Source Software Information

To obtain a copy of any source code being made publicly available by Motorola related to software used in this Motorola mobile device, go to developer.motorola.com (in English only).

Motorola has created the developer.motorola.com website to serve as a portal for interaction with the software community-at-large.

To view additional information regarding licenses, acknowledgments and required copyright notices for open source packages used in this Motorola device, please go to Apps → **Settings** → **About phone** → **Legal information** → **Open source licenses**. In addition, this Motorola device may include self-contained applications that present supplemental notices for open source packages used in those applications.

Export Law Assurances

This product is controlled under the export regulations of the United States of America and Canada. The Governments of the United States of America and Canada may restrict the exportation or re-exportation of this product to certain destinations. For further information contact the U.S. Department of Commerce or the Canadian Department of Foreign Affairs and International Trade.

Service & Repairs

If you have questions or need assistance, we're here to help.

Go to www.motorola.com/support, where you can select from a number of customer care options. You can also contact the Motorola Customer Support Center at 1-800-734-5870 (United States), 1-888-390-6456 (TTY/TDD United States for hearing impaired), or 1-800-461-4575 (Canada).

How to Obtain Service or Other Information

1. Please access and review the online Customer Support section of Motorola's consumer website prior to requesting warranty service.
2. If the Product is still not functioning properly after making use of this resource, please contact the Warrantor listed at the Motorola website or the contact information for the corresponding location.
3. A representative of Motorola, or of a Motorola Authorized Repair Center, will help determine whether your Product requires service. You may be required to download, or otherwise obtain and accept software updates from Motorola or a Motorola Authorized Repair Center. You are responsible for any applicable carrier service fees incurred while obtaining the required downloads. Complying with the warranty process, repair instructions and accepting such software updates is required in order to receive additional warranty support.
4. If the software update doesn't fix the problem, you will receive instructions on how to ship the Product to a Motorola Authorized Repair Center or other entity.
5. To obtain warranty service, as permitted by applicable law, you are required to include: (a) a copy of your receipt, bill of sale or other comparable proof of purchase; (b) a written description of the problem; (c) the name of your service provider, if applicable; (d) your address and telephone number. In the event the Product is not covered by the Motorola Limited Warranty, Motorola will inform the consumer of the availability, price and other conditions applicable to the repair of the Product.

To obtain service or other information, please access and review the online Customer Support section of Motorola's consumer website at www.motorola.com.

Motorola Mobility LLC Global Limited Warranty

What does this Limited Warranty cover?

Motorola Mobility LLC ("**Motorola**") promises to the original purchaser ("**you**") that this Mobile Phone, and any in-box accessories which accompany it (the "**Products**"), will be free of defects for a period of 12 months from the date of original purchase ("**Warranty Period**") provided that the Products are used for normal [consumer/end user] purposes (the "**Limited Warranty**"). This Limited Warranty covers only a purchase of new Products from Motorola or an authorized reseller or distributor of Motorola Products and accompanied in-box by this written Limited Warranty. This Limited Warranty is personal to you and not transferable. Claims under this Limited Warranty may only be made in the country of purchase. If, following a repair, there are fewer than 90 days remaining in the Warranty Period, the Warranty Period will be extended to end 90 days from the date of repair.

THE PROMISES MADE TO YOU IN THIS LIMITED WARRANTY ARE IN ADDITION TO, AND DO NOT REDUCE OR OTHERWISE AFFECT, YOUR STATUTORY RIGHTS.

What will we do if you make a claim under this Limited Warranty?

If you make a valid claim under this Limited Warranty, Motorola will (at its discretion) either (1) repair the Product using new, used, or reconditioned replacement parts; or (2) replace the Product with a new or 'as new' reconditioned Product; or (3) refund the purchase price. Any refunded or replaced Product shall become the property of Motorola.

What is not covered?

This Limited Warranty does not cover the following unless they occurred because of a defect in materials or workmanship:

- (a) Batteries or any protective coatings the performance of which naturally deteriorates over time.
- (b) Cosmetic damage, including scratches, dents, cracks or other cosmetic damage from normal wear and tear.

- (c) Damage caused by use with non-Motorola products. Defects or damage that result from the use of non-Motorola branded or certified compatible products, accessories or other peripheral equipment and/or software.
- (d) Damage caused beyond the reasonable control of Motorola, including damage caused by (i) accident, abuse, misuse; (ii) operating a Product outside its permitted or intended uses as defined in the Products' User Manual, Quick Start Guide, Online Tutorials, and other documentation provided to you (including use of the Products for [commercial rental] purposes); (iii) improper storage (e.g. subjecting the Product to extreme temperatures), abuse or neglect (e.g. broken/bent/missing clips/fasteners/connectors); impact damage (e.g. dropping the Product); (iv) contact with liquids, water, rain, extreme humidity, unusually heavy perspiration or other moisture; sand, food, dirt or similar substances (except for Products sold as resistant to such substances, but then only to the extent the damage was not caused by incorrectly securing the phone's protective elements or subjecting a Product to conditions beyond its stated specifications or limits); or (v) flood, fire, earthquake, tornado or other acts of God not within Motorola's reasonable control.
- (e) Unauthorized service. Defects or damage resulting from someone other than Motorola or a Motorola authorized service center servicing, testing, adjusting, installing, maintaining, altering, or tampering with the Products.
- (f) Products that have been modified in any manner without the written permission of Motorola, including (i) serial numbers, date tags or other manufacturer coding that has been removed, altered or obliterated; (ii) mismatched or duplicated serial numbers; (iii) broken seals or other evidence of tampering; or (iv) which have been modified or show evidence of attempts to modify them.
- IMPORTANT: IT IS ILLEGAL TO USE THIS PRODUCT IF IT CEASES TO COMPLY WITH THE GOVERNMENT AUTHORIZATIONS THAT APPROVED ITS RELEASE. THEREFORE, YOU MUST NOT MAKE CHANGES TO THE PRODUCT AFFECTING ITS EMISSION, MODULATION, TRANSMISSION CHARACTERISTICS, INCLUDING POWER LEVELS, OPERATING FREQUENCIES AND BANDWIDTHS, SAR LEVELS, DUTY-CYCLE, TRANSMISSION MODES AND THE INTENDED METHOD OF THE PRODUCT.**
- (g) Normal wear and tear or otherwise due to the normal aging of the Product.
- (h) Defects, damages, or the failure of the Product due to any third party communication service or network you subscribe to or use with the Product.
- (i) Software.

What other limitations are there?

- TO THE EXTENT PERMITTED BY APPLICABLE LAW, MOTOROLA DOES NOT GIVE ANY WARRANTIES OR MAKE ANY REPRESENTATIONS, EXPRESS OR IMPLIED, IN RELATION TO THE PRODUCTS. IN PARTICULAR, MOTOROLA DOES NOT WARRANT OR REPRESENT THAT THE PRODUCTS WILL MEET YOUR REQUIREMENTS, WORK IN COMBINATION WITH ANY THIRD PARTY HARDWARE OR SOFTWARE OR SERVICES, PROVIDE UNINTERRUPTED OR ERROR-FREE SERVICE, OR OPERATE WITHOUT RISK OF DATA LOSS.
- YOU SHOULD BE AWARE THAT NO RETAILER OR OTHER THIRD PARTY IS AUTHORIZED TO MAKE ANY REPRESENTATIONS ON BEHALF OF MOTOROLA OR TO MODIFY THIS LIMITED WARRANTY.
- TO THE EXTENT PERMITTED BY APPLICABLE LAW, MOTOROLA SPECIFICALLY DISCLAIMS ANY STATUTORY WARRANTIES WHICH MIGHT OTHERWISE APPLY.
- TO THE EXTENT PERMITTED BY APPLICABLE LAW, MOTOROLA SPECIFICALLY DISCLAIMS LIABILITY, WHETHER IN CONTRACT, TORT OR UNDER OTHER LEGAL THEORY (INCLUDING NEGLIGENCE), FOR DAMAGES IN EXCESS OF THE PURCHASE PRICE OF THE PRODUCTS, OR FOR ANY INDIRECT, INCIDENTAL, SPECIAL OR CONSEQUENTIAL DAMAGES OF ANY KIND, OR LOSS OF REVENUE OR PROFITS; LOSS OF BUSINESS; BUSINESS INTERRUPTION; LOSS OF OPPORTUNITY; LOSS OF GOODWILL; LOSS OF REPUTATION; LOSS OF, DAMAGE TO, OR CORRUPTION OF INFORMATION, DATA, SOFTWARE OR APPLICATIONS (INCLUDING ANY COSTS ASSOCIATED WITH RECOVERING, PROGRAMMING, OR REPRODUCING ANY INFORMATION, DATA, SOFTWARE, OR APPLICATIONS STORED ON OR USED WITH MOTOROLA PRODUCTS); OR OTHER FINANCIAL LOSS ARISING OUT OF OR IN CONNECTION WITH THE ABILITY OR INABILITY TO USE THE PRODUCTS OR SERVICES PROVIDED UNDER THIS LIMITED WARRANTY. BY MAKING A CLAIM UNDER THIS LIMITED WARRANTY YOU ACKNOWLEDGE THAT YOU UNDERSTAND THAT.
- SOME JURISDICTIONS DO NOT ALLOW THE LIMITATION OR EXCLUSION OF CERTAIN DAMAGES SO THE DISCLAIMERS MAY NOT LIMIT YOUR LEGAL RIGHTS AGAINST MOTOROLA. THIS WARRANTY GIVES YOU SPECIFIC LEGAL RIGHTS. YOU

MAY ALSO HAVE OTHER RIGHTS THAT VARY FROM JURISDICTION TO JURISDICTION. THIS LIMITED WARRANTY DOES NOT SEEK TO TAKE THOSE RIGHTS AWAY UNLESS THE APPLICABLE LAW ALLOWS YOU TO CONTRACT OUT OF THOSE RIGHTS.

My Product is defective, what should I do?

1. Review the online Motorola customer support website at www.motorola.com/support for troubleshooting information.
2. If the Product is still not functioning properly after you have followed troubleshooting instructions suggested on this website, please contact Motorola using the contact details provided on the customer support website at www.motorola.com/support.
3. If your Product is covered by this Limited Warranty, you may be required to download, or otherwise obtain and accept software updates. You are responsible for any third party data costs incurred when obtaining the downloads.
Before we can provide any further support under this Limited Warranty you must first comply with the warranty processes (1), (2), and (3), repair instructions, and accept any necessary software updates.
4. If the software update does not fix the problem, you will receive instructions on how and where to ship the Product for assessment. We will generally need: (i) proof of purchase; (ii) a written description of the problem; (iii) the name of your mobile network service provider, if applicable; (iv) your address and telephone number. We will only use this information for the purposes of processing your claim under this Limited Warranty.
5. If the Product is not covered by this Limited Warranty (and you do not have any other statutory rights in your place of usual residence), Motorola will inform you of the availability, price, and other conditions applicable to the repair, replacement, or refund of the Product.

Copyright & Trademarks

Motorola Mobility LLC
222 W. Merchandise Mart Plaza
16th Floor
Chicago, IL 60654

www.motorola.com

Note: Do not ship your product to the above address. If you need to return your product for repairs, replacement, or warranty service, please contact the Motorola Customer Support Center at:

1-800-734-5870 (United States)

1-888-390-6456 (TTY/TDD United States for hearing impaired)

1-800-461-4575 (Canada)

Certain features, services and applications are network dependent and may not be available in all areas; additional terms, conditions and/or charges may apply. Contact your service provider for details.

All features, functionality, and other product specifications, as well as the information contained in this guide, are based upon the latest available information and believed to be accurate at the time of printing. Motorola reserves the right to change or modify any information or specifications without notice or obligation.

Note: The images in this guide are examples only.

MOTOROLA and the Stylized M Logo are trademarks or registered trademarks of Motorola Trademark Holdings, LLC. Android, Google and other trademarks are owned by Google Inc. The Android robot is reproduced or modified from work created and shared by Google and used according to terms described in the Creative Commons 3.0 Attribution License. All other product or service names are the property of their respective owners.

© 2015 Motorola Mobility LLC. All rights reserved.

Caution: Motorola does not take responsibility for changes/modification to the transceiver.

Manual Number: 68017918001-A



motorola.com



Please recycle!