

en

At a glance

Let's get started. We'll guide you through startup and tell you about your phone.

Note: Software updates happen frequently, so your phone may look a little different.



read me

Caution: Before using your phone, please read the safety, regulatory and legal information provided with your product.

Remove the back cover

If you need to insert SIM and memory cards, remove the back cover.

Caution: Don't use tools to remove the cover—doing so may damage your phone.

Take off the back cover.

1. Turn your phone upside down. Put your fingernail in the notch on the bottom corner.
2. Press your thumb in the center of the back cover.
3. Pry the cover off.



Put in the SIM card

Caution: Make sure you use the correct size SIM card and don't cut the SIM card.

Your phone may come with a nano SIM adapter.

Pull out the SIM card adapter.



Note: For a micro SIM card, you won't need an adapter.

Nano SIM card:

Put a nano SIM into an adapter and flip it over. Push the adapter into the SIM slot with the gold contacts facing down.



Nano SIM

Micro SIM card:

Push a micro SIM card directly into the slot with the gold contacts facing down. **Note:** Do not use an adapter.

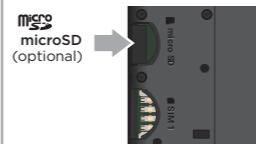


Micro SIM

Put in the memory card & power on

Insert an optional memory card. Put on the back cover. Charge your phone fully and turn the power on. Then select your language and follow the screen prompts to get started.

Put in the optional memory card.



Charge up & power on.



Note: Fully charge your phone before using it.

Press & hold Power until the screen lights up.

moto care

protection

Protect your phone with Moto Care Protection.

Visit motorola.com/protectmydevice for more information. (U.S. only)



This product meets the applicable national or international RF exposure guidance (SAR guideline) when used normally against your head or, when worn or carried, at a distance of 1.0 cm from the body. The SAR guideline includes a considerable safety margin designed to assure the safety of all persons, regardless of age and health.

To view the SAR values for your phone, visit <https://motorola.com/sar>. To view additional SAR information on your phone, tap **Apps > Settings > Legal information > RF information**. To view the information on the web, visit www.motorola.com/rf-health.

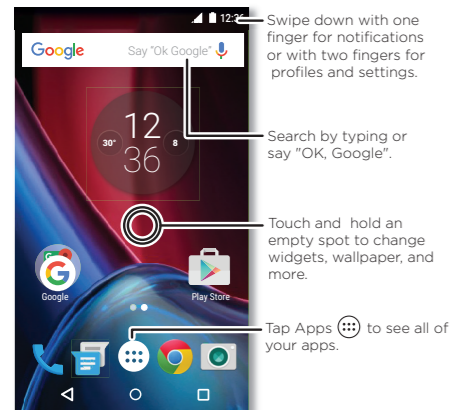
motorola.com



Home screen & settings

From the home screen, you can explore apps, check notifications, speak commands, and more.

- **Add a shortcut:** Tap Apps (☰), tap and hold an app, then drag it to your home screen.
- **Settings:** To change your Wi-Fi, display brightness, and more, swipe the status bar down with two fingers. To open more settings, tap ⚙️.
- **Share your phone:** To add a guest user, swipe the status bar down with two fingers and tap 👤.



Discover your Moto app

Find it: Apps (☰) → **Moto**

- **Actions:** Learn how to open your camera with two twists of your wrist using Quick Capture.
- **Display:** See messages, calls, and other notifications—even if your phone is asleep.

Note: Your phone may not have all features.




Note: Your phone may not have all features.

Photos

With two twists of the wrist and a tap on the screen, take crisp, clear photos.

- **Launch it:** Even when your phone is asleep, open your camera with two twists of your wrist.
- **See it:** Swipe left for your photo gallery.
- **Share it:** View a photo or video from your gallery, then tap 📎.

Tip: Swipe right for effects and settings, like resolution.



Help & more

Get answers, updates, and info:

- **Help is here:** Tap Apps (☰) > ? **Help** to get walk-through tutorials, how-tos, or FAQs, right on your phone.
- **Everything Moto:** Get software, user guides, and more at www.motorola.com.
- **Get apps:** Tap Apps (☰) > 📖 **Play Store** to buy and download apps.
- **News:** Here's how to find us:
 - ▶ YouTube™ www.youtube.com/motorola
 - ▶ Facebook™ www.facebook.com/motorola
 - ▶ Twitter www.twitter.com/moto
 - ▶ Google+™ www.google.com/+Motorola/posts

Where is my legal, safety and regulatory information?

In order to provide you with better access to this important information, we've made the materials accessible from the phone's settings menu and on the web. Review these materials prior to using your device. To access the materials from a connected phone, go to **Settings > Legal information**, and select a topic. To access the materials on the web, visit www.motorola.com/device-legal.

Battery Safety

Before assembling, charging or using your mobile device for the first time, please read the important product safety and legal information provided with your product.

If your mobile device becomes unresponsive, try a reboot—press and hold the Power button until the screen goes dark and your device restarts. For your safety, the battery in your mobile device should only be removed by a Motorola approved service center or independent qualified professional. Don't try to remove or replace the battery yourself—doing so may damage the battery and could cause burning and injury. Don't crush, bend, or expose your mobile device to heat or liquid. This may damage the battery and may cause burning and injury.

Caution about High Volume Usage

Warning: To prevent possible hearing damage, do not listen at high volume levels for long periods.

Disposal & Recycling

Help do your part! Please don't dispose of mobile devices or electrical accessories (such as chargers, headsets, or batteries) with your household waste. Product packaging and product guides should only be disposed of in accordance with national collection and recycling requirements. For details on approved national recycling schemes and Motorola recycling activities, go to: www.motorola.com/recycling.

Usage

This phone supports apps and services that may use a lot of data, so make sure your data plan meets your needs. Contact your service provider for details. Certain apps and features may not be available in all countries.

Regulatory Information

To view the Regulatory ID (such as FCC ID) for this device, on the phone, go to **Settings > Legal information > Regulatory ID/Markings**, or visit www.motorola.com/device-legal.

Warranty

This product is covered by Motorola's limited warranty. To review the warranty on your phone, go to **Settings > Legal information > Warranty**, or visit motorola.com/device-legal. You may also obtain a copy of the warranty by contacting Motorola at: Motorola Mobility LLC, Attention Customer Service—Warranty Request, 222 West Merchandise Mart Plaza, Suite 1800, Chicago, IL 60654.

Arbitration & opt-out

Any controversy or claim arising out of or relating to any Motorola product will be resolved by binding arbitration, instead of in court, unless you opt-out. To opt-out, send a written rejection notice within 30 days of purchase that includes your name, address, phone number, device, and device serial number, and tells Motorola that you are rejecting this Arbitration provision to: Motorola Mobility LLC, 222 West Merchandise Mart Plaza, Suite 1800, Attn: Arbitration Provision Opt-Out, Chicago, IL 60654 or arbitrat@motorola.com. For more information on this arbitration provision, on your phone, go to **Settings > Legal information > Arbitration and Opt-out**, or visit www.motorola.com/device-legal.

Copyright & Trademarks

Certain features, services and applications are network dependent and may not be available in all areas; additional terms, conditions and/or charges may apply. Contact your service provider for details.

All features, functionality, and other product specifications, as well as the information contained in this guide, are based upon the latest available information and believed to be accurate at the time of printing. Motorola reserves the right to change or modify any information or specifications without notice or obligation.

Note: The images in this guide are examples only.

MOTOROLA, the stylized M logo, MOTO, and the MOTO family of marks are trademarks or registered trademarks of Motorola Trademark Holdings, LLC. Google, Android, Google Play and other marks are trademarks of Google Inc. microSD Logo is a trademark of SD-3C, LLC. All other product or service names are the property of their respective owners.

© 2016 Motorola Mobility LLC.
Product ID: XT1640, XT1641, XT1643, XT1621, XT1622, XT1624
Manual Number: TBD-A



Safety, Regulatory, & Legal

Where is my legal, safety and regulatory information? In order to provide you with better access to this important information, we've made the materials accessible from the phone's settings menu and on the web. Please review these materials prior to using your device. To access the materials from a connected phone, go to **Settings** → **Legal information**, and select a topic. To access the materials on the web, visit www.motorola.com/device-legal.

FCC and IC Compliance. This device complies with part 15 of the FCC rules. Operation is subject to the following two conditions: (1) this device may not cause harmful interference, and (2) this device must accept any interference received, including interference that may cause undesired operation. This device complies with Industry Canada license-exempt RSS standard(s). Operation is subject to the following two conditions: (1) this device may not cause interference, and (2) this device must accept any interference received, including interference that may cause undesired operation.

Electronic Label. Your mobile device may use an electronic label that provides some regulatory information about the device. To see the electronic label, tap Apps → **Settings** → **About phone** → **Regulatory information**.

Specific Absorption Rate (ICNIRP). YOUR MOBILE DEVICE MEETS INTERNATIONAL GUIDELINES FOR EXPOSURE TO RADIO WAVES. The highest SAR values under the ICNIRP guidelines for your device model are listed below:

Head SAR	GSM, WCDMA, LTE, Wi-Fi, Bluetooth	1.09 W/kg
Body-worn SAR	GSM 850 MHz, Wi-Fi, Bluetooth	0.76 W/kg

To view additional SAR information on your phone, tap Apps → **Settings** → **Legal information** → **RF information**. To view the information on the web, visit www.motorola.com/rfhealth.

Hearing Aid Compatibility (US only). In the US, specific hearing aid compatibility (HAC) performance ratings can help clarify how certain wireless phones and hearing aids may perform together. HAC compliant wireless phones are capable of working with hearing aids that have a minimal immunity rating of at least 2. The immunity rating indicates how susceptible a hearing aid is to picking up interference from a digital wireless phone. It can rate the performance of the hearing aid for either microphone and/or telecoil coupling. Some hearing aids are more immune than others to this interference noise, and phones also vary in the amount of interference they generate. The US performance rating system for HAC compliant wireless phones is as follows: The "M" (microphone) indicates that the product has been tested and rated for acoustic coupling. The "T" (telecoil) represents that the product has been tested and rated for inductive coupling. The higher the "M" or "T" rating, the less likely the hearing aid user will experience interference when the hearing aid is set to the respective microphone or telecoil mode. The highest values to date are 3 and 4 (e.g., "M4" or "M3/T3").

To determine if a product is rated for HAC, please look for the HAC rating or



logo on the phone's packaging. For a list of current HAC models, visit www.motorola.com/hacphones.

Results will vary depending on the user's hearing aid and hearing loss. If your hearing aid happens to be vulnerable to interference, you may not be able to use a rated phone successfully. Trying out the phone with your hearing device is the best way to evaluate it for your personal needs. To couple the device to your telecoil equipped hearing aid, switch your hearing aid to the "T" or telecoil setting. Then, enable the "Hearing Aid" mode feature on your Motorola phone with the following sequence: Apps → **Phone** → **Menu** → **Settings** → **Calls** → **Hearing aids**.

Motorola Mobility hearing aid compatible phones have been tested and rated for use with hearing aids for some of the wireless technologies that it uses. However, there may be some newer wireless technologies used in this phone that have not been tested yet for use with hearing aids. It is important to try the different features of this phone thoroughly and in different locations, using your hearing aid or cochlear implant, to determine if you hear any interfering noise. Contact your service provider or Motorola for information on hearing aid compatibility. If you have questions about return or exchange policies, contact your service provider or phone retailer.

Service & Repairs. If you have questions or need assistance, we're here to help. Go to www.motorola.com/support, where you can select from a number of customer care options. You can also contact the Motorola Customer Support Center at 1-800-734-5870 (United States), 1-888-390-6456 (TTY/TDD United States for hearing impaired), or 1-800-461-4575 (Canada).

Copyright & Trademarks

Motorola Mobility LLC
222 W. Merchandise Mart Plaza
16th Floor
Chicago, IL 60654

www.motorola.com

MOTOROLA, the stylized M logo, MOTO, and the MOTO family of marks are trademarks or registered trademarks of Motorola Trademark Holdings, LLC. Android, Google and other trademarks are owned by Google Inc. All other product or service names are the property of their respective owners.

© 2016 Motorola Mobility LLC. All rights reserved.

Manual Number: TBD-A



← Legal information

Legal and safety

Regulatory information

RF information

Regulatory notices

Arbitration and opt-out

Warranty

Open source licenses

Motorola Terms and Conditions

Google legal

Motorola legal

FCC notice

The following statement applies to all products that bear the FCC logo and/or FCC ID on the product label.

This equipment has been tested and found to comply with the limits for a Class B digital device, pursuant to part 15 of the FCC Rules. See 47 CFR Sec. 15.105(b). These limits are designed to provide reasonable protection against harmful interference in a residential installation. This equipment generates, uses and can radiate radio frequency energy and, if not installed and used in accordance with the instructions

DONE

← Motorola legal



Motorola legal

This equipment has been tested and found to comply with the limits for a Class B digital device, pursuant to part 15 of the FCC Rules. See 47 CFR Sec. 15.105(b). These limits are designed to provide reasonable protection against harmful interference in a residential installation. This equipment generates, uses and can radiate radio frequency energy and, if not installed and used in accordance with the instructions, may cause harmful interference to radio communications. However, there is no guarantee that interference will not occur in a particular installation. If this equipment does cause harmful interference to radio or television reception, which can be determined by

DONE

← Motorola legal



Motorola legal

If not installed and used in accordance with the instructions, may cause harmful interference to radio communications. However, there is no guarantee that interference will not occur in a particular installation. If this equipment does cause harmful interference to radio or television reception, which can be determined by turning the equipment off and on, the user is encouraged to try to correct the interference by one or more of the following measures:

- Reorient or relocate the receiving antenna.
- Increase the separation between the equipment and the receiver.
- Connect the equipment to an outlet on a circuit different from that to which

DONE



Motorola legal



Motorola legal

- Increase the separation between the equipment and the receiver.
- Connect the equipment to an outlet on a circuit different from that to which the receiver is connected.
- Consult the dealer or an experienced radio/TV technician for help.

This device complies with part 15 of the FCC Rules. Operation is subject to the following two conditions: (1) This device may not cause harmful interference, and (2) this device must accept any interference received, including interference that may cause undesired operation. See 47 CFR Sec. 15.19(a)(3).

DONE

← Motorola legal



Motorola legal

Rules. Operation is subject to the following two conditions: (1) This device may not cause harmful interference, and (2) this device must accept any interference received, including interference that may cause undesired operation. See 47 CFR Sec. 15.19(a)(3).

Motorola has not approved any changes or modifications to this device by the user. Any changes or modifications could void the user's authority to operate the equipment. See 47 CFR Sec. 15.21.

- ▶ Legal & safety
- ▼ Regulatory ID/Markings

DONE