



en-GB

At a glance

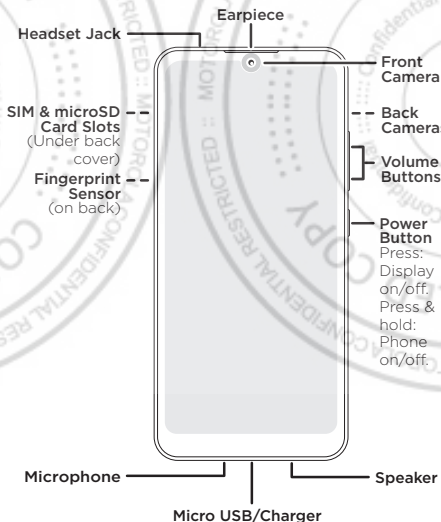
Let's get started. We'll guide you through startup and tell you where to find more information about your phone and its great features.

Caution: Before using your phone, please read the safety, regulatory, and legal information provided with your product.

Remove the back cover

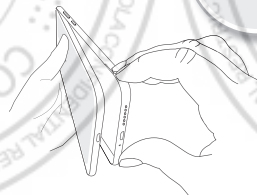
To insert SIM and memory cards, remove the back cover.

Caution: Don't use tools to remove the cover—doing so may damage your phone.



Take off the back cover.

Put your finger in the notch at the bottom corner of the back cover and pry off the cover.



Caution: Do not pull the USB port to remove the back cover.



SAR

To view the SAR values for your phone, visit <https://motorola.com/sar>.

This product meets the applicable national or international RF exposure guidance (SAR guideline) when used normally against your head or, when worn or carried, at a distance of 5 mm from the body. The SAR guideline includes a considerable safety margin designed to assure the safety of all persons, regardless of age and health.

To view additional SAR information on your phone, swipe up from the home screen and tap **Settings > System > Legal information > RF information**. To view the information on the web, visit www.motorola.com/rfhealth.

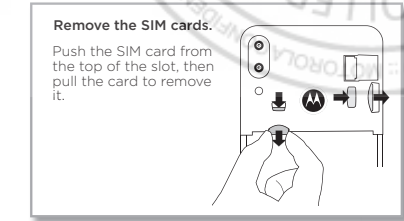
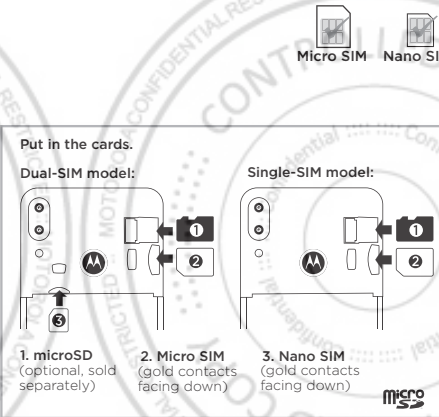
motorola.com



Put in the cards

Depending on the model, your phone might support using two SIM cards.

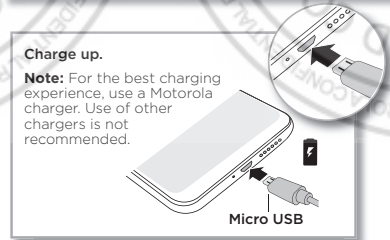
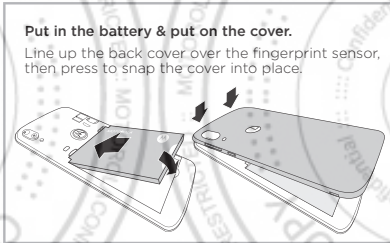
Caution: Insert the card into the correct slot. Make sure you use the correct size SIM card and don't cut the SIM card.



Finish up

Put in the battery and put on the back cover. Press and hold the Power button, then follow the prompts to get started.

Note: Your phone's battery is removable. See "Battery safety" in this guide for more information.



Help & more

Get answers, updates, and info:

- **Help is here:** From the home screen, swipe up and tap **Settings > Help** to learn how to use your phone and get support.
- **Get more:** Get software, user guides, and more at www.motorola.com/mymotoe.
- **Get apps:** Tap **Play Store** to browse and download apps.

Where is my legal, safety, and regulatory information? In order to provide you with better access to this important information, we've made it accessible from the phone's Settings menu and on the web. Review these materials prior to using your phone. To access the materials from a connected phone, swipe up from the home screen and tap **Settings > System > Legal information**, and select a topic. To access the materials on the web, visit www.motorola.com/device-legal.

Battery safety. Before assembling, charging or using your phone for the first time, please read the important product safety and legal information provided with your product.

If your phone becomes unresponsive, press and hold the Power button until the screen goes dark and your device restarts. Your phone uses a removable battery. Only use Motorola Original batteries for safety and best performance.

Warning:

- Don't use tools, sharp objects, or excessive force to insert or remove the battery. This may damage the battery and could cause burning and injury.
- Don't try to take apart or fix your battery. This may damage the battery and could cause burning and injury.
- Don't crush, bend (except for normal hinge use), or expose your battery or phone to heat or liquid. This may damage the battery and could cause burning and injury.
- Don't put your phone in a microwave oven, conventional oven, or dryer.

Warning about high volume usage. To prevent possible hearing damage, do not listen at high volume levels for long periods.

Disposal & recycling. Help do your part! Please don't dispose of phones or electrical accessories (such as chargers, headsets, or batteries) with your household waste. Product packaging and product guides should only be disposed of in accordance with national collection and recycling requirements. For details on approved national recycling schemes and Motorola recycling activities, go to: www.motorola.com/recycling.

Legal disclaimers. Certain features, services and applications are network dependent and might not be available in all areas; additional terms, conditions and/or charges might apply. Contact your service provider for details. All features, functionality, and other product specifications, as well as the information contained in this guide, are based upon the latest available information and believed to be accurate at the time of printing. Motorola reserves the right to correct, change or modify any information or specifications without notice or obligation.

Arbitration. Your purchase is governed by a binding arbitration clause. For more information and how to opt-out, see the legal guide that came with your phone.

Specific Absorption Rate (ICNIRP). YOUR PHONE MEETS INTERNATIONAL GUIDELINES FOR EXPOSURE TO RADIO WAVES. The highest SAR values under the ICNIRP guidelines for your phone model are listed below:

Head SAR	1.23 W/kg
Body-worn SAR	1.42 W/kg

To view additional SAR information on your phone, swipe up from the home screen and tap **Settings > System > Legal information > RF information**. To view the information on the web, visit www.motorola.com/rfhealth.

Copyright & trademarks. MOTOROLA, the stylized M logo, MOTO, and the MOTO family of marks are trademarks or registered trademarks of Motorola Trademark Holdings, LLC. LENOVO is a trademark of Lenovo. Google, Android, Google Play and other related marks and logos are trademarks of Google LLC. microSD Logo is a trademark of SD-3C, LLC. All other product or service names are the property of their respective owners. © 2019 Motorola Mobility LLC. All rights reserved.

Product ID: Model XT2025-1
Manual Number: XXXXXXXXX-A

Motorola Mobility LLC
222 W. Merchandise Mart Plaza
Chicago, IL 60654
www.motorola.com

