



EN

MOTOROLA  
ARCHANGEL



14th Feb 2013

# CHECK IT OUT

*here's what you can do*

Enjoy crystal-clear hands-free audio whenever and wherever you want it, with your MOTOROLA ARCHANGEL Bluetooth® headset. The world's first retractable boom headset with four microphones.

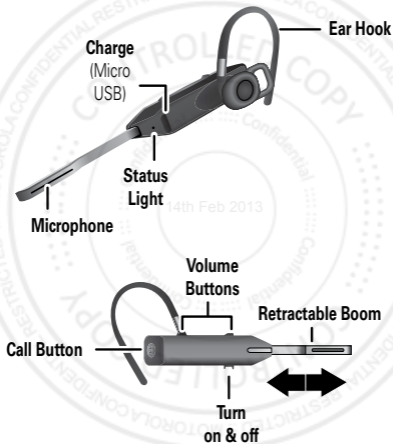
Go ahead, check it out:

<b>AT A GLANCE</b> .....	<b>2</b>
<b>CHARGE IT</b> .....	<b>3</b>
<b>CONNECT &amp; GO.</b> .....	<b>5</b>
<b>BASICS.</b> .....	<b>6</b>
<b>ADVANCED</b> .....	<b>11</b>
<b>WANT MORE?.</b> .....	<b>15</b>
<b>SAFETY, REGULATORY &amp; LEGAL</b> .....	<b>18</b>

**Caution:** Please read the important safety, regulatory and legal information at the back of this guide.

# AT A GLANCE

*the important bits, quick and easy*




## TURN ON & OFF

Slide the switch towards the retractable boom to turn your headset on. Slide the switch away from the retractable boom to turn your headset off.



## WEAR

Push up to engage the ear hook and down to remove it. When engaged the ear hook can swivel to make fitting easier.



# CHARGE IT

*let's get you up and running*




## **Status Light**

**Flashing Green** - highly charged battery

**Flashing Yellow** - medium charged battery

**Flashing Red** - low charged battery



You can charge the headset in two ways:

- Plug a charger directly into the headset's micro USB port.
- Plug a computer into the headset's micro USB port.

**Caution:** Your battery is designed to last the life of your device. It should only be removed by a recycling facility. Any attempt to remove or replace your battery will damage the device, void your warranty, and could cause injury.

**Note:** Fully charge the headset before you use it.

**Tip:** To save battery power, turn off the headset when you're not using it.



# CONNECT & GO

*let's get you connected*

1



Turn on Bluetooth on your device.

2



Turn on the headset and follow the voice prompts.

3



Go to the Bluetooth option on your device to pair & connect with the headset. Enter passcode **0000** if prompted.

4



When the device and headset connect, you'll hear "**pairing complete**".

# BASICS

*standard features, advanced quality*

## CALLS

To...	
make a voice dial call	Press the Call button to activate voice recognition.
answer a call	Press the Call button.
change call volume	Press the Volume Up or Volume Down button. To quickly change volume, press and hold the Volume Up or Volume Down button.
reject a call	Press and hold the Volume Up or Volume Down button until you hear a tone.
end a call	Press the Call button.

To...	
redial last call	Please use your phone to redial the last call.
mute or unmute a call	Press and hold the Volume Up and Volume Down buttons until you hear " <b>mute on</b> " or " <b>mute off</b> ".
answer a second incoming call	Press the Call button.
reject a second call	Press and hold the Volume Up or Volume Down button until you hear a tone.

### Notes:

- Some features are phone/network dependent.

- Using a mobile device or accessory while driving may cause distraction and may be illegal. Always obey the laws and drive safely.

## STATUS LIGHT

light shows...	your headset is...
two blue blinks, pause, repeat	powered on & searching for a device
steady blue fading out	powering off
steady blue	connected to a device
flashing red	charging, battery at low power
flashing yellow	charging, battery at medium power
flashing green	charging, battery at high power

light shows...

your headset is...

steady green

connected to charger,  
battery fully charged

## MUSIC

**Note:** This feature is phone dependent.


Bluetooth® music can be streamed from your phone. Start and control music playback from your phone.

Music pauses when you make or receive a call. When the call ends, music resumes playing.

## CLEAN & DRY

To get the most from your headset, keep it clean and dry.

- High humidity or perspiration can make the ear fitting feel slippery. Wipe the ear fitting with a soft cloth to remove dirt and moisture.



**Note:** Be very careful when wiping near the speaker.

- Check for and remove any debris that may be blocking the small speaker port near the earpiece.



14th Feb 2013

# ADVANCED

*more clever stuff*

## SECOND DEVICE

Using two phones? Or maybe a phone and a tablet? Connect with two devices.

- 1 Separately pair each device with the headset as normal (see “**CONNECT & GO**” on page 7).
- 2 Once paired, to connect to both devices simply turn them on. You'll hear “<device x> **connected**” as each device connects with your headset.

### Notes:

- **Two phones connected, not on a call:** Press the Call button to activate voice recognition on the first phone. Double-press it to activate voice recognition on the second phone.

- **Two phones connected, single held call on each phone:** Press the Call button to return to the call on the first phone. Double-press it to return to the call on the second phone.

## CALLER ID

**Note:** This feature is phone/network dependent.

If your phone knows the caller's number, you'll hear "**call from** <number>" on an incoming call.

If the phone supports the Phonebook Access profile, you'll hear "**call from** <caller's name>" when the contact info is stored on your phone.

**Note:** This feature doesn't work when you're on a call and you receive a second incoming call.

## BATTERY READOUT

You hear a voice prompt, that tells you how much talk time you have left when you turn on your headset.



When you're not in a call, press the Volume Up and Volume Down buttons to hear how much battery talk-time is left on your headset.

To save battery power, turn off the headset when you don't use it for an extended time.

## SETTINGS

Press and hold the Call button while turning on the headset, then follow the voice prompts to turn these features on/off:

- **Restore Factory Settings:** Reset default settings on your headset.  
**Caution:** This feature erases all pairing information stored on the headset.
- **Voice Interface:** Voice dial calls, and more.
- **Caller ID Alert:** Hear caller ID for incoming calls.
- **Multipoint:** Connect your headset to two phones.

- **Wide-band:** Use HD Audio Plus for increased clarity and richer sound.
- **Voice Answer:** Speak to answer incoming calls.

14th Feb 2013

# WANT MORE?

*we're here to help*

## TROUBLESHOOTING

A few frequently asked questions—with answers, of course. Find more at [www.motorola.com/support](http://www.motorola.com/support).

- **My headset will not enter pairing mode**

Make sure that any devices previously paired with the headset are turned off. If the indicator light is flashing blue, first turn the headset off and on. You'll hear "**ready to pair**".

- **My phone doesn't find my headset when searching**

Press and hold the Call button, and turn your headset on. Follow voice prompts to reset headset. You'll hear "**Welcome to the Motorola Archangel, ready to pair**".

## CONNECT WITH MOTOROLA

- **Answers:** Guides, online help, and more at [www.motorola.com/support](http://www.motorola.com/support).
- **Support:** Visit [www.motorola.com/support](http://www.motorola.com/support) or contact the Motorola Customer Support Center at: 1-800-331-6456 (United States), 1-888-390-6456 (TTY/TDD United States for hearing impaired), or 1-800-461-4575 (Canada).
- **Bluetooth®:** If you have questions or need assistance, contact us at 1-877-MOTOBLU, or visit [www.motorola.com/bluetoothsupport](http://www.motorola.com/bluetoothsupport) or [www.motorola.com/bluetoothconnect](http://www.motorola.com/bluetoothconnect).
- **Accessories:** Find more accessories at [www.motorola.com/products](http://www.motorola.com/products).

- **Social:** The latest news, tips & tricks, videos and so much more—join us on:



**YouTube™** [www.youtube.com/motorola](http://www.youtube.com/motorola)



**Facebook®** [www.facebook.com/motorola](http://www.facebook.com/motorola)



**Twitter** [www.twitter.com/motomobile](http://www.twitter.com/motomobile)



**Google+™** [www.google.com/+](http://www.google.com/+)

14th Feb 2013

## Battery Use & Safety

### DON'Ts

- **Don't let the product come in contact with liquids.\*** Liquids can get into the product's circuits, leading to corrosion.
- **Don't place your product near a heat source.\*** High temperatures can cause the battery to swell, leak, or malfunction.
- **Don't dry a wet or damp product with an appliance or heat source,** such as a hair dryer or microwave oven.

### DOs

- **Do avoid leaving your product in your car in high temperatures.\***
- **Do avoid dropping the product.\*** Dropping your product, especially on a hard surface, can potentially cause damage.\*
- **Do contact your retailer or Motorola if your product has been damaged by dropping, liquids or high temperatures.**

**Warning:** Never dispose of battery powered products in a fire because they may explode.

## Battery Charging

### Notes for charging your product's battery:

- During charging, keep your battery and charger near room temperature for efficient battery charging.
- New batteries are not fully charged.

- New batteries or batteries stored for a long time may take more time to charge.
- Motorola batteries and charging systems have circuitry that protects the battery from damage from overcharging.

## Third Party Accessories

Use of third party accessories, including but not limited to batteries, chargers, headsets, covers, cases, screen protectors and memory cards, may impact your product's performance. In some circumstances, third party accessories can be dangerous and may void your product warranty. For a list of Motorola accessories, visit [www.motorola.com/products](http://www.motorola.com/products)

## Driving Precautions

Responsible and safe driving is your primary responsibility when behind the wheel of a vehicle. Using a mobile device or accessory for a call or other application while driving may cause distraction, and may be prohibited or restricted in certain areas—always obey the laws and regulations on the use of these products.

### **While driving, NEVER:**

- Type, read, enter or review texts, emails, or any other written data.
- Surf the web.
- Input navigation information.
- Perform any other functions that divert your attention from driving.

### **While driving, ALWAYS:**

- Keep your eyes on the road.
- Use a handsfree device if available or required by law in your area.
- Enter destination information into a navigation device **before** driving.

- Use voice activated features (such as voice dial) and speaking features (such as audible directions), if available.
  - Obey all local laws and regulations for the use of mobile devices and accessories in the vehicle.
  - End your call or other task if you cannot concentrate on driving.
- Remember to follow the “Smart Practices While Driving” at [www.motorola.com/callsmart](http://www.motorola.com/callsmart) (in English only).

## Caution About High Volume Usage

**Warning:** Exposure to loud noise from any source for extended periods of time may affect your hearing. The louder the volume sound level, the less time is required before your hearing could be affected. To protect your hearing:

- Limit the amount of time you use headsets or headphones at high volume.
- Avoid turning up the volume to block out noisy surroundings.
- Turn the volume down if you can't hear people speaking near you.

If you experience hearing discomfort, including the sensation of pressure or fullness in your ears, ringing in your ears, or muffled speech, you should stop listening to the device through your headset or headphones and have your hearing checked.

For more information about hearing, see our website at <http://direct.motorola.com/hellomoto/nss/AcousticSafety.asp> (in English only).










# Children



**Keep your product and its accessories away from small children.** These products are not toys and may be hazardous to small children. For example:

- A choking hazard may exist for small, detachable parts.
- Improper use could result in loud sounds, possibly causing hearing injury.
- Improperly handled batteries could overheat and cause a burn.

## Symbol Key

Your battery, charger, or accessory product may contain symbols, defined as follows:

Symbol	Definition
	Important safety information follows. 14th Feb 2013
	Do not dispose of your product or battery in a fire.
 	Your product or battery may require recycling in accordance with local laws. Contact your local regulatory authorities for more information.
	Do not dispose of your product or battery with your household waste. See "Recycling" for more information.

Symbol	Definition
	Do not use tools.
	For indoor use only.

## European Union Directives Conformance Statement

The following CE compliance information is applicable to Motorola products that carry one of the following CE marks:



Hereby, Motorola declares that this product is in compliance with:

- The essential requirements and other relevant provisions of Directive 1999/5/EC
- All other relevant EU Directives

For products that support Wi-Fi 802.11a (as defined in your product information):  
This device is restricted to indoor use when operating in the 5.15 to 5.25 GHz  
(802.11a) Wi-Fi frequency band.

The following gives an example of a typical Product Approval Number:




Product  
Approval  
Number

You can view your product's Declaration of Conformity (DoC) to Directive 1999/5/EC (to R&TTE Directive) at [www.motorola.com/rtte](http://www.motorola.com/rtte) (in English only). To find your DoC, enter the Product Approval Number from your product's label in the "Search" bar on the website.

## FCC Notice to Users

**The following statement applies to all products that bear the FCC logo and/or FCC ID on the product label.**

This equipment has been tested and found to comply with the limits for a Class B digital device, pursuant to part 15 of the FCC Rules. See 47 CFR Sec. 15.105(b). These limits are designed to provide reasonable protection against harmful interference in a residential installation. This equipment generates, uses and can radiate radio frequency energy and, if not installed and used in accordance with the instructions, may cause harmful interference to radio communications. However, there is no guarantee that interference will not occur in a particular



installation. If this equipment does cause harmful interference to radio or television reception, which can be determined by turning the equipment off and on, the user is encouraged to try to correct the interference by one or more of the following measures:

- Reorient or relocate the receiving antenna.
- Increase the separation between the equipment and the receiver.
- Connect the equipment to an outlet on a circuit different from that to which the receiver is connected.
- Consult the dealer or an experienced radio/TV technician for help.

This device complies with part 15 of the FCC Rules. Operation is subject to the following two conditions: (1) This device may not cause harmful interference, and (2) this device must accept any interference received, including interference that may cause undesired operation. See 47 CFR Sec. 15.19(a)(3).

Motorola has not approved any changes or modifications to this device by the user. Any changes or modifications could void the user's authority to operate the equipment. See 47 CFR Sec. 15.21.

## Industry Canada Notice to Users

This device complies with Industry Canada license-exempt RSS standard(s). Operation is subject to the following two conditions: (1) This device may not cause interference and (2) This device must accept any interference, including interference that may cause undesired operation of the device. See RSS-GEN 7.1.3. This Class B digital apparatus complies with Canadian ICES-003.

## Avis d'Industrie Canada aux utilisateurs

Cet appareil est conforme aux normes CNR d'Industrie Canada pour les appareils radio exempts de licence. Son utilisation est assujettie aux deux conditions suivantes :

(1) l'appareil ne doit pas produire de brouillage et (2) l'appareil doit supporter tout brouillage radioélectrique reçu, même si ce brouillage est susceptible de compromettre son fonctionnement. Voir l'exigence 7.1.5 du CNR-Gen. Cet appareil numérique de classe B est conforme à la norme ICES-003 du Canada.

## Use & Care

To care for your Motorola product, please keep it away from:



### liquids

Don't expose your product to water, rain, extreme humidity, sweat, or other liquids.



### drying

Don't try to dry your product using a microwave oven, conventional oven, or dryer, as this may damage the product.



### extreme heat or cold

Avoid temperatures below -10°C (14°F) or above 60°C (140°F). For battery powered accessories, do not recharge your accessory in temperatures below 0°C (32°F) or above 45°C (113°F).



### dust and dirt

Don't expose your product to dust, dirt, sand, food, or other inappropriate materials.



### **cleaning**

To clean your product, use only a dry soft cloth. Don't use alcohol or other cleaning solutions.



### **shock and vibration**

Don't drop your product.



### **protection**

To help protect your product, always make sure that any battery, connector and compartment covers are closed and secure.

## Recycling

### Products & Accessories

Please do not dispose of products or electrical accessories (such as chargers, headsets, or batteries) with your household waste, or in a fire. These items should be disposed of in accordance with the national collection and recycling schemes operated by your local or regional authority. Alternatively, you may return unwanted products and electrical accessories to any Motorola Approved Service Center in your region. Details of Motorola approved national recycling schemes, and further information on Motorola recycling activities can be found at: [www.motorola.com/recycling](http://www.motorola.com/recycling)



## Packaging & Product Guides

Product packaging and product guides should only be disposed of in accordance with national collection and recycling requirements. Please contact your regional authorities for more details.

## Software Copyright

Motorola products may include copyrighted Motorola and third-party software stored in semiconductor memories or other media. Laws in the United States and other countries preserve for Motorola and third-party software providers certain exclusive rights for copyrighted software, such as the exclusive rights to distribute or reproduce the copyrighted software. Accordingly, any copyrighted software contained in Motorola products may not be modified, reverse-engineered, distributed, or reproduced in any manner to the extent allowed by law. Furthermore, the purchase of Motorola products shall not be deemed to grant either directly or by implication, estoppel, or otherwise, any license under the copyrights, patents, or patent applications of Motorola or any third-party software provider, except for the normal, non-exclusive, royalty-free license to use that arises by operation of law in the sale of a product.

## Export Law Assurances

This product is controlled under the export regulations of the United States of America and Canada. The Governments of the United States of America and Canada may restrict the exportation or re-exportation of this product to certain destinations. For further information contact the U.S. Department of Commerce or the Canadian Department of Foreign Affairs and International Trade.

# Product Registration

Online Product Registration:

[www.motorola.com/us/productregistration](http://www.motorola.com/us/productregistration) (in English only)

Product registration is an important step toward enjoying your new Motorola product. Registering permits us to contact you for product or software updates and allows you to subscribe to updates on new products or special promotions. Registration is not required for warranty coverage.

Please retain your original dated sales receipt for your records. For warranty service of your Motorola product, you will need to provide a copy of your dated sales receipt to confirm warranty status.

Thank you for choosing a Motorola product.

## Motorola Limited Warranty for the United States and Canada

### What Does this Warranty Cover?

Subject to the exclusions contained below, Motorola Mobility LLC warrants its mobile telephones ("Products"), Motorola-branded or certified accessories sold for use with these Products ("Accessories"), and Motorola software contained on CD-ROMs or other tangible media and sold for use with these Products ("Software") to be free from defects in materials and workmanship under normal consumer usage for the period(s) outlined below. This limited warranty is a consumer's exclusive remedy, and applies as follows to new Motorola Products, Accessories, and Software purchased by consumers in the United States or Canada, which are accompanied by this written warranty:



## Products and Accessories

<b>Products Covered</b>	<b>Length of Coverage</b>
<b>Products and Accessories</b> as defined above, unless otherwise provided for below.	<b>One (1) year</b> from the date of purchase by the first consumer purchaser of the product unless otherwise provided for below.
<b>Decorative Accessories and Cases.</b> Decorative covers, bezels, PhoneWrap™ covers and cases.	<b>Limited lifetime warranty</b> for the lifetime of ownership by the first consumer purchaser of the product.
<b>Monaural Headsets.</b> Ear buds and boom headsets that transmit mono sound through a wired connection.	<b>Limited lifetime warranty</b> for the lifetime of ownership by the first consumer purchaser of the product.
<b>Products and Accessories that are Repaired or Replaced.</b>	<b>The balance of the original warranty or for ninety (90) days</b> from the date returned to the consumer, whichever is longer.

## Exclusions (Products and Accessories)

**Normal Wear and Tear.** Periodic maintenance, repair and replacement of parts due to normal wear and tear are excluded from coverage.

**Batteries.** Only batteries whose fully charged capacity falls below 80% of their rated capacity and batteries that leak are covered by this limited warranty.

**Abuse & Misuse.** Defects or damage that result from: (a) improper operation, storage, misuse or abuse, accident or neglect, such as physical damage (cracks, scratches, etc.) to the surface of the product resulting from misuse; (b) contact with liquid, water, rain, extreme humidity or heavy perspiration, sand, dirt or the like, extreme heat, or food; (c) use of the Products or Accessories for commercial purposes or subjecting the Product or Accessory to abnormal usage or conditions; or (d) other acts which are not the fault of Motorola, are excluded from coverage.

**Use of Non-Motorola Products and Accessories.** Defects or damage that result from the use of non-Motorola branded or certified Products, Accessories, Software or other peripheral equipment are excluded from coverage.

**Unauthorized Service or Modification.** Defects or damages resulting from service, testing, adjustment, installation, maintenance, alteration, or modification in any way by someone other than Motorola, or its authorized service centers, are excluded from coverage.

**Altered Products.** Products or Accessories with (a) serial numbers or date tags that have been removed, altered or obliterated; (b) broken seals or that show evidence of tampering; (c) mismatched board serial numbers; or (d) nonconforming or non-Motorola housings, or parts, are excluded from coverage.

**Communication Services.** Defects, damages, or the failure of Products, Accessories or Software due to any communication service or signal you may subscribe to or use with the Products Accessories or Software is excluded from coverage.

## Software

Products Covered	Length of Coverage
<b>Software.</b> Applies only to physical defects in the media that embodies the copy of the software (e.g. CD-ROM, or floppy disk).	<b>Ninety (90) days</b> from the date of purchase.

### Exclusions (Software)

**Software Embodied in Physical Media.** No warranty is made that the software will meet your requirements or will work in combination with any hardware or software applications provided by third parties, that the operation of the software products will be uninterrupted or error free, or that all defects in the software products will be corrected.

**Software NOT Embodied in Physical Media.** Software that is not embodied in physical media (e.g. software that is downloaded from the Internet), is provided "as is" and without warranty.

### Who is Covered?

This warranty extends only to the first consumer purchaser, and is not transferable.

### What Will Motorola Do?

Motorola, at its option, will at no charge repair, replace or refund the purchase price of any Products, Accessories or Software that does not conform to this warranty. We may use functionally equivalent reconditioned/refurbished/pre-owned or new Products, Accessories or parts. No

data, software or applications added to your Product, Accessory or Software, including but not limited to personal contacts, games and ringer tones, will be reinstalled. To avoid losing such data, software, and applications, please create a back up prior to requesting service.


## How to Obtain Warranty Service or Other Information

<b>USA</b>	1-800-331-6456
<b>Canada</b>	1-800-461-4575
<b>TTY</b>	1-888-390-6456

You will receive instructions on how to ship the Products, Accessories or Software, at your expense, to a Motorola Authorized Repair Center. To obtain service, you must include: (a) a copy of your receipt, bill of sale or other comparable proof of purchase; (b) a written description of the problem; (c) the name of your service provider, if applicable; (d) the name and location of the installation facility (if applicable) and, most importantly; (e) your address and telephone number.

## What Other Limitations are There?

ANY IMPLIED WARRANTIES, INCLUDING WITHOUT LIMITATION THE IMPLIED WARRANTIES OF MERCHANTABILITY AND FITNESS FOR A PARTICULAR PURPOSE, SHALL BE LIMITED TO THE DURATION OF THIS LIMITED WARRANTY, OTHERWISE THE REPAIR, REPLACEMENT, OR REFUND AS PROVIDED UNDER THIS EXPRESS LIMITED WARRANTY IS THE EXCLUSIVE REMEDY OF THE



CONSUMER, AND IS PROVIDED IN LIEU OF ALL OTHER WARRANTIES, EXPRESS OR IMPLIED. IN NO EVENT SHALL MOTOROLA BE LIABLE, WHETHER IN CONTRACT OR TORT (INCLUDING NEGLIGENCE) FOR DAMAGES IN EXCESS OF THE PURCHASE PRICE OF THE PRODUCT, ACCESSORY OR SOFTWARE, OR FOR ANY INDIRECT, INCIDENTAL, SPECIAL OR CONSEQUENTIAL DAMAGES OF ANY KIND, OR LOSS OF REVENUE OR PROFITS, LOSS OF BUSINESS, LOSS OF INFORMATION OR DATA, SOFTWARE OR APPLICATIONS OR OTHER FINANCIAL LOSS ARISING OUT OF OR IN CONNECTION WITH THE ABILITY OR INABILITY TO USE THE PRODUCTS, ACCESSORIES OR SOFTWARE TO THE FULL EXTENT THESE DAMAGES MAY BE DISCLAIMED BY LAW.

**Some states and jurisdictions do not allow the limitation or exclusion of incidental or consequential damages, or limitation on the length of an implied warranty, so the above limitations or exclusions may not apply to you. This warranty gives you specific legal rights, and you may also have other rights that vary from state to state or from one jurisdiction to another.**

## Copyright & Trademarks

Motorola Mobility LLC  
Consumer Advocacy Office  
600 N US Hwy 45  
Libertyville, IL 60048  
[www.motorola.com](http://www.motorola.com)

**Note:** Do not ship your product to the above address. If you need to return your product for repairs, replacement, or warranty service, please contact the Motorola Customer Support Center at:

1-800-331-6456 (United States)

1-888-390-6456 (TTY/TDD United States for hearing impaired)

1-800-461-4575 (Canada)

Certain features, services and applications are network dependent and may not be available in all areas; additional terms, conditions and/or charges may apply. Contact your service provider for details.

All features, functionality, and other product specifications, as well as the information contained in this guide, are based upon the latest available information and believed to be accurate at the time of printing. Motorola reserves the right to change or modify any information or specifications without notice or obligation.

**Note:** The images in this guide are examples only.

MOTOROLA and the Stylized M Logo are trademarks or registered trademarks of Motorola Trademark Holdings, LLC. Android, Google and other trademarks are owned by Google Inc. All other product or service names are the property of their respective owners.

© 2013 Motorola Mobility LLC. All rights reserved.

**Caution:** Motorola does not take responsibility for changes/modification to the transceiver.

Product ID: MOTOROLA ARCHANGEL

Manual Number: 68017165001-A





www.pdfdo.com  
Password Removed

