

---

## **Temporary Confidentiality Requested**

### **Exhibit 8: Draft User's Manual -- 47 CFR 2.1033(b)(3) and RSP100, Section 5.**

The attached User's Manual is the final production-intended version of the generic Motorola International English User Manual. This guide will be adapted to carrier-specific versions<sup>i</sup>, but the key information herein will be retained. Translations into other languages will also be done to support the needs of other markets. Minor revisions may be made to these manuals, prior to and subsequent to, placing this product onto the market. Selected portions of the User Guide can be found as indicated below:

- |            |   |                |
|------------|---|----------------|
| <b>8.1</b> | <b>Safety and Regulatory Section (Detailed User Guide):</b>                   | <b>Page 15</b> |
| <b>8.2</b> | <b>Specific Absorption Rate (SAR) Guidance (Safety and Regulatory Guide):</b> | <b>Page 22</b> |

---

<sup>i</sup> Motorola Mobility attests that the User's Guide provided with product shipping into Canada will provide any required Industry Canada notices and/or statements in both English and French, per the requirements of RSS-Gen.

# Motorola xClock (Model XXXX) 5/20/14 User Guide (Print) (UG)

2014.05.23  
FCC DRAFT

Use this template with **A6LandscapePrint** StructApps.  
Used to create Printed UG only.  
See the Reference Pages for template user instructions.  
**(Dummy Page - To be discarded before printing)**



## Check it out

When you're up and running, be sure to explore what your Moto 360™ watch can do.

- **One watch, many faces:** Change the entire look of your watch with a few simple screen touches. See “**Change watch faces**” on page 6.
- **Notifications when you need them:** See information you need to know, when you need it. See “**Notification cards**” on page 7.
- **Directions on your wrist:** Let your watch guide you safely and discreetly to your destination. See “**Navigation**” on page 8.
- **Voice commands:** Just tell your watch what you need. You may be surprised how many things Google™ can do to help you through your busy day. See “**Voice commands**” on page 8.

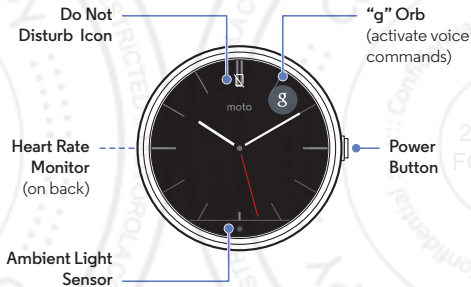
## Contents

<b>At a glance</b> .....	2
First look .....	2
<b>Start</b> .....	3
Power on & off .....	3
Download & connect .....	4
Charge up .....	4
Settings .....	5
<b>Features</b> .....	6
Change watch faces .....	6
Notification cards .....	7
Voice commands .....	8
<b>Android Wear app</b> .....	9
Initial setup .....	9
Always-on display .....	9
<b>Motorola Connect app</b> .....	10
Feature 1 .....	10
Feature 2 .....	10
<b>Remove/replace your watch band</b> .....	10
<b>Want more?</b> .....	11
Get help .....	11
<b>Safety, Regulatory, &amp; Legal</b> .....	12


# At a glance

## First look

Your new Moto 360™ keeps you up to date without taking you away from the moment. Glance at your wrist to see updates, or just speak to get the info you need. When the power runs low, just set your watch on the charging dock for a boost that will last for days.



## Tips & tricks

- **“g” orb:** In addition to launching voice commands, the “g” orb icon  shows connectivity status. The icon changes to show when your watch is in airplane mode or when the Bluetooth connection is lost.
- **Updates:** When a software update for your watch is available, your watch will notify you that an update is ready to install.
- **Unresponsive watch:** In the unlikely event that your watch becomes unresponsive, press and hold the power button for 25 seconds to force a power down. Then turn the watch back on as usual (see **“Power on & off”** on page 3).

**SAR** This product meets the applicable national or international RF exposure guidance (SAR guideline) when used normally 65t/, t > 0: 0/ 5@6-t/, t > 9: 7: t=) 3\* 3t69/0a, =0, 0: t < 77 0 aNThe SAR guideline includes a considerable safety margin designed to assure the safety of all persons, regardless of age and health.

# Start




## Power on & off



To **turn on** your watch, press and hold the power button until the watch vibrates.

**Caution:** Before using your device, please read the safety, regulatory, and legal information at [www.motorola.com/moto360legal](http://www.motorola.com/moto360legal)





2014.05.23  
FCC DRAFT

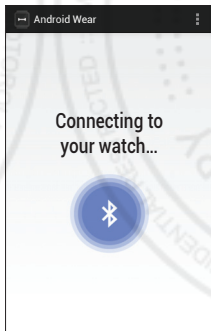
To **turn off** your watch, press and hold the power button until the power off menu appears. You can choose **Power off**, **Airplane mode** (no wireless connections), silent , vibrate , or sound on .

To put the watch in low power **ambient mode**, press the power button. To return to **active mode**, just press the power button again.

## Download & connect

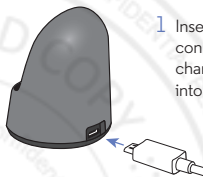
Pairing your watch with your phone is quick and easy—we promise.

- 1 On your phone, touch Apps  →  **Play Store** to go to the Google Play™ Store.
- 2 Touch  in the top right to search and locate the **Android Wear** app.
- 3 Touch **Install** to install the app on your phone.
- 4 Turn on your watch.
- 5 On your phone, touch Apps  → **Android Wear** to launch the app, and follow the prompts to pair your phone and watch.



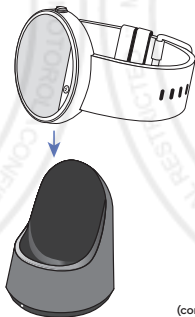
## Charge up

Your watch lets you know when it needs a charge. Just place it on the charging dock. When the charging indicator light turns off, you're good to go.



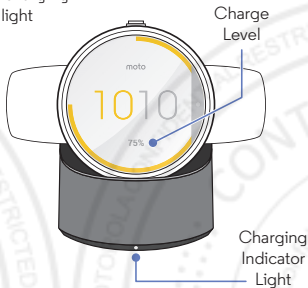
- 1 Insert the micro USB connector cable into the charging dock, and plug into a power outlet.

- 2 Place your watch on the charging dock.



(continued) →







- 3 Remove your watch when the charging indicator light goes off.



### Tips & tricks

- When charging, your watch shows a continuous charge level indicator.
- To check the charge level of your watch at any time, drag down from the top of the active display just until you see the date and battery charge level.

## Settings

- **Battery charge level:** Drag down from the top of the active display just until you see a pull-down screen with the date and battery charge level. Lift your finger to close the view.
  - **Do not disturb mode:** This option prevents new notifications from lighting the screen or vibrating your watch. To activate, drag down from top to bottom on the active display. The do not disturb icon  appears on the watch face. To turn off, drag down again from top to bottom.
  - **Power off:** Touch the “g” orb icon  twice, then touch **Settings** → **Power off**.
  - **Reboot:** Touch  twice, then touch **Settings** → **Reboot**.
  - **Airplane mode:** Touch  twice, then touch **Settings** → **Airplane mode**.
  - **Factory Reset:** Touch  twice, then touch **Settings** → **Factory Reset**.
- Caution:** This feature clears all settings and information about the current paired phone, so you can pair and sync your watch with a different phone.
- **Watch info:** To see information about your watch (software version, connection status, system update status), touch  twice, touch **Settings**, then swipe right until you see the information screen.



# Features

## Tips & tricks

- (“Photos” watch face description to come.)

## Change watch faces

Change watch faces to suit your needs, and define your style.

1 Touch and hold the screen to open the watch face selection menu.



2 Swipe left/right to find the watch face you want.



3 Touch the screen to select the watch face.



## Notification cards

Your watch gives you instant access to the information you need to know, when you need it. Discreet notification cards show what's new and important to you.

A slight vibration notifies you of incoming and missed calls, emails, and text messages. A quick glance reveals who's trying to get in touch with you.

## Tips & tricks

- (Text to come.)

1

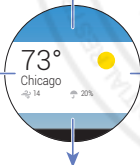


Drag a card up to view its contents.

2

Swipe up to see more cards.

Swipe left for more details & options.




Swipe right to dismiss the card.

Swipe down to return to the home screen.

2014.05.23  
FCC DRAFT

## Voice commands


Just say “Ok Google” or touch the “g” orb  on the home screen to speak to Google™.

Schedule a meeting, send a text, or take a note. Get answers to questions, like “What’s my next appointment?”, “How do I navigate home?”, or even the really important ones, like “Where are nearby coffee places?”.

Your watch shows a list of suggested phrases, which you can also touch to activate. Cammands can include:

- “Enable airplane mode.”
- “Remind me to *(do something, e.g., check the oven)*.”
- “Set an alarm for *(specified time, e.g., 10:30 am)*.”
- “Show alarms.”
- “Set a timer for *(length of time, e.g., 15 minutes)*.”
- “Agenda for *(specified date, e.g., today)*.”
- “Settings” (to open the watch Settings menu).
- “Start *(phone app function, e.g., remote shutter)*.”

### Tips & tricks

- **“g” orb:** In addition to launching voice commands, the “g” orb icon  shows connectivity status. The icon changes to show when your watch is in airplane mode or when the Bluetooth connection is lost.

## Navigation

Turn-by-turn navigation instructions on your wrist—what could be easier?

*(Text to come. Include info that navigation directions launched on the phone will also appear in the watch display.)*

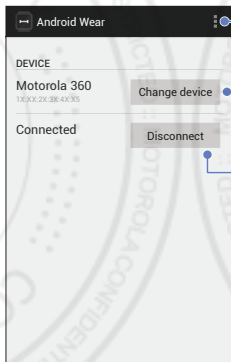
2014.05.23  
FCC DRAFT

# Android Wear app

## Initial setup

After you've paired your phone and watch (see “**Download & connect**” on page 4), use the Android Wear app on your phone to set up some basic watch features.

Touch Apps (☰) → **Android Wear** to launch the app, then touch Menu (☰) → **Settings**.



Touch to adjust watch & Android Wear settings.

Link Android Wear with another device.

Disconnect from watch or current wearable device.

These are some of the settings you can make:

- **Notification access:** Allow or prevent Android Wear from sending phone and app notifications to your watch.
- **Notification settings:** Select which phone apps can send notifications to your watch.
- **Voice commands:** Select which phone service will handle voice commands from your watch.

## Always-on display

Touch Apps (☰) → **Android Wear** → Menu (☰) → **Settings**, then touch **Disable always-on display** to enable or disable the always-on display for your watch.

**Note:** The always-on display uses a lot of power. To conserve battery life between charges, turn off this feature when you don't need it.

## Motorola Connect app

### Feature 1

(Text to come.)

### Feature 2

(Text to come.)

## Remove/replace your watch band

Removing and replacing the Moto 360 watch band requires some specialized tools.

If you need to replace your watch band, or adjust the size of the metal band, we recommend you take the watch and spare metal links to a local jeweler or watch repair shop for assistance.

2014.05.23  
FCC DRAFT

# Want more?

## Get help

There's more help, updates, and information right here:

- **Tutorials & Updates:** Get walk-through tutorials, help, guides, software updates, and more at [www.motorola.com/mymoto360](http://www.motorola.com/mymoto360).
- **News:** Get the latest news, apps, tips & tricks, videos and so much more—join us on:
  - **YouTube™** [www.youtube.com/motorola](http://www.youtube.com/motorola)
  - **Facebook®** [www.facebook.com/motorola](http://www.facebook.com/motorola)
  - **Twitter** [www.twitter.com/motorola](http://www.twitter.com/motorola)
  - **Google+™** [www.google.com/+Motorola](http://www.google.com/+Motorola)

## Tips & tricks

- **Device help:** For information and help with your watch, see the Android Wear app on your phone.

2014.05.23  
FCC DRAFT

# Safety, Regulatory, & Legal

## Battery Use & Safety

**Warning:** Your product contains a battery which should only be removed by a Motorola approved service center or recycler.

- Don't try to remove or replace the battery yourself. Attempting to remove or replace the battery may damage the battery and may cause burning and injury.
- Don't try to take apart or fix your product. Attempting to take apart or fix your product may damage the battery and may cause burning and injury.
- Don't crush, bend, or expose your product to heat or liquid. This may damage the battery and may cause burning and injury.

## Battery Charging

**Notes for charging your product's battery:**

- During charging, keep your product and charger near room temperature for efficient battery charging.
- New batteries are not fully charged.
- New batteries or batteries stored for a long time may take more time to charge.
- Motorola batteries and charging systems have circuitry that protects the battery from damage from overcharging.

## Third Party Accessories

Using third party accessories, including but not limited to batteries, chargers, headsets, covers, cases, screen protectors, and memory cards, may impact your product's performance. Using a non-Motorola battery or charger may present a risk of fire, explosion, leakage, or other hazard. Motorola's warranty doesn't cover damage to the product caused by non-Motorola batteries and/or chargers. For a list of Motorola accessories, visit

[www.motorola.com/us/consumers/Accessories/accessories,en\\_US,sc.html](http://www.motorola.com/us/consumers/Accessories/accessories,en_US,sc.html) (in English only).

## Driving Precautions

Responsible and safe driving is your primary responsibility when driving a vehicle. Making calls or using applications while driving may cause distraction, and may be prohibited or restricted in certain areas—always obey local laws and regulations for the use of mobile devices and accessories in the vehicle.

**While driving, ALWAYS:**

- Keep your eyes on the road.

- Use a handsfree device if available or required by law in your area.
- Enter destination information into a navigation device **before** driving.
- Use voice activated features (such as voice dial) and speaking features (such as audible directions), if available.
- Concentrate on driving, and stop using the mobile device if you can't concentrate.

Pull over safely before using your mobile device to send messages, surf the web, or use other applications.

Remember to follow the "Responsible Driving" tips at [www.motorola.com/callsmart](http://www.motorola.com/callsmart) (in English only).

## Children

**Keep your product and its accessories away from small children.** These products are not toys and may be hazardous to small children. For example, a choking hazard may exist for small, detachable parts.

## Use & Care

To care for your Motorola product, please observe the following:



### liquids

Don't expose your product to water, rain, extreme humidity, sweat, or other liquids.



### drying

Don't try to dry your product using a microwave oven, conventional oven, or dryer.



### extreme heat or cold

Avoid temperatures below -10°C (14°F) or above 60°C (140°F). For battery powered accessories, do not recharge your accessory in temperatures below 0°C (32°F) or above 45°C (113°F).



### dust and dirt

Don't expose your product to dust, dirt, sand, food, or similar materials.



### cleaning

To clean your product, use only a dry soft cloth. Don't use alcohol or other cleaning solutions.



### shock and vibration

Don't drop your product or expose it to strong vibration.



### protection

To help protect your product, always make sure that all connector and compartment covers are closed and secure, and avoid carrying it with hard objects such as keys or coins.

## Symbol Key

Your battery, charger, accessory product, user's guide, or packaging may contain symbols, defined as follows:

Symbol	Definition
	Important safety information follows.
	Do not dispose of your product or battery in a fire.
	Your product or battery may require recycling in accordance with local laws. Contact your local regulatory authorities for more information.
	Don't dispose of your product or battery with your household waste. See "Disposal & Recycling" for more information.
	For indoor use only.

## Radio Frequency (RF) Energy

### Exposure to RF Energy & Device Operation

Your mobile device contains a transmitter and receiver of RF energy. It is designed to comply with regulatory requirements concerning human RF exposure.

For optimal device performance, and to stay within the RF exposure guidelines:

- Use the device in airplane mode when flying.
- Do not use the device while driving or operating heavy machinery.

### Follow Instructions to Avoid Interference Problems

Turn off your mobile device in any location where posted notices instruct you to do so, such as hospitals or health care facilities.

In an aircraft, turn off your mobile device whenever instructed to do so by airline staff. If your mobile device offers an airplane mode or similar feature, consult airline staff about using it in flight.

### Medical Devices

If you use an implantable pacemaker or defibrillator, or other medical device, consult your healthcare provider and the device manufacturer's directions before using this mobile device.

Persons with a pacemaker or defibrillator should observe the following precautions:

- ALWAYS keep the mobile device more than 20 centimeters (8 inches) from the pacemaker or defibrillator when the mobile device is turned ON.
- Use the ear opposite the pacemaker or defibrillator to minimize the potential for interference.
- Turn OFF the mobile device immediately if you have any reason to suspect that interference is taking place.

### Regulatory Information

Your Motorola mobile device is designed to comply with national and international regulatory requirements. For full compliance statements and details, please refer to the regulatory information in your printed legal guide.



## Privacy & Data Security

Motorola understands that privacy and data security are important to everyone. Because some features of your product may affect your privacy or data security, please follow these recommendations to enhance protection of your information:

- **Monitor access:** Keep your product with you and do not leave it where others may have unmonitored access. Use your product's security and lock features, where available.
- **Keep software up to date:** If Motorola or a software/application vendor releases a patch or software fix for your product that updates the device's security, install it as soon as possible.
- **Secure Personal Information:** Your product can store personal information in various locations including a SIM card, memory card, and built-in memory. Be sure to remove or clear all personal information before you recycle, return, or give away your product.  
**Note:** For information on how to backup or wipe data from your product, go to [www.motorola.com/support](http://www.motorola.com/support)
- **Online accounts:** Some products provide a Motorola online account. Go to your account for information on how to manage the account, and how to use security features.
- **Applications and updates:** Choose your apps and updates carefully, and install from trusted sources only. Some apps can impact your product's performance and/or have access to private information including account details, call data, location details and network resources.
- **Wireless:** For products with Wi-Fi features, only connect to trusted Wi-Fi networks. Also, when using your product as a hotspot (where available), use network security. These precautions will help prevent unauthorized access to your device.

If you have further questions about how using your product may impact your privacy or data security, please contact Motorola at [privacy@motorola.com](mailto:privacy@motorola.com), or contact your service provider.

## Disposal & Recycling

### Products & Accessories

Please don't dispose of products or electrical accessories (such as chargers, headsets, or batteries) with your household waste. **Warning: Never dispose of batteries, either separately or within a mobile device, in a fire because they may explode.** These items should be disposed of in accordance with the national collection and recycling schemes operated by your local or regional authority. Or, you may return unwanted Motorola products and electrical accessories to any Motorola Approved Service Center in your region. For details on approved national recycling schemes and Motorola recycling activities, go to: [www.motorola.com/recycling](http://www.motorola.com/recycling)



### Packaging & Product Guides

Product packaging and product guides should only be disposed of in accordance with national collection and recycling requirements. Please contact your regional authorities for more details.

### Software Copyright

Motorola products may include copyrighted Motorola and third-party software stored in semiconductor memories or other media. Laws in the United States and other countries preserve for Motorola and third-party software providers certain exclusive rights for copyrighted software, such as the exclusive rights to distribute or reproduce the copyrighted software. Accordingly, any copyrighted software contained in Motorola products may not be modified, reverse-engineered, distributed, or reproduced in any manner to the extent allowed by law. Furthermore, the purchase of Motorola products shall not be deemed to grant either directly or by implication, estoppel, or otherwise, any license under the copyrights, patents, or patent applications of Motorola or any third-party software provider, except for the normal, non-exclusive, royalty-free license to use that arises by operation of law in the sale of a product.

### Export Law Assurances

This product is controlled under the export regulations of the United States of America and Canada. The Governments of the United States of America and Canada may restrict the exportation or re-exportation of this product to certain destinations. For further information contact the U.S. Department of Commerce or the Canadian Department of Foreign Affairs and International Trade.

# Motorola Limited Warranty

## What Does this Warranty Cover?

Subject to the exclusions contained below, Motorola Mobility LLC warrants its mobile telephones ("Products"), Motorola-branded or certified accessories sold for use with these Products ("Accessories"), and Motorola software contained on CD-ROMs or other tangible media and sold for use with these Products ("Software") to be free from defects in materials and workmanship under normal consumer usage for the period(s) outlined below. This limited warranty is a consumer's exclusive remedy, and applies as follows to new Motorola Products, Accessories, and Software purchased by consumers, which are accompanied by this written warranty:

### Products and Accessories

Products Covered	Length of Coverage
Products and Accessories as defined above, unless otherwise provided for below.	One (1) year from the date of purchase by the first consumer purchaser of the product unless otherwise provided for below.
Decorative Accessories and Cases. Decorative covers, bezels, and cases.	Limited lifetime warranty for the lifetime of ownership by the first consumer purchaser of the product.
Monaural Headsets. Ear buds and boom headsets that transmit mono sound through a wired connection.	Limited lifetime warranty for the lifetime of ownership by the first consumer purchaser of the product.
Products and Accessories that are Repaired or Replaced.	The balance of the original warranty or for ninety (90) days from the date returned to the consumer, whichever is longer.

### Exclusions (Products and Accessories)

**Normal Wear and Tear.** Periodic maintenance, repair and replacement of parts due to normal wear and tear are excluded from coverage.

**Batteries.** Only batteries whose fully charged capacity falls below 80% of their rated capacity and batteries that leak are covered by this limited warranty.

**Abuse & Misuse.** Defects or damage that result from: (a) improper operation, storage, misuse or abuse, accident or neglect, such as physical damage (cracks, scratches, etc.) to the surface of the product resulting from misuse; (b) contact with liquid, water, rain, extreme humidity or heavy perspiration, sand, dirt or the like, extreme heat, or food; (c) use of the Products or Accessories for commercial purposes or subjecting the Product or Accessory to

abnormal usage or conditions; or (d) other acts which are not the fault of Motorola, are excluded from coverage.

**Use of Non-Motorola Products and Accessories.** Defects or damage that result from the use of non-Motorola branded or certified Products, Accessories, Software or other peripheral equipment are excluded from coverage.

**Unauthorized Service or Modification.** Defects or damages resulting from service, testing, adjustment, installation, maintenance, alteration, or modification in any way by someone other than Motorola, or its authorized service centers, are excluded from coverage.

**Altered Products.** Products or Accessories with (a) serial numbers or date tags that have been removed, altered or obliterated; (b) broken seals or that show evidence of tampering; (c) mismatched board serial numbers; or (d) nonconforming or non-Motorola housings, or parts, are excluded from coverage.

**Communication Services.** Defects, damages, or the failure of Products, Accessories or Software due to any communication service or signal you may subscribe to or use with the Products Accessories or Software is excluded from coverage.

### Software

Products Covered	Length of Coverage
Software. Applies only to physical defects in the media that embodies the copy of the software (e.g. CD-ROM).	Ninety (90) days from the date of purchase.

### Exclusions (Software)

**Software Embodied in Physical Media.** No warranty is made that the software will meet your requirements or will work in combination with any hardware or software applications provided by third parties, that the operation of the software products will be uninterrupted or error free, or that all defects in the software products will be corrected.

**Software NOT Embodied in Physical Media.** Software that is not embodied in physical media (e.g. software that is downloaded from the Internet), is provided "as is" and without warranty.

### Who is Covered?

This warranty extends only to the first consumer purchaser, and is not transferable.

### What Will Motorola Do?

Motorola, at its option, will at no charge repair, replace or refund the purchase price of any Products, Accessories or Software that does not conform to this warranty. We may use functionally equivalent reconditioned/refurbished/pre-owned or new Products, Accessories or parts. No data, software or applications added to your Product, Accessory or Software, including but not limited to personal contacts, games and ringer tones, will be reinstalled. To

avoid losing such data, software, and applications, please create a back up prior to requesting service.

## How to Obtain Warranty Service or Other Information

Please contact Motorola using the contact details provided on the customer support website at [www.motorola.com/support](http://www.motorola.com/support).

You will receive instructions on how and where to ship the Product for assessment. We will generally need: (i) proof of purchase; (ii) a written description of the problem; (iii) the name of your mobile network service provider, if applicable; (iv) your address and telephone number. We will only use this information for the purposes of processing your claim under this Limited Warranty.

You will receive instructions on how to ship the Products, Accessories or Software, at your expense, to a Motorola Authorized Repair Center. To obtain service, you must include: (a) a copy of your receipt, bill of sale or other comparable proof of purchase; (b) a written description of the problem; (c) the name of your service provider, if applicable; (d) the name and location of the installation facility (if applicable) and, most importantly; (e) your address and telephone number.

## What Other Limitations are There?

ANY IMPLIED WARRANTIES, INCLUDING WITHOUT LIMITATION THE IMPLIED WARRANTIES OF MERCHANTABILITY AND FITNESS FOR A PARTICULAR PURPOSE, SHALL BE LIMITED TO THE DURATION OF THIS LIMITED WARRANTY, OTHERWISE THE REPAIR, REPLACEMENT, OR REFUND AS PROVIDED UNDER THIS EXPRESS LIMITED WARRANTY IS THE EXCLUSIVE REMEDY OF THE CONSUMER, AND IS PROVIDED IN LIEU OF ALL OTHER WARRANTIES, EXPRESS OR IMPLIED. IN NO EVENT SHALL MOTOROLA BE LIABLE, WHETHER IN CONTRACT OR TORT (INCLUDING NEGLIGENCE) FOR DAMAGES IN EXCESS OF THE PURCHASE PRICE OF THE PRODUCT, ACCESSORY OR SOFTWARE, OR FOR ANY INDIRECT, INCIDENTAL, SPECIAL OR CONSEQUENTIAL DAMAGES OF ANY KIND, OR LOSS OF REVENUE OR PROFITS, LOSS OF BUSINESS, LOSS OF INFORMATION OR DATA, SOFTWARE OR APPLICATIONS OR OTHER FINANCIAL LOSS ARISING OUT OF OR IN CONNECTION WITH THE ABILITY OR INABILITY TO USE THE PRODUCTS, ACCESSORIES OR SOFTWARE TO THE FULL EXTENT THESE DAMAGES MAY BE DISCLAIMED BY LAW.

Some states and jurisdictions do not allow the limitation or exclusion of incidental or consequential damages, or limitation on the length of an implied warranty, so the above limitations or exclusions may not apply to you. This warranty gives you specific legal rights, and you may also have other rights that vary from state to state or from one jurisdiction to another.

## Copyright & Trademarks

Motorola Mobility LLC  
Consumer Advocacy Office  
600 N US Hwy 45  
Libertyville, IL 60048

[www.motorola.com](http://www.motorola.com)

**Note:** Do not ship your product to the above address. If you need to return your product for repairs, replacement, or warranty service, please contact the Motorola Customer Support Center at:

1-800-734-5870 (United States)

1-888-390-6456 (TTY/TDD United States for hearing impaired)

1-800-461-4575 (Canada)

Certain features, services and applications are network dependent and may not be available in all areas; additional terms, conditions and/or charges may apply. Contact your service provider for details.

All features, functionality, and other product specifications, as well as the information contained in this guide, are based upon the latest available information and believed to be accurate at the time of printing. Motorola reserves the right to change or modify any information or specifications without notice or obligation.

**Note:** The images in this guide are examples only.

MOTOROLA and the Stylized M Logo are trademarks or registered trademarks of Motorola Trademark Holdings, LLC. Android, Google and other trademarks are owned by Google Inc. The Android robot is reproduced or modified from work created and shared by Google and used according to terms described in the Creative Commons 3.0 Attribution License. All other product or service names are the property of their respective owners.

© 2014 Motorola Mobility LLC. All rights reserved.

**Caution:** Motorola does not take responsibility for changes/modification to the transceiver.

Product ID: Moto 360 (Model xxxx)

Manual Number: 68xxxxxxx-x

en



safe, smart,  
protected



# ***Safety, Regulatory, & Legal***

---

## **Charging Dock Operation**

The charging dock is designed for tabletop use. To be compliant with RF exposure guidelines and to avoid interference with implanted medical devices, maintain a distance of at least 15 centimeters (approximately six inches) from the charging dock.

## **Specific Absorption Rate (FCC & IC)**

### **YOUR MOBILE DEVICE MEETS FCC AND IC LIMITS FOR EXPOSURE TO RADIO WAVES.**

Your mobile device is a radio transmitter and receiver intended to be worn on your wrist. It is designed not to exceed the limits for exposure to radio waves (radio frequency electromagnetic fields) adopted by the Federal Communications Commission (FCC) and Industry Canada (IC). These limits include a substantial safety margin designed to assure the safety of all persons, regardless of age and health.

The radio wave exposure guidelines use a unit of measurement known as the Specific Absorption Rate, or SAR. The SAR limit for a wrist-worn mobile device is 4.0 W/kg. Testing is conducted with the device transmitting at its highest certified power level. The highest SAR tested value for your device model is: 0.44 W/kg.

# European Union Directives Conformance Statement

The following CE compliance information is applicable to Motorola products that carry one of the following CE marks:

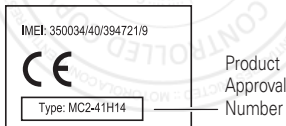


Hereby, Motorola declares that this product is in compliance with:

- The essential requirements and other relevant provisions of Directive 1999/5/EC
- All other relevant EU Directives

For products that support Wi-Fi 802.11a (as defined in your product information): This device is restricted to indoor use when operating in the 5.15 to 5.25 GHz (802.11a) Wi-Fi frequency band.

The following gives an example of a typical Product Approval Number:



You can view your product's Declaration of Conformity (DoC) to Directive 1999/5/EC (to R&TTE Directive) at [www.motorola.com/rtte](http://www.motorola.com/rtte) (in English only). To find your DoC, enter the Product Approval Number from your product's label in the "Search" bar on the website.

# FCC Notice to Users

**The following statement applies to all products that bear the FCC logo and/or FCC ID on the product label.**

This equipment has been tested and found to comply with the limits for a Class B digital device, pursuant to part 15 of the FCC Rules. See 47 CFR Sec. 15.105(b). These limits are designed to provide reasonable protection against harmful interference in a residential installation. This equipment generates, uses and can radiate radio frequency energy and, if not installed and used in accordance with the instructions, may cause harmful interference to radio communications. However, there is no guarantee that interference will not occur in a particular installation. If this equipment does cause harmful interference to radio or television reception, which can be determined by turning the equipment off and on, the user is encouraged to try to correct the interference by one or more of the following measures:

- Reorient or relocate the receiving antenna.
- Increase the separation between the equipment and the receiver.
- Connect the equipment to an outlet on a circuit different from that to which the receiver is connected.
- Consult the dealer or an experienced radio/TV technician for help.

This device complies with part 15 of the FCC Rules. Operation is subject to the following two conditions: (1) This device may not cause harmful interference, and (2) this device must accept any interference received, including interference that may cause undesired operation. See 47 CFR Sec. 15.19(a)(3).

Motorola has not approved any changes or modifications to this device by the user. Any changes or modifications could void the user's authority to operate the equipment. See 47 CFR Sec. 15.21.

For products that support Wi-Fi 802.11a (as defined in product information): In the United States, do not use your



device outdoors while connected to an 802.11a Wi-Fi network. The FCC prohibits such outdoor use since frequencies 5.15-5.25 GHz can cause interference with Mobile Satellite Services (MSS). Public Wi-Fi access points in this range are optimized for indoor use.

## Industry Canada Notice to Users

This device complies with Industry Canada licence-exempt RSS standard(s). Operation is subject to the following two conditions: (1) This device may not cause interference and (2) This device must accept any interference, including interference that may cause undesired operation of the device. See RSS-Gen, Section 7.1.3. This device complies with ICES-003 requirements for Class B ITE (Information Technology Equipment). *CAN ICES-3 (B)/NMB-3(B)*

## Motorola Limited Warranty

### What Does this Warranty Cover?

Subject to the exclusions contained below, Motorola Mobility LLC warrants its mobile telephones ("Products"), Motorola-branded or certified accessories sold for use with these Products ("Accessories"), and Motorola software contained on CD-ROMs or other tangible media and sold for use with these Products ("Software") to be free from defects in materials and workmanship under normal consumer usage for the period(s) outlined below. This limited warranty is a consumer's exclusive remedy, and applies as follows to new Motorola Products, Accessories, and Software purchased by consumers, which are accompanied by this written warranty:

## Products and Accessories

<b>Products Covered</b>	<b>Length of Coverage</b>
<b>Products and Accessories</b> as defined above, unless otherwise provided for below.	<b>One (1) year</b> from the date of purchase by the first consumer purchaser of the product unless otherwise provided for below.
<b>Decorative Accessories and Cases.</b> Decorative covers, bezels, and cases.	<b>Limited lifetime warranty</b> for the lifetime of ownership by the first consumer purchaser of the product.
<b>Monaural Headsets.</b> Ear buds and boom headsets that transmit mono sound through a wired connection.	<b>Limited lifetime warranty</b> for the lifetime of ownership by the first consumer purchaser of the product.
<b>Products and Accessories that are Repaired or Replaced.</b>	<b>The balance of the original warranty or for ninety (90) days</b> from the date returned to the consumer, whichever is longer.

### Exclusions (Products and Accessories)

**Normal Wear and Tear.** Periodic maintenance, repair and replacement of parts due to normal wear and tear are excluded from coverage.

**Batteries.** Only batteries whose fully charged capacity falls below 80% of their rated capacity and batteries that leak are covered by this limited warranty.

**Abuse & Misuse.** Defects or damage that result from:  
(a) improper operation, storage, misuse or abuse, accident or neglect, such as physical damage (cracks, scratches, etc.) to the surface of the product resulting

from misuse; (b) contact with liquid, water, rain, extreme humidity or heavy perspiration, sand, dirt or the like, extreme heat, or food; (c) use of the Products or Accessories for commercial purposes or subjecting the Product or Accessory to abnormal usage or conditions; or (d) other acts which are not the fault of Motorola, are excluded from coverage.

**Use of Non-Motorola Products and Accessories.**

Defects or damage that result from the use of non-Motorola branded or certified Products, Accessories, Software or other peripheral equipment are excluded from coverage.

**Unauthorized Service or Modification.** Defects or damages resulting from service, testing, adjustment, installation, maintenance, alteration, or modification in any way by someone other than Motorola, or its authorized service centers, are excluded from coverage.

**Altered Products.** Products or Accessories with (a) serial numbers or date tags that have been removed, altered or obliterated; (b) broken seals or that show evidence of tampering; (c) mismatched board serial numbers; or (d) nonconforming or non-Motorola housings, or parts, are excluded from coverage.

**Communication Services.** Defects, damages, or the failure of Products, Accessories or Software due to any communication service or signal you may subscribe to or use with the Products Accessories or Software is excluded from coverage.

**Software**

<b>Products Covered</b>	<b>Length of Coverage</b>
<b>Software.</b> Applies only to physical defects in the media that embodies the copy of the software (e.g. CD-ROM).	<b>Ninety (90) days</b> from the date of purchase.

## Exclusions (Software)

**Software Embodied in Physical Media.** No warranty is made that the software will meet your requirements or will work in combination with any hardware or software applications provided by third parties, that the operation of the software products will be uninterrupted or error free, or that all defects in the software products will be corrected.

**Software NOT Embodied in Physical Media.** Software that is not embodied in physical media (e.g. software that is downloaded from the Internet), is provided “as is” and without warranty.

## Who is Covered?

This warranty extends only to the first consumer purchaser, and is not transferable.

## What Will Motorola Do?

Motorola, at its option, will at no charge repair, replace or refund the purchase price of any Products, Accessories or Software that does not conform to this warranty. We may use functionally equivalent reconditioned/refurbished/pre-owned or new Products, Accessories or parts. No data, software or applications added to your Product, Accessory or Software, including but not limited to personal contacts, games and ringer tones, will be reinstalled. To avoid losing such data, software, and applications, please create a back up prior to requesting service.

## How to Obtain Warranty Service or Other Information

Please contact Motorola using the contact details provided on the customer support website at [www.motorola.com/support](http://www.motorola.com/support).

You will receive instructions on how and where to ship the Product for assessment. We will generally need: (i) proof of purchase; (ii) a written description of the problem; (iii) the name of your mobile network service provider, if

applicable; (iv) your address and telephone number. We will only use this information for the purposes of processing your claim under this Limited Warranty. You will receive instructions on how to ship the Products, Accessories or Software, at your expense, to a Motorola Authorized Repair Center. To obtain service, you must include: (a) a copy of your receipt, bill of sale or other comparable proof of purchase; (b) a written description of the problem; (c) the name of your service provider, if applicable; (d) the name and location of the installation facility (if applicable) and, most importantly; (e) your address and telephone number.

## **What Other Limitations are There?**

ANY IMPLIED WARRANTIES, INCLUDING WITHOUT LIMITATION THE IMPLIED WARRANTIES OF MERCHANTABILITY AND FITNESS FOR A PARTICULAR PURPOSE, SHALL BE LIMITED TO THE DURATION OF THIS LIMITED WARRANTY, OTHERWISE THE REPAIR, REPLACEMENT, OR REFUND AS PROVIDED UNDER THIS EXPRESS LIMITED WARRANTY IS THE EXCLUSIVE REMEDY OF THE CONSUMER, AND IS PROVIDED IN LIEU OF ALL OTHER WARRANTIES, EXPRESS OR IMPLIED. IN NO EVENT SHALL MOTOROLA BE LIABLE, WHETHER IN CONTRACT OR TORT (INCLUDING NEGLIGENCE) FOR DAMAGES IN EXCESS OF THE PURCHASE PRICE OF THE PRODUCT, ACCESSORY OR SOFTWARE, OR FOR ANY INDIRECT, INCIDENTAL, SPECIAL OR CONSEQUENTIAL DAMAGES OF ANY KIND, OR LOSS OF REVENUE OR PROFITS, LOSS OF BUSINESS, LOSS OF INFORMATION OR DATA, SOFTWARE OR APPLICATIONS OR OTHER FINANCIAL LOSS ARISING OUT OF OR IN CONNECTION WITH THE ABILITY OR INABILITY TO USE THE PRODUCTS, ACCESSORIES OR SOFTWARE TO THE FULL EXTENT THESE DAMAGES MAY BE DISCLAIMED BY LAW.

**Some states and jurisdictions do not allow the limitation or exclusion of incidental or consequential damages, or limitation on the length of an implied**

warranty, so the above limitations or exclusions may not apply to you. This warranty gives you specific legal rights, and you may also have other rights that vary from state to state or from one jurisdiction to another.



# Copyright & Trademarks

Motorola Mobility LLC  
222 W. Merchandise Mart Plaza  
16th Floor  
Chicago, IL 60654

**www.motorola.com**

**Note:** Do not ship your product to the above address. If you need to return your product for repairs, replacement, or warranty service, please contact the Motorola

Customer Support Center at:

1-800-734-5870 (United States)

1-888-390-6456 (TTY/TDD United States for hearing impaired)

1-800-461-4575 (Canada)

MOTOROLA and the Stylized M Logo are trademarks or registered trademarks of Motorola Trademark Holdings, LLC. All other product or service names are the property of their respective owners.

© 2014 Motorola Mobility LLC. All rights reserved.

**Caution:** Motorola does not take responsibility for changes/modification to the transceiver.

Product ID: Moto 360

Manual Number: 68017749001-A







**motorola.com**



Please recycle!