

LED BANNER

THIS PRODUCT IS NOT A TOY! Please read this entire instruction booklet before using.

INSTRUCTION MANUAL

A. DESCRIPTION

Thank you for purchasing the **LED BANNER**. This product is not a toy and is not intended for use by children. Decorative and for indoor / outdoor use.

B. OPERATION


1. Remove the light set from the package and unroll before use.
2. The light set can only be connected to the IP44 transformer which is attached to the item.
3. This item is for indoor / outdoor use.
4. Bulbs cannot be replaced.
5. Do not connect this light set to another power supply or light set.
6. The light set power cord cannot be replaced.
7. Avoid any damage to the isolation of the wiring.

C. MESSAGES AND ICONS

13 messages and 11 icons will play in the following order:

1. Merry Christmas
2. Happy Holidays
3. Happy New Year
4. Seasons Greetings
5. Feliz Navidad
6. Bah Humbug
7. Happy Birthday
8. Happy Halloween
9. Merry and Bright
10. Peace on Earth
11. Let it Snow
12. Ho Ho Ho
13. Joy to the World


14.



15.




16.




17.



18.




19.



20.




21.



22.



23.



24.



Instructions:



1. Plug the adaptor into a nearby working outlet. The banner will go on automatically after you plug in. **The adaptor is intended to be correctly oriented in a vertical or floor mounted position.**
2. There are 13 messages and 11 icons.
3. Insert a 23AE, 12V battery or equivalent (included) into the remote control.
4. Use the remote control to select desired light show. The selected message or icon will play repeatedly until a new one is selected.
5. Press "up arrow" once for the next light show. Keep pressing to scroll through the light shows.
6. Press "down arrow" once to go backward. Keep pressing to scroll through the light shows.
7. Press "OFF" to turn the lights off.
8. Press "ON" to turn the lights on again
9. The black button on the control box can be used to toggle through messages and icons. Press once to change to the next message or icon. The button on the control box cannot turn the unit off or on. Please use the remote or unplug the unit to turn off.
10. Use the provided S-hooks for hanging.

This light set can be used indoor and outdoor. Please keep all the relevant information for future reference!

D. TROUBLESHOOTING

<u>PROBLEM</u>	<u>LIKELY CAUSE</u>	<u>SOLUTION</u>
No Light	Unit is turned off	Press the "ON" button on the remote or plug the adaptor again into a working outlet
	Desired image or icon is not playing	Use the remote or black button on the control box to scroll to find the selected image

E. CARE INSTRUCTIONS

1. Before using or reusing, inspect product carefully. Discard any products that have cracks in enclosure or exposed wire.
2. When storing the product, carefully remove from the current location to avoid any undue strain or stress on the conductors, connections and wires.
3. When not in use, store neatly in a cool, dry location protected from sunlight and heat.
4. If necessary, clean product by wiping with a soft, dry cloth. Do not use any corrosive cleanser or chemical solution on this item.

NOTE: Do not dispose batteries in fire. Batteries may explode or leak. Do not mix old and new batteries. Replace all batteries at the same time. Do not mix alkaline, standard (carbon-zinc), or rechargeable (nickel-cadmium) batteries. Remove fully discharged batteries immediately. Batteries should be recycled or disposed of as per state and local guidelines.

F. SAFETY INSTRUCTIONS AND WARNINGS

WARNING: THIS IS NOT A TOY! THIS PRODUCT CONTAINS SMALL PARTS, WHICH COULD CAUSE CHOKING IF SWALLOWED.

TO PREVENT FIRE OR SHOCK HAZARD, DO NOT REMOVE COVER. NO USER SERVICEABLE PARTS INSIDE. IF SERVICING IS NEEDED, SEND TO QUALIFIED SERVICE PERSONNEL.

PLEASE ADHERE TO THE FOLLOWING:

1. **Read Instructions** - All safety and operating instructions should be read before the item is operated. Please adhere to the instructions and warnings for your safety.
2. **Heat** - The item should be situated away from heat sources such as radiators, hairdryers, heat registers, stoves or other appliances that produce heat.
3. **Damage Requiring Service** - Have a qualified service personnel service this item when:
 - a) All troubleshooting techniques have been tried and the item will not work or has stopped working.
 - b) The item has been dropped or the enclosure damaged.

Federal Communications Commission Code, Part 15:

NOTES: This equipment has been tested and found to comply with the limits for a Class B digital device pursuant to Part 15 of the FCC Rules. These limits are designed to provide reasonable protection against harmful interference in a residential installation. This equipment generates, uses and can radiate radio frequency energy and, if not installed and used in accordance with the instructions, may cause harmful interference to radio communications. However, there is no guarantee that interference will not occur in a particular installation. If the equipment does cause harmful interference to radio or television reception, which can be determined by turning the equipment off and on, the user is encouraged to correct the interference by one or more of the following measures:

- (a) reorient or relocate the receiving antenna;
- (b) increase the separation between the equipment and the receiver;
- (c) connect the equipment to an outlet on a circuit different from that to which the receiver is connected;
- (d) consult the dealer or an experienced radio/TV technician for help.

Warning: Changes or modification to this unit not expressly approved by the party responsible for compliance could void the user's authority to operate the equipment.

This device complies with Part 15 of the FCC Rules. Operation is subject to the following two conditions:

- (1) this device may not cause harmful interference, and
- (2) this device must accept any interference received, including interference that may cause undesired operation.

The following is only applicable to customers in the USA:

For more information about this product, please call 1-800-467-9627, or visit our website www.mrchristmas.com. We will be happy to help you!

G. NINETY-DAY LIMITED WARRANTY

Manufacturer warrants the original customer / purchaser of the **LED BANNER** that they will be free from defects in material and workmanship for a period of ninety (90) days from date-of-purchase. Any liability under this warranty shall be limited to the repair or replacement of defective parts without charge if the item is returned with shipping charges prepaid together with proof of date-of-purchase, name and mailing address of the original consumer / purchaser. This warranty does not cover defects caused by damages in transit, abuse, accident, negligence or repairs made by others. This warranty gives the original consumer / purchaser specific legal rights. The original consumer / purchaser may also have other rights which vary from state to state.