


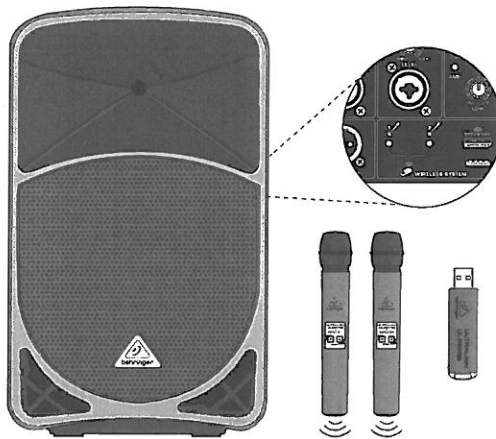
ULTRALINK ULM200M /ULM200D

High-Performance 2.4 GHz Digital Wireless System with
Handheld Microphone(s) and Dual-Mode USB Receiver

ULM200M /ULM200D Hook-Up



XENYX QX2442USB



B115MP3

EN

ES

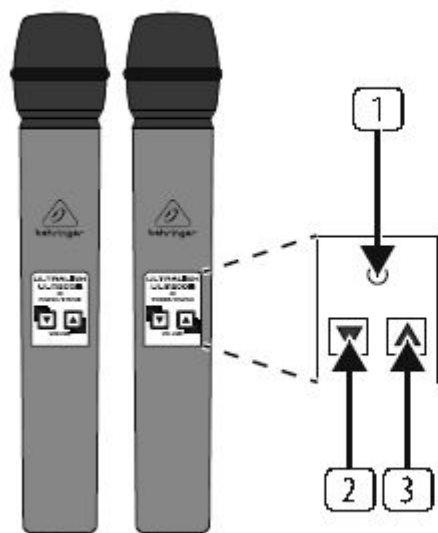
FR

DE

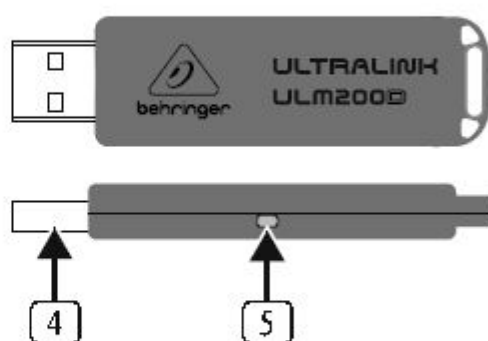
PT

ULM200M /ULM200D Controls

Model: ULM200M



Model: ULM200D



Type of product: Wireless Microphone

ULM200M /ULM200D Controls

1. POWER/STATUS LED
1. ▼ VOLUME Button (Mute/volume down)
2. ▲ VOLUME Button (Power on/unmute/volume up)
3. USB connector
5. Wireless Link Status LED

ULM200M /ULM200D Getting Started

1. Connect the ULM200D wireless receiver to the “WIRELESS ONLY!” USB connector on wireless-enabled BEHRINGER mixers, powered speakers or other compatible products, or to a USB port on a computer.
2. Press and hold the ▲ button on the ULM200M wireless microphone to connect wirelessly to the ULM200D receiver. The LED on the microphone will flash slowly during the connecting sequence and will light solid once connected. If the ULM200M wireless microphone cannot connect to a receiver, the microphone will automatically power down after 10 seconds.
3. Once connected, the ULM200M microphone will be set at a medium volume. Use the ▲ and ▼ buttons to adjust the volume
4. A long press of the ▼ button will put the ULM200M microphone into mute. The mute condition is indicated by rapid flashing of the LED. If the user does not unmute within 60 seconds, the ULM200M microphone will power down to save battery life.
5. A short press of the ▲ button will unmute the ULM200M microphone. If the ULM200M microphone is unmuted more than 10 seconds after muting, it will return to the previous volume level, if unmuted after less than 10 seconds it will be set to the minimum volume level.
6. Unplug the ULM200D wireless receiver to power down. The ULM200M wireless microphone

will power down 10 seconds after the ULM200D wireless receiver is unplugged.

7. The LED in the ULM200M wireless microphone will indicate when the battery is low by regular brief flashes.

8. Should the ULM200M wireless microphone become unpaired with the ULM200D wireless receiver, the microphone can be re-paired from the powered down state by simultaneously pressing the ▲ and ▼ buttons and moving the microphone to within 10 cm (4 inches) of the ULM200D wireless receiver. The LED on the microphone will flash slowly during the pairing sequence and will light solid once connected. If the ULM200M wireless microphone cannot pair to the receiver it will automatically power down after 10 seconds.

Specification

RF output	<100 mW / +20 dBm
Operating range	120 m (Line of Sight)*
Dynamic range	92 dB, A-weighted**
Equivalent input noise	-112 dBu
Frequency Response (Wireless Link)	20 Hz - 20 kHz, ± 1 dB
Sampling rate	48 kHz
Resolution	24-bit
Encoding	232 kbps SLAC (Slightly Lossy Audio Codec)
Latency	14.5 ms
RF frequency	2.4 GHz ISM band (2406 MHz - 2474 MHz) 18 channels
Power Supply current	70 mA @ +5 VDC
Battery type	2 x AA (LR6) Alkaline cells
Battery life	>30 hours
Dimensions (W x D x H)	45.7 x 45.7 x 243.8 mm (1.8 x 1.8 x 9.6")
Weight	0.4 kg (0.9 lbs)*

Achievable range will be dependent on nearby sources of RF interference and/or line of sight obstacles.**Measured from analog input to analog output, unity gain operation without

LEGAL DISCLAIMERMUSIC

Group accepts no liability for any loss which may be suffered by any person who relies either wholly or in part upon any description, photograph, or statement contained herein. Technical specifications, appearances and other information are subject to change without notice. All trademarks are the property of their respective owners. MIDAS, KLARK TEKNIK, TURBOSOUND, BEHRINGER, BUGERA and DDA are trademarks or registered trademarks of MUSIC Group IP Ltd. © MUSIC Group IP Ltd. 2014 All rights reserved.

LIMITED WARRANTY

For the applicable warranty terms and conditions and additional information regarding MUSIC

Group's Limited Warranty, please see complete details online at music-group.com/warranty.

FEDERAL COMMUNICATIONS COMMISSION COMPLIANCE INFORMATION

Responsible Party Name: MUSIC Group Services NV Inc.

Address: 5270 Procyon Street Las Vegas, NV 89118 USA

Phone Number: +1 702 800 8290

ULTRALINK ULM200M/ULM202D

complies with the FCC rules as mentioned in the following paragraph:

This equipment has been tested and found to comply with the limits for a Class B digital device, pursuant to part 15 of the FCC Rules. These limits are designed to provide reasonable protection against harmful interference in a residential installation. This equipment generates, uses and can radiate radio frequency energy and, if not installed and used in accordance with the instructions, may cause harmful interference to radio communications. However, there is no guarantee that interference will not occur in a particular installation. If this equipment does cause harmful interference to radio or television reception, which can be determined by turning the equipment off and on, the user is encouraged to try to correct the interference by one or more of the following measures:

- Reorient or relocate the receiving antenna
- Increase the separation between the equipment and receiver
- Connect the equipment into an outlet on a circuit different from that to which the receiver is connected
- Consult the dealer or an experienced radio/TV technician for help

This device complies with Part 15 of the FCC rules. Operation is subject to the following two conditions:

- (1) this device may not cause harmful interference, and
- (2) this device must accept any interference received, including interference that may cause undesired operation.

Important information:

Changes or modifications to the equipment not expressly approved by MUSIC Group can void the user's authority to use the equipment.

Operation in the 2.4 GHz ISM (Industrial, Scientific, Medical) frequency band may be subject to interference from other transmitting equipment operating in this band. In the event of such interference, please verify and reassign the transmitting channels of any potentially interfering transmitting equipment.

RF EXPOSURE (USB Receiver):

The USB Receiver is intended to use exclusively with Behringer mobile host devices as indicated in the user manual, it is not intended to connect to laptops or computers.

A distance of 20 cm shall be maintained between the antenna and users, and the transmitter may not be co-located with any other transmitter or antenna.