


Select CTCSS Subchannel(00-38)

The CTCSS subchannel allows the user to set a less used channel range(00-38) within a main channel.

1. Turn on the unit by rotating the VOLUME control in clockwise direction.
2. Select a channel as you desire by the UP/DOWN buttons.
3. Press the FUNCTION button.
Small digits will flash.
4. Press the UP/DOWN buttons to set a desired private code from 01 to 38. PRIVATE appears in the display.
5. Press the ENTER button. Now the private code is set as desired.
6. To set a private code on other channels, repeat above steps from 2 to 5

Set or cancel Tone

Press the ENTRY key momentarily until  mark appears or disappears.

Set or cancel LOCK

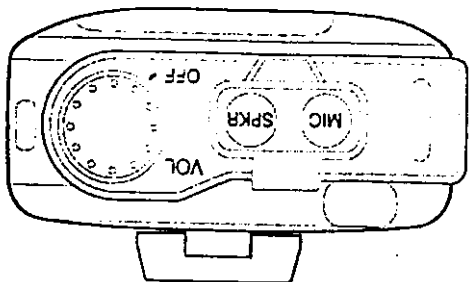
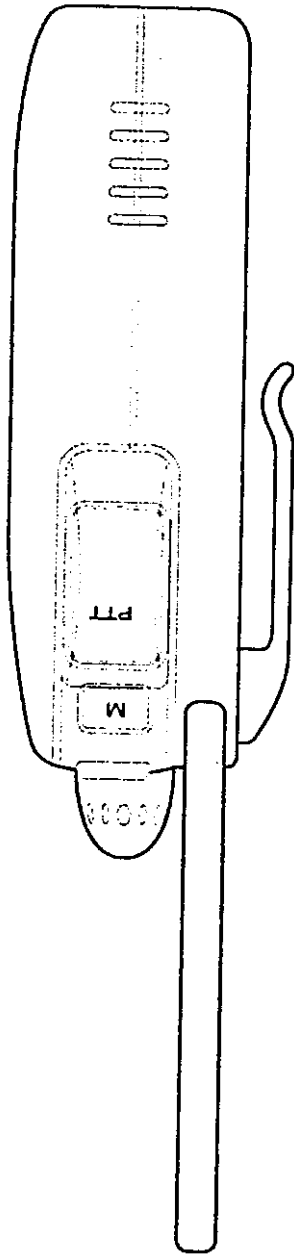

Press and hold the LOCK button for 2 seconds until the KEY mark appears or disappears on the display.

Set BEEP

1. Press the FUNCTION button.
2. Press the LOCK button. BEEP appears.
3. Press the ENTER button to turn on BEEP.

Cancel BEEP

1. Press the FUNCTION button.
2. Press the LOCK button. BEEP disappears.
3. Press the ENTER button to turn off BEEP.



A