

M Y S T E R Y V I B E

YOUR PLEASURE, PERSONALIZED

TENUTO
USER GUIDE

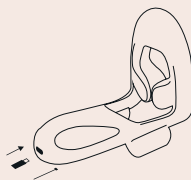
LONDON • NEW YORK • LOS ANGELES



CHARGING TENUTO

To charge Tenuto, plug in the micro USB wire into the charge socket at the back of Tenuto.

You can connect the USB wire to any USB plug or computer for power. The light on the underside of Tenuto will double blink to indicate charging. When charging is complete the light will go off.



USB power

TURNING ON

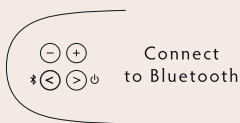
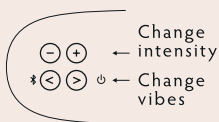
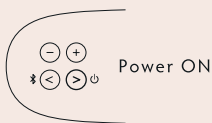
To turn on Tenuto, press the > button for one second and then release. Tenuto will only power up once the button is released and will start to vibrate after a short delay.

To turn Tenuto off, simply hold down the same > button for two seconds.

SELECT YOUR VIBE

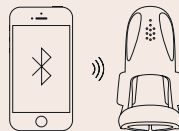
MANUALLY:

To change the intensity or vibration pattern on Tenuto while in use, we recommend using the app as it is easier to control. However, it is also possible to change the intensity or vibes manually using the buttons on the underside of Tenuto. Use the arrow buttons to cycle through the vibes, and use the plus and minus buttons to change the intensity.



VIA THE APP:

Press and hold the < button for two seconds.



When ready for connection, Tenuto will vibrate twice.

The app will then connect seamlessly with Tenuto. Once you have connected Tenuto to the app, you can use it to control Tenuto remotely up to a distance of 10 metres away.

You can create and download new vibes on the app. Swipe up from the home screen to control Tenuto remotely or swipe down to go to the vibe library.

WEAR TENUTO

Before wearing Tenuto, generously apply water-based lubricant to Tenuto, your penis, or both.

Tenuto is best placed on during arousal stage. Stretch & open the "wings" outwards and slide on.

Rest testicles above Tenuto or place through the opening below, one at a time.

Once Tenuto is on, enjoy a firm grip and experience stronger pleasure for longer.






WASH AND CARE

We recommend cleaning Tenuto before the first and after every use, either with soap and water, or a specialised toy cleaner. You can safely run Tenuto under the tap but we don't recommend completely submerging it in water as this may damage it.

REGISTERING YOUR WARRANTY



If your Tenuto doesn't have a serial number anywhere in the box, please use your order number as the reference when registering your warranty on our website here: www.mysteryvibe.com/playbook. Your order number should be a four or five digit number on your order confirmation email. If you can't find it please get in touch with us on support@mysteryvibe.com and we will be happy to help.

Your warranty is valid for a year from the day you receive delivery.

Please use the delivery date as the order date on the register page and NOT the date you placed your order.

SUPPORT

We really hope you enjoy your Tenuto. However, if you have any problems using it or if you have any questions or feedback then we would love to hear them so that we can help you. Please contact us on support@mysteryvibe.com and we will get back to you as quickly as possible.

We are always looking to improve our products so please let us know what you think of Tenuto - good or bad - and we will use this to make Tenuto even better in the future.



STORAGE

Never expose to direct sunlight and avoid extreme heat. It should be stored away from other toys in place free of dust.

SPECIFICATIONS

Model Number	6901
Storage Temperature:	0 Deg C – 60 deg C
Charging Voltage	5V
Maximum Charge Current	800mA
Battery	Li-ion
Battery Capacity	480mA
Charging	Approx 1 hour

COMPLIANCE:

EMC

Tenuto has been tested and evaluated by an independent accredited certification firm and found to be compliant with all EMC, RF and safety requirements as per standards:

IEC 60335-1:2010/A2:2016
IEC 60335-2:2002/A2:2013*
ETSI EN 300 318 V2.1.1
IEC 60335-1:2010/A2:2016
IEC 60335-2-32:2002/A2:2013*

 MysteryVibe
Model 6901
FCC ID: 2AHVA-6901

FCC

This device complies with Part 15 of the FCC Rules. Operation is subject to the following two conditions:

- (1) The device may not cause harmful interference, and
- (2) this device must accept any interference received, including interference that may cause undesired operation.

Changes or modifications not expressly approved by MysteryVibe could void the user's authority to operate the equipment.

DISPOSAL INFORMATION

Disposal of old electronics equipment (applicable in the EU and other European countries with separate waste collection systems).

This product contains batteries that are non replaceable. The crossed out dustbin symbol indicates that this product should not be treated as household waste, but rather be brought to the appropriate collection point for recycling of electrical and electronics equipment.



IMPORTANT: For Adult use Only. Those who may be pregnant, have a pacemaker, diabetes, phlebitis or thrombosis should consult with a medical professional regarding the risk of blood clots before using any personal massage product.



Han-Solo

The force is strong with this one. "Fly casual" for this hand-solo voyage of temptation. Wrap Tenuto around your shaft and balls, lie back, stroking yourself simultaneously with the rumbling vibrations to feel the force within you.



Mission-ary Possible

Your mission, should you choose to accept it, is to dive into the depths of maximum pleasure. Climb between your partner's parted legs and become enraptured in Tenuto's sensational vibrations against yours and your partner's genitals. Try not to self destruct too soon though, as this is a powerful position. Good luck agent.




Giddy-Up Buzzin' Stud

Wearing Tenuto, have your partner straddle your penis as fast or as slow as they can handle. The vibrations will stimulate their clitoris as well as your entire groin and perineum, sending waves of euphoria simultaneously through you. Keep your hands free to caress their breasts and lose yourselves to the ride of your life.



Discover more positions at www.mysteryvibe.com/playbook



M Y S T E R Y V I B E

YOUR PLEASURE, PERSONALIZED

LONDON • NEW YORK • LOS ANGELES

