

NL-08 Warning & Warranty

USER MANUAL



www.nanoleaf.me





Size: 124mm(L)x70mm(W)

Package Content:

- The package contains the Nanoleaf Ivy LED light bulb, 800 Lumens.
- The package does NOT contain a hub to control the light; hubs that uses Zigbee Home Automation 1.2, e.g. Almond+, SmartThings+ and Wink+, have to be purchased separately.

Installation:

To install device, screw into an E26/E27 screw fitting. Then switch on the power. The bulb will then be ready to use with compatible hubs. Control the light using your smart device through the instructions that come with your compatible hub.

Additional Dimming Functionality – Dim* Your Lights Using the Existing Light Switch

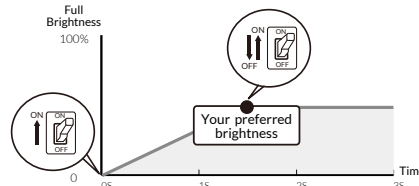
Nanoleaf Ivy LED light bulb also comes with Nanoleaf Bloom functions, which means it can be dimmed using a standard on/off light switch.

The steps are:

-
-

Scenario 1: Adjusting the brightness when the bulb is OFF.

Turn the light ON, then quickly* flick the switch OFF and ON at any time while the brightness is ramping up to lock in the desired brightness.

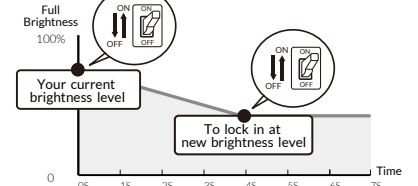


* Within 0.5 seconds

Size: 124mm(L)x70mm(W)

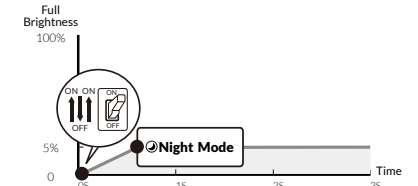
Scenario 2: Adjusting the brightness when the bulb is already ON.

Quickly* flick the switch OFF/ON to initiate dimming of the bulb while it is ON. Then, quickly flick the switch OFF/ON again to lock in the desired brightness level.



Night Mode: Two options

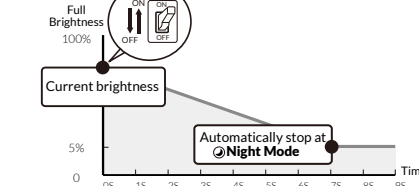
Option 1: Directly enter into Night Mode when bulb is OFF. Quickly* flick the switch ON/OFF/ON to lock the bulb into Night Mode (5% brightness).



Size: 124mm(L)x70mm(W)

Option 2: Entering into Night Mode when the bulb is ON.

While the bulb is ON, quickly flick the switch OFF/ON to start dimming the light bulb. The brightness will automatically stop at the 5% brightness level, Night Mode.



*Nanoleaf Ivy LED light bulb is not compatible with a standard dimmer switch.

Reboot and Factory Reset:

To reboot Nanoleaf Ivy LED light bulb, switch off the power for at least five seconds, then power it back on.

To reset Nanoleaf Ivy LED light bulb to factory default follow these steps:

- Power on the bulb for at least five seconds.
- Switch the bulb off-on rapidly five times, such that off time is about 0.3 seconds and on time is about 1 second. The bulb will at this point start flashing.
- Wait until the flashing stops, which is a matter of a few seconds.
- Switch off the light for at least five seconds.

After these steps the light bulb will be reset to factory defaults next time it is powered on.

Troubleshooting:

- If your Nanoleaf Ivy LED light bulb does not pair with the home control system:
 - Move the Nanoleaf Ivy LED light bulb closer to the controller.
 - Remove obstacles in the path between the Nanoleaf Ivy LED light bulb and the controller, such as large appliances, mirrors, file cabinets, and ensure the Nanoleaf Ivy LED light bulb nor the controller are located near other wireless devices like a Wi-Fi access point/router.

Size: 124mm(L)x70mm(W)

- If your Nanoleaf Ivy LED light bulb was communicating with the controller before, but is no longer:
 - Ensure the Nanoleaf Ivy LED light bulb is powered on, and has not been powered off using the wall-switch.
 - Reboot the Nanoleaf Ivy LED light bulb using the instructions previously mentioned.

FCC Caution:

Any Changes or modifications not expressly approved by the party responsible for compliance could void the user's authority to operate the equipment.

This device complies with part 15 of the FCC Rules. Operation is subject to the following two conditions: (1) This device may not cause harmful interference, and (2) this device must accept any interference received, including interference that may cause undesired operation.

FCC Radiation Exposure Statement:

Radiation Exposure Statement

This equipment complies with FCC radiation exposure limits set forth for an uncontrolled environment. This equipment should be installed and operated with minimum distance 20cm between the radiator & your body.

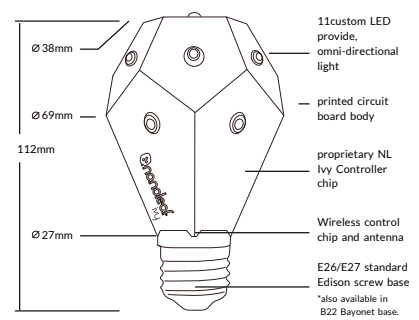
Note: This equipment has been tested and found to comply with the limits for a Class B digital device, pursuant to part 15 of the FCC Rules. These limits are designed to provide reasonable protection against harmful interference in a residential installation. This equipment generates uses and can radiate radio frequency energy and, if not installed and used in accordance with the instructions, may cause harmful interference to radio communications. However, there is no guarantee that interference will not occur in a particular installation. If this equipment does cause harmful interference to radio or television reception, which can be determined by turning the equipment off and on, the user is encouraged to try to correct the interference by one or more of the following measures:

- Reorient or relocate the receiving antenna.
- Increase the separation between the equipment and receiver.
- Connect the equipment into an outlet on a circuit different from that to which the receiver is connected.
- Consult the dealer or an experienced radio/TV technician for help.

Size: 124mm(L)x70mm(W)

Specifications & Compliance

Nanoleaf Ivy



SHAPE	A19(A60)
FITTING	E26/E27/B22
RATED POWER USED	7W
LIGHT OUTPUT	800 Lumens
EFFICIENCY	114 Lm/W
LIFETIME	30,000 hours
COLOR TEMPERATURE	3000K Warm White
WEIGHT	92 grams
OPERATING TEMPERATURE	-20 C to 45 C
OPERATING VOLTAGE	100-240V
USAGE	Indoor Use Only
CRI	81

This device is UL and CE certified for electrical safety and Zigbee certified for wireless interoperability.

Size: 124mm(L)x70mm(W)

Recycle Your Nanoleaf Ivy Bulbs

Nanoleaf Ivy LED light bulb is made out of materials used in electronic equipment, such as computers and laptops. Therefore, it can be recycled just like any other computer electronic equipment.

Manufacturer Contact Information

Nanoleaf can be reached at hello@nanoleaf.me for questions or problems with the Nanoleaf Ivy LED light bulb. Visit our website at <http://www.nanoleaf.me> or like us on Facebook at <http://www.facebook.com/nanoleaf> and follow us on Instagram at [@nanoleaf](https://www.instagram.com/nanoleaf) to stay updated.

Instructions on how to pair with compatible hubs:

To Pair Device to iControl

To reset to leave the current network and factory setting, perform the following steps via a regular on-off light switch:

- Turn on the switch
- Flick the switch off and on five times such that the off time is about 0.3 seconds and the on time is about 1 second. The bulb will start to flash rapidly.
- Wait for the bulb to stop flashing and then within two seconds turn the switch off. The bulb will be in a factory reset state the next time it is operated and will search for a new network.

To perform a rejoin operation, perform the following steps via a regular on-off light switch:

- Turn on the switch
- Flick the switch off and on 5 times such that the off time is about 0.3 seconds and the on time is about 1 second. The bulb will start to flash rapidly.
- Leave the light on. It will stop flashing and will then perform the rejoin operation.

Searching for a new network

After performing a factory reset operation, the bulb will attempt to find and join a new network. It will make three attempts to join on the commonly used Zigbee channels (11, 14, 15, 19, 20, 24, 25), which will be followed, by another three attempts on all Zigbee channels (11 to 26). If a network could not be found and joined after the six attempts then the light bulb will stop searching and operate without wireless control. Another six attempts can be triggered right away by cycling the power switch off and on. If no network is joined and the light bulb remains on for over 30 minutes then it will no longer search for networks even if it is turned off and on. It will simply work like a regular light with no wireless control function. To initiate a search again, the bulb must be reset to factory settings again.

Visual Indicators

While searching for a joinable network, the LED bulb will pulse its brightness gently. Once it has joined a network, it will flash strongly five times. During rejoining, the LED bulb will pulse its brightness gently 3 times and upon successful rejoin will flash strongly 5 times.

Size: 124mm(L)x70mm(W)

Nanoleaf Ivy Warnings

Fun Warning:

- Electrical shocks are not as fun as they sound, please avoid getting one by powering off the Nanoleaf bulb/light switch before inspecting, installing, or removing the bulb.
- Though the Nanoleaf bulb is cute and dainty, please ensure that the lighting fixture can support the weight of this lovable invention prior to installation, to prevent any property damage or injury from a falling bulb.
- Please resist from touching the Nanoleaf bulb when it is on. However, if you must, do so at your own risk.
- The Nanoleaf bulb, or any other bulbs, should never be installed by children or pets.
- The Nanoleaf bulb is not designed to be dissected. Please do not disassemble or open the bulb. Once disassembled, the bulb will no longer function and may expose you to electrical shock as punishment for murdering it.
- The Nanoleaf bulb is suitable for reasonable damp locations but not for use where directly exposed to water/liquids. Like a cat, the Nanoleaf bulb prefers to stay dry.
- To ensure a long and happy life for your Nanoleaf bulb, only use in operating environments ranging between -20C to 40C, (14F to 104F). All other conditions may result in extreme sadness and early death of the bulb.
- Product intended for indoor use ONLY. Exploration of the bulb in other environments are strongly unrecommended and discouraged, but please let us know the results if you choose to take the path less taken.
- Emergency exit lights or fixtures are not ideal homes for the Nanoleaf bulbs, they will be hopelessly unhappy there.
- The Nanoleaf bulb is extremely bright... and shy...please refrain from staring directly at it when it is turned on. If you cannot resist, please admire it while wearing sunglasses, or your eyes may be upset with you.
- The Nanoleaf IVY bulb is meant to be out in the open and admired, so it will lash out if placed into a fully enclosed fixture.
- Once the Nanoleaf bulb is damaged, it will be polluted with evil thoughts. Stop using immediately if the bulb becomes damaged or open, or experience its terrible wrath and mood swings.

Size: 124mm(L)x70mm(W)

Safety Warnings:

Risk of Electric Shock – Do not use where directly exposed to water. Do not insert nail, straw, thread or other object into holes on the device surface. Do not open or attempt to open device. To prevent property damage and injuries, ensure that the light fixture can support the weight of the bulb. This device is not intended for use with emergency exit fixtures. Before replacing device, turn off power and let device cool in order to avoid burn or electric shock. Discontinue use if damaged. Product enhancements are constantly worked on; therefore appearance and outlook may vary and are subject to change without notice. Operate in environments of -20C to 45C (-4F to 113F) only. Intended strictly for indoor use. Do not stare directly at the light for long periods of time, for risk of damages to the eyes. For lamps with a weight significantly higher than that of the lamps for which they are a replacement, attention should be drawn to the fact that the increased weight may reduce the mechanical stability of certain luminaires and lampholders and may impair contact making and lamp retention. This lamp is not suitable for totally enclosed fixtures or insulated air-tight (ICAT) recessed down lights.

Warranty:

Limited Warranty: 3-year free replacement limited warranty. The warranty period is 30,000 hours or 3 years whatever comes first. If a Product fails to operate in accordance with this limited Warranty, Nanoleaf will, at its sole option, replace the Product with the same or a functionally equivalent Product or grant purchaser a credit for a future Product purchase.

For avoidance of doubt, "to replace the Product" does not include any removal or reinstallation costs or expenses, including without limitation labor costs or expenses, shipping costs to return non-conforming Products or any damages that may occur during the return of Product to Nanoleaf. This limited Warranty is subject to the following additional conditions:

- The Products have been installed and operated in accordance with the manufacturer's instructions and precautions.
- The Products have not been subject to accident, neglect, abuse, misuse or acts of God.
- A Nanoleaf representative will have access to the failed Products and the fixtures used to operate them. If the fixture or other parts become suspect, the representative shall have the right to invite other manufacturers' representatives to evaluate the lighting system components.

Size: 124mm(L)x70mm(W)

- The Product has been purchased directly from an authorized Nanoleaf distributor/dealer/store.
- Purchase receipt must be returned along with the Products to the Nanoleaf returns center before refund or replacement is issued.
- It is the purchaser's responsibility to contact to purchaser's original point of purchase to initiate the replacement process.

The warranty and remedy set forth herein do not apply to Products, parts, advice, assistance or service which Nanoleaf furnishes to purchaser as a business courtesy.

The warranty is not applicable to any Product which is used in violation of any applicable standard, code or instructions for use, including those contained in the Standards for Safety of Underwriters Laboratory, Inc. (UL), Standards for the American Standards Institute (ANSI), in Canada, the Canadian Standards Association (CSA), in European Economic Area EEA, European Conformity (CE).

THE FOREGOING WARRANTY IS EXCLUSIVE, AND THE SOLE REMEDY FOR ANY AND ALL CLAIMS, IN CONTRACT, IN TORT OR OTHERWISE ARISING FROM THE FAILURE OF PRODUCT AND IS IN LIEU OF ALL OTHER WARRANTIES, EXPRESS OR IMPLIED, INCLUDING ALL WARRANTIES OF MERCHANTABILITY OR FITNESS FOR A PARTICULAR PURPOSE WHICH WARRANTIES ARE HEREBY DISCLAIMED. THE LIABILITY OF NANOLEAF SHALL BE LIMITED TO THE TERMS OF THE EXPRESS WARRANTY SET FORTH HEREIN. IN NO EVENT WILL NANOLEAF BE LIABLE FOR ANY SPECIAL, INCIDENTAL OR CONSEQUENTIAL DAMAGES INCLUDING, WITHOUT LIMITATION, DAMAGES RESULTING FROM LOSS OF USE, PROFITS, BUSINESS OR GOODWILL, WHETHER OR NOT NANOLEAF HAS BEEN ADVISED OF THE POSSIBILITY THEREOF.

Size: 124mm(L)x70mm(W)