

4/ If the music player is without bluetooth function, you can use the AUX IN socket and audio cable provided to connect the speaker.



Remark :

- * If the device has already been paired to the speaker before, then just select ZEPO and it will pair again.
- * Please don't play music via AUX-IN function while charging in progress.

SAFETY INSTRUCTIONS

- To prevent fire or electric shock hazard, do not expose the unit to rain or moisture.
- Do not expose the product to water (dripping or splashing) and no objects filled with liquids, such as vases, should be placed on the unit.
- Keep the product away from direct sunlight and heat source such as radiators or stoves.Product operation temperature 0 ~ 40 C

TROUBLE SHOOTING

Problem in connecting BT device :-

- Make sure Bluetooth on you device is active and that it is paired with your speaker.
- You might be experiencing wireless interference, try moving your Bluetooth device and the speaker away from other wireless sources.
- Make sure your Bluetooth device is within range of the speaker.
- Try turning off your speaker and then restart the bluetooth connection.

No sound on the speaker :-

- Your audio source might be out of the wireless range of your speaker, try to move closer.
- You could be experiencing interference, try moving away from other sources of wireless signal.
- Make sure that your speaker has enough battery power.
- Try adjusting the volume on you audio device.
- Try restarting your speaker and the audio device.



FCC Statement

This device complies with part 15 of the FCC rules. Operation is subject to the following two conditions: (1) This device may not cause harmful interference and (2) This device must accept any interference received, including interference that may cause undesired operation. Important: Changes or modifications to this product not authorized and could void the FCC compliance and negate your authority to operate the product.

NOTE: This equipment has been tested and found to comply with the limits for a Class B digital device, pursuant to part 15 of the FCC Rules. These limits are designed to provide reasonable protection against harmful interference in a residential installation. This equipment generates uses and can radiate radio frequency energy and, if not installed and used in accordance with the instructions, may cause harmful interference to radio communications. However, there is no guarantee that interference will not occur in a particular installation. If this equipment does cause harmful interference to radio or television reception, which can be determined by turning the equipment off and on, the user is encouraged to try to correct the interference by one or more of the following measures:

- Reorient or relocate the receiving antenna.
- Increase the separation between the equipment and receiver.
- Connect the equipment into an outlet on a circuit different from that to which the receiver is connected.
- Consult the dealer or an experienced radio / TV technician for help

Bluetooth Speaker User Manual

Model : ZEPO

Thank you for your purchase.
Please read this manual carefully
Before using the speaker.



Introduction

Congratulations on the purchase of your new bluetooth speaker! Before operating the speaker, please read this manual throughly and keep it for future reference. It will help you to use many of the exciting features, which makes your experience more enjoyable. This manual contains important safety and operating information. Please read all the information carefully before you use the device to avoid accidents.

Important Safety Precautions

To use this speaker safely, please read and follow the instructions carefully before using this speaker. The product shall not be exposed to dripping or splashing and no objects filled with liquids, such as vases, shall be placed over the product. Dry location use only.

No naked flames sources, such as candles, should be placed over or near the product.

Line-in cables may be hazardous to young children. Store the product carefully when it is not in use.

Listen at a moderate volume. Do not listen to music at very high volumes as this can permanently damage your hearing.

To establish a safe volume level. Set your volume control at a low setting. Slowly increase the sound until you can hear it comfortably and clearly, without distortion.

Listen for reasonable periods of time: Prolonged exposure to sound can also cause hearing loss, be sure to use your equipment reasonably and take appropriate breaks. Keep the speaker clean and never store it next to a heat source or in dirty, humid or wet places. Keep it out of direct sunlight. Do not put the speaker in high temperature places (over 40 C), especially not in a car with the windows closed in summer. Keep the speaker away from strong magnetic fields. Slide the speaker's buttons gently. Sliding it too hard can damage the speaker. Do not use the speaker in an electronics-prohibited area, such as in an airplane. Do not use the speaker in an extremely dry environment as this can lead to static discharge, which can damage the speaker. Do not subject the product to harsh impacts. Do not drop the appliance. This may result in damage to the product. Do not attempt to dismantle or repair this unit yourself. Repairs should only be performed by qualified personnel.

Do not allow your speaker to be submerged in water. Do not expose USB socket or the speaker to water, as water entering the set may cause major damage.

Active mobile phones in the vicinity may cause interference. We will not be responsible for any memory loss caused by product damage, repairs or other reasons. Please operate the unit correctly as stated in this manual.

Disconnect the appliance from the power source when cleaning. Use a slightly dampened lint-free cloth to clean this appliance. Do not dismantle the speaker or use alcohol, thinners or benzene to clean the surface of the player.

The supplier or retailer accepts no liability for lost, corrupted or damaged data. It remains the responsibility of the user to ensure that they perform consistent data backups during the use of this product. This product is not intended for commercial use. It is for household use only.

Package Contents

Please make sure that the items shown below are included in the package. Should an item be missing, please contact the local retailer from which you purchased this product.



1/ Speaker Unit 2/ USB-Line-in Cable 3/ Instruction Manual

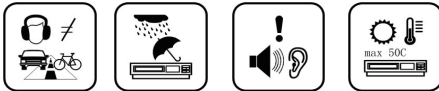
Attention:

We have done our best to produce a complete and accurate manual. However, we cannot ensure that there are no errors or omissions during the printing process.

We cannot take responsibility for any damages caused by unauthorised attempts to upgrade software or for any data corruption while the product is being repaired.

Please note:

This device contains a built-in battery. Please observe the local regulations regarding the disposal of old equipment and battery.

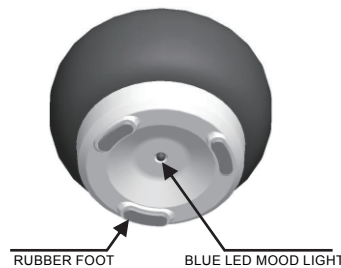



Basic Functions :

- Bluetooth speaker with AUX IN function
- 1W output power
- Blue LED mood light as Bluetooth indicator
- Built-in 600mAH Li-ion rechargeable battery
- Micro USB socket for battery charging
- Red LED charging indicator

Preparation before Use :

Overview of controls and connection3



HOW TO USE



* Plug the USB by using the cable provided for charging six hours before the first use.

* Red charging indicator will be ON while it is charging and OFF once battery is full.

1/ Slide the power switch to turn on the speaker and a blue light will be flashing shows bluetooth pairing.

2/ Turn on the bluetooth function in your music device and connect ZEPO as the speaker unit. The blue mood light will be ON as paired.

3/ Play music and control the volume by using the device.

