



Price List

August 1, 2018

FREIGHT POLICY:

Freight prepaid and allowed (Ground transportation only) in Continental US on orders as follows:

- Thresholds and Gasketing only = \$1,000 net or more
- **Lites/Louvers/Glass/Continuous Hinges/Sliding Door Hardware only or combined with Thresholds/Gasketing = \$1,500 net or more**
- Non-transportation surcharges (i.e.: construction site delivery, delivery notification, etc.) will be billed to the customer
- All expedited shipments like "Next Day Air" when requested, will be shipped FedEx, prepaid and the published rate for the service will be added to the invoice.
- Oversized items must be shipped LTL. Minimum freight on these orders is \$130 as follows:
All cartons 96" and longer in length (Add 4" to material length to determine overall carton length)
Lite kits with glass or Mullion Bars and all louvers 45" and larger
Lite kits only 60" and larger
OVERSIZE ITEMS ARE NOT ELIGIBLE FOR SHIPMENT ON UPS OR FEDEX

TERMS:

- 1% 10 days - Net 30 days
- Payable in US Dollars
- Credit cards accepted from established accounts: Visa, Mastercard, Discover and American Express (Payment terms: NET plus 3% processing)

MINIMUM:

\$20.00 net for material

PACKING, HANDLING & INVOICING:

A charge of \$15.00 net will be made on orders of \$100.00 net or less.

Reinforced Packaging:

A \$100 net charge on orders with any line item of:

Glass only with any size over 30"

Louvers 64" and larger

Items requiring extra support (ie: welded thresholds, etc.)

Orders requiring reinforced packaging will ship LTL

RETURNS:

No returns will be accepted without prior approval. After approval and subject to our inspection, credit will be allowed less a minimum 35% handling charge and all related freight charges. Material that is not in standard stock sizes and finishes, or is specially fabricated is not returnable. Self-adhesive products may only be returned within 90 days of the date of sale.

CLAIMS:

Claims for material damage or shortages must be made within 5 days after receipt of material. NGP is not responsible for any damages or charges beyond replacement of defective material. (See Warranty)

CANCELLATION:

Orders for non-stock sizes, special finishes, custom fabricated, and glass products are non-cancelable and non-returnable once in production.

Prices and terms are subject to change without notice.





WARRANTY

TERMS AND CONDITIONS

1. Limited Warranty; Limitation of Remedy and Damages. Subject to the limitations of liability set forth below, NGP warrants products for a period of five (5) years, except: aluminum geared continuous hinges for lifetime of the door opening, stainless steel continuous hinges for twenty-five (25) years, and all hinge electrical modification components for five (5) years from date of delivery (the "Warranty Period"), that the products provided by NGP hereunder (the "Products") (i) shall conform substantially to the specifications provided to NGP, if any, so long as the Products have been properly installed; and (ii) shall conform substantially to the specifications provided by NGP, and (iii) are free from defects in workmanship and materials.

THIS IS THE SOLE AND EXCLUSIVE WARRANTY GIVEN BY NGP WITH RESPECT TO THE PRODUCTS AND IS IN LIEU OF ANY AND ALL OTHER WARRANTIES, EXPRESS OR IMPLIED, ARISING BY OPERATION OF LAW OR OTHERWISE. NGP HEREBY DISCLAIMS AND EXCLUDES ALL IMPLIED WARRANTIES, INCLUDING BUT NOT LIMITED TO THE WARRANTIES OF MERCHANTABILITY AND FITNESS FOR A PARTICULAR PURPOSE.

This warranty does not cover, and NGP will not be liable for, defects or damage arising from improper installation, modification, lack of or improper maintenance, improper storage, shipping and handling, ordinary wear and tear, misuse, abuse, accident, unauthorized service, use with unauthorized products or parts, or improper product selection or specification.

The sole and exclusive liability of NGP under this warranty or otherwise shall be limited to the repair or replacement of any Product or component part which shall prove defective to the original purchaser from NGP hereunder (the "Purchaser"), and shall not extend to dismantling, installing or reinstalling (or payment for the cost of the same). NGP will not pay for the costs of repair or replacement performed other than in accordance with this warranty. NGP SHALL NOT BE LIABLE FOR DAMAGES CAUSED BY DELAY IN PERFORMANCE AND IN NO EVENT, REGARDLESS OF THE FORM OF THE CLAIM OR CAUSE OF ACTION (WHETHER BASED IN CONTRACT, INFRINGEMENT, NEGLIGENCE, STRICT LIABILITY, TORT OR OTHERWISE), SHALL NGP'S LIABILITY TO PURCHASER AND/OR ITS CUSTOMERS EXCEED THE PRICE PAID BY PURCHASER FOR THE SPECIFIC PRODUCTS GIVING RISE TO THE CLAIM OR CAUSE OF ACTION. PURCHASER AGREES THAT IN NO EVENT SHALL NGP'S LIABILITY TO PURCHASER AND/OR ITS CUSTOMERS EXTEND TO INCLUDE INCIDENTAL, CONSEQUENTIAL OR PUNITIVE DAMAGES RESULTING FROM USE OF THE PRODUCTS, OR ARISING OUT OF ANY BREACH OF THIS WARRANTY. This warranty is governed by the law of the State of Tennessee without regard to its conflicts of law principles.

2. No Set-off. Purchaser acknowledges that its obligations to pay NGP all sums properly invoiced to purchaser by NGP for the products are absolute and unconditional. Purchaser shall make all payments to NGP when due hereunder and shall not withhold, delay or condition payment for any reason whatsoever. Purchaser shall not set-off any amounts due NGP against any amounts already due from NGP to Purchaser and expressly waives any right or claim of set-off.

3. Claims. Any claim by Purchaser with reference to the Products shall be deemed waived by Purchaser unless submitted in writing in accordance with this Paragraph 3. Purchaser shall inspect the Products immediately upon receipt and prior to any installation or use of such Products. Unless Purchaser provides written notice to NGP of any claim for shortages or defects in the Products within five (5) days after Purchaser's receipt of shipment, such Products shall be deemed finally inspected and accepted by Purchaser. If a defect is of such nature that reasonable inspection within the time provided herein would not disclose it, then notice of the claimed defect shall be made in writing and delivered to Purchaser within ten (10) days after Purchaser knew or should have known of the defect (but in no event later than the expiration of the Warranty Period); provided, however, that (notwithstanding any provisions hereof to the contrary) NGP shall not be liable for claimed defects in Products once such Products have been incorporated into a structure. At NGP's request, Purchaser will send any allegedly non-conforming Products to NGP. Any written notice of a claim hereunder shall be sent in writing to National Guard Products, 4985 East Raines Road, P.O. Box 753430, Memphis, Tennessee 38175.

4. Additional Terms. Acceptance of the Products shall be limited to the terms and conditions contained herein. Any terms and conditions contained in Purchaser's purchase order or acceptance that are in addition to, or are in conflict with, the terms and conditions contained herein shall not become a part of the agreement between NGP and Purchaser unless expressly agreed to in writing by NGP.

Price List Index

<u>Model</u>	<u>Page</u>
Continuous Geared Hinges	53-54
Continuous Stainless Steel Hinges	55
Cover Plates & Threshold Assembly Components	7
Door Edges & Astragals	51
False Mullion Bars	33
Fastener Options for Thresholds & Gasketing	4
Finger Guards	19
Flood Shields	9
Glass	33, 44-50
Glazing Tape	50
Index of Lite Kits, Louvers & Glass on back of Lites & Louvers Tab	
Lite Kits	28-37
Replacement Fasteners	46
Louvers	38-43
Optional Finishes for Thresholds & Gasketing	5
“SIA” - “Slick It Ain’t” Abrasive Slip Resistant Powder Coat Finishes	
Quick Ship Lite Kits, Louvers & Glass	27
Ramps	8
Returned Closed Ends for Aluminum Ramps	
Replacement Gasketing Inserts	25-26
Security Door Guards	9
Sliding Door Hardware	56
Threshold Fabrication Charges	6
Custom	
Lead Lined Thresholds	
Pre-Notching	
Returned Closed Ends	
Thresholds & Gasketing	4-26
Thresholds for Floor Closers	22-24
Warranty	2



Fasteners

Threshold Fasteners

		<u>PER FT. or EA.</u>
Plastic Anchor	(PA)	.48
Lead Expansion Shield	(LES)	.68
10-24 Mach. Screw/Lead Anchor	(10-24 MS/LA)	.98
1/4-20 Mach. Screw/Exp Anchor	(1/4-20 MS/EA)	1.20
1/4-20 Combo MS/Anchor	(1/4-20-2" Combo)	2.30
Tap-Con Type	(1/4 X 1 3/4" Tap-Con)	1.10
Hilti Kwik-Con II TORX	(1/4 X 1 3/4")	1.75
10-24 Mach. Screw	(10-24 MS)	.30
1/4-20 Mach. Screw	(1/4-20 MS)	.45
10-24 Lead Anchor	(10-24 LA)	.68
1/4-20 Expansion Anchor	(1/4-20 EA)	.75

Stainless Steel Fasteners

10-24 Mach. Screw/Lead Anchor	(10-24 SS MS/LA)	1.48
1/4-20 Mach. Screw/Exp Anchor	(1/4-20 SS MS/EA)	1.80
10 x 1 1/2" Stainless Wood Screw	(10 x 1 1/2" SSWS)	1.00
12 x 1 1/2" Stainless Wood Screw	(12 x 1 1/2" SSWS)	1.10
14 x 1 1/2" Stainless Wood Screw	(14 x 1 1/2" SSWS)	1.25
Spanner Head Machine Screw & Expansion Anchor	(Spanner 10-24 SSMS/LA)	2.50
	(Spanner 1/4-20 SSMS/LA)	3.25

Replacement Threshold Screws

		<u>Price</u>
10 x 1 1/2"	Wood Screw	.30 / EA.

Sex Nuts & Bolts for use with Astragals

SNB (for 1-3/4" doors only)	2.30 / FT. or EA.
-----------------------------	-------------------

Replacement Weatherstrip Screws

<u>Size</u>	<u>Price</u>
2 X 1/2"	.22 / EA.
4 X 5/8"	.22 / EA.
6 X 1/2"	.19 / EA.
6 X 3/4"	.23 / EA.
6 X 1"	.27 / EA.
6 X 1 1/2"	.36 / EA.
8-32 x 5/8" MS	1.00 / EA.
8 X 3/4"	.34 / EA.
8 X 1"	.36 / EA.
8 X 1 1/4"	.38 / EA.
10 X 3/4"	.38 / EA.
10 X 1 1/2"	.40 / EA.
12 X 1 1/4"	.42 / EA.

TEK Self-Drilling SS SMS

<u>Size</u>	<u>Per Ft. or EA.</u>
6 X 1/2"	.25
6 X 3/4"	.30
6 X 1"	.37
6 X 1 1/2"	.39
8 X 3/4"	.40
8 X 1"	.44
8 X 1 1/2"	.49
10 X 3/4"	.54
10 X 1 1/2"	.60
12 X 1 1/2"	.65

TORX Security Screws

<u>Size</u>	<u>Type</u>	<u>Per Ft. or EA.</u>
6 X 3/4"	SS SMS	1.35
6 X 1"	SMS	1.65
6 X 1 1/2"	SMS	1.80
8 X 3/4"	SMS	1.75
8 x 1"	SMS	1.80
10 X 3/4"	SMS	1.85
10 X 1"	SMS	1.90
10 X 1 1/2"	SMS	2.00
10-24 X 1 1/2"	MS	1.80
10-24 X 1 1/2"	MS x LA	2.40
12 X 1"	SMS	1.90
12 X 1 1/2"	SMS	2.25
1/4-20 X 1 1/2"	MS	2.50
1/4-20 X 1 1/2"	MS x EA	3.25
TORX BITS		22.00 / EA.
TORX DRIVER		25.00 / EA.
TORX DRIVER & set of 7 BITS		90.00 / EA.

Stainless Spanner Head SMS

<u>Size</u>	<u>Per Ft. or EA.</u>
6 X 3/4"	.95
6 X 1"	1.05
6 X 1 1/2"	1.45
8 X 3/4"	1.30
8 X 1 1/2"	1.40
10 X 3/4"	1.50
10 X 1"	1.55
10 X 1 1/2"	1.60
12 X 1 1/2"	1.75

Bronze Weatherstrip Fasteners

<u>Size</u>	<u>Price</u>
18 X 7/8" Nails (Wood Jambs)	.24 / FT.
18 X 7/8" Nails (Wood Jambs)	40.00 / LB.
#4 Wafer Head (Metal Jambs)	.55 / FT.
#4 Wafer Head (Metal Jambs)	80.00 / LB.

Specialty Fasteners

Optional Finishes Available on Thresholds & Gasketing

Aluminum

Mill Finish Standard
 Polished Aluminum - Add 100%
 Bead Blasted - Add 25%
 (up to 10" wide only)

Architectural Bronze

Satin Finish Standard
 Polished Bronze - Add 30%
 Dark Oxidized Oil Rubbed
 Bronze (US10B) - Add 45%
 Bead Blasted - Add 25%
 (up to 10" wide only)

Stainless Steel

Mill Finish Standard
 US32 - Polished Stainless Steel - Add 30%
 (up to 6" wide, 72" length maximum)
 US32D - Brushed Stainless Steel - Add 25%
 Bead Blasted - Add 15%
 (up to 10" wide only)

"SIA" - "Slick It Ain't" Abrasive Slip Resistant, Non-Skid Finish



Available on thresholds up to 24" wide, except 818 coverplates up to 10" wide.
 "SIA" products are fabricated to order and may not be returned for credit

Add:

Aluminum or Stainless Steel

Bronze

Multiply width (inches) x

\$5.35 per foot

\$15.25 per foot

Example: SIA on 425HD 5" wide x 6 feet long; multiply **\$5.35/ft. list** x **5** (inches wide) x **6** (ft. long)

Powder Coat Finishes

Available on all aluminum, bronze and stainless steel products - Maximum length 144"
Specify clearly on order "Powder Coat" and the color designation

Colors Available:

(DKB) Dark Bronze	(T) Tan	(BPR) Beige Primer (matches Steelcraft)
(GBL) Gloss Black	(GPZ) Gray Primer	(CAB) California Bronze (matches Anemostat)
(MBL) Matte Black	(W) White	(PTY) Putty (matches Anemostat Beige)
(TBL) Textured Black	(B) Brass (Gold)	(MW) Magnolia White (matches Timely Western White)
(ASL) Aluminum Silver		(WB) Walnut Brown (matches Timely Browntone)

Corrosion resistant sealer is applied under all powder coat finishes, which dramatically increases the corrosion resistance of the finished product. Powder coating is applied to exposed surfaces only. Quotes available for custom colors, sizes greater than shown, and large quantities.

Powder coat items are finished to order and may not be returned for credit.

Add to cost of product: \$15.00 / FT.

Set-up charge (less than 18 FT.): \$250



Threshold Fabrication Charges:

	<u>Aluminum</u>	<u>Bronze</u>	<u>Stainless Steel</u>
Ripping Per Foot Per Rip (List)	\$5.95	\$ 7.95	N/A
Beveling Per Foot Per Side (List)	\$5.95	\$ 7.95	\$26.50
*Welding Per Foot Per Weld (List)	\$9.75	\$11.75	\$19.50

* Flush underside welding of 1/4" high threshold assemblies requires underside beveling. An inverted "V" is required for welding; allowing the welded threshold to lay flat on the floor. Aluminum thresholds 8143, 8144 and 8145 profiles feature underside bevels; add beveling charges to all other threshold assembly plates.

Custom Fabrication Charges:

Break Charge (per bend)	\$60.00 / EA.
Drilling (Non-standard quantity or pattern)	\$ 3.00 / FT.
Custom Drilling set up	\$65.00 / EA.
Custom Layout Set-up Charges may apply.	

Reinforced Packaging:

An extra charge may be added for reinforced packaging required to support welded components. (\$100.00 net min.)

Pre-Notching:

	<u>Aluminum or Bronze</u>	<u>Stainless Steel</u>
L-Notch (includes both ends)	\$10.60 / EA.	\$35.00 / EA.
Set-up charge (less than 100 pcs)	\$35.00	\$125.00
U-Notch (includes both ends)	\$21.20 / EA.	\$70.00 / EA.
Set-up charge (less than 100 pcs)	\$65.00	\$250.00

Returned Closed Ends:

R.C.E. (Alum.)	\$30.00 for Each Returned End
R.C.E. (Bronze)	\$40.00 for Each Returned End
R.C.E. (Stainless Steel)	\$60.00 for Each Returned End

Lead Lined Thresholds:

up to 5" wide	= \$25.50 / FT.
5 1/2" to 10" wide	= \$38.00 / FT.

Cover Plate Thresholds

	Aluminum	Stainless Steel	Bronze
818	multiply width (inches)* x \$ 7.45 / FT.	multiply width (inches)* x \$22.35 / FT.	multiply width (inches)* x \$62.50 / FT.
814	multiply width (inches)* x \$12.25 / FT.	multiply width (inches)** x \$40.30 / FT.	n/a
828	multiply width (inches)* x \$ 9.90 / FT	n/a	n/a
838	multiply width (inches)** x \$19.35 / FT * 3" minimum width charge **4" minimum width Beveled edges standard	n/a * 3" minimum width ** 4" minimum width For beveled edges add \$26/ ft. per edge.	n/a * 3" minimum width Beveled edges standard

Example: For an 818 (alum) 8 inches wide by 6 feet long: multiply **\$7.45/ft. list** x **8** (inches wide) x **6** (ft. long).

DKB powder coat finish ONLY offered on cover plates with "SIA" (non-skid) finish – Add 25% plus "SIA" charge on page 5.

Threshold Assembly Components

882	15.95 / FT.	8143BR	135.50 / FT.	8164	16.55 / FT.
8133	6.25 / FT.	8143DKB	16.95 / FT.	8164DKB	21.95 / FT.
8133DKB	8.85 / FT.	8144	15.75 / FT.	8167	27.00 / FT.
8134	11.95 / FT.	8144BR	172.00 / FT.	8167DKB	34.35 / FT.
8134DKB	19.10 / FT.	8144DKB	20.55 / FT.	8168N	8.70 / FT.
8136	5.60 / FT.	8145	19.00 / FT.	8170	42.40 / FT.
8136BR	57.25 / FT.	8145BR	228.00 / FT.	8170DKB	56.20 / FT.
8136DKB	8.60 / FT.	8145DKB	25.50 / FT.		
8137	6.00 / FT.	8146	22.00 / FT.		
8137DKB	7.80 / FT.	8146BR	260.00 / FT.	Bar Supports	
8138	5.75 / FT.	8146DKB	29.15 / FT.	Item	Price / FT.
8139	8.00 / FT.	8147	27.00 / FT.	BAR 1	6.30 / FT.
8139BR	82.25 / FT.	8147DKB	36.45 / FT.	BAR 1BR	47.00 / FT.
8139DKB	11.45 / FT.	8148	28.50 / FT.	BAR 2	6.45 / FT.
8140	5.50 / FT.	8148DKB	40.80 / FT.	BAR 2BR	54.00 / FT.
8140BR	52.00 / FT.	8149	38.75 / FT.	BAR 4	9.35 / FT.
8140DKB	8.25 / FT.	8149DKB	54.60 / FT.	BAR 6SS	22.75 / FT.
8141	8.35 / FT.	8150	39.00 / FT.	BAR 6SS-2-10 BEV-TAP	46.50 / FT.
8141DKB	12.25 / FT.	8150DKB	55.65 / FT.		
8142	9.15 / FT.	8152	8.60 / FT.		
8142BR	86.50 / FT.	8152DKB	13.00 / FT.		
8142DKB	11.95 / FT.	8163	13.25 / FT.		
8143	12.10 / FT.	8163DKB	18.45 / FT.		



Ramps

Ramps - Butted Condition

R50	17.85 / FT.
R50DKB	28.25 / FT.
R50SIA	49.95 / FT.
R75	30.55 / FT.
R75DKB	46.15 / FT.
R75SIA	78.70 / FT.
R100	41.35 / FT.
R100DKB	59.00 / FT.
R100SIA	105.55 / FT.
R125	58.00 / FT.
R125DKB	79.85 / FT.
R125SIA	138.25 / FT.
R150	69.45 / FT.
R150DKB	93.35 / FT.
R150SIA	165.75 / FT.
R175	89.60 / FT.
R175DKB	118.75 / FT.
R175SIA	201.95 / FT.
R200	100.65 / FT.
R200DKB	132.85 / FT.
R200SIA	229.05 / FT.
R225	123.50 / FT.
R225DKB	157.85 / FT.
R225SIA	267.95 / FT.
R250	144.30 / FT.
R250DKB	183.85 / FT.
R250SIA	304.80 / FT.

Ramps - Overlap Condition

RO50	49.85 / FT.
RO50DKB	67.50 / FT.
RO50SIA	114.05 / FT.
RO75	62.50 / FT.
RO75DKB	85.40 / FT.
RO75SIA	142.75 / FT.
RO100	73.35 / FT.
RO100DKB	98.30 / FT.
RO100SIA	169.65 / FT.
RO125	90.00 / FT.
RO125DKB	119.00 / FT.
RO125SIA	202.35 / FT.
RO150	101.40 / FT.
RO150DKB	132.60 / FT.
RO150SIA	229.80 / FT.
RO175	121.60 / FT.
RO175DKB	158.00 / FT.
RO175SIA	266.05 / FT.
RO200	132.60 / FT.
RO200DKB	172.15 / FT.
RO200SIA	293.10 / FT.
RO225	155.50 / FT.
RO225DKB	197.00 / FT.
RO225SIA	332.05 / FT.
RO250	176.30 / FT.
RO250DKB	223.15 / FT.
RO250SIA	368.90 / FT.

Returned Closed Ends

For Aluminum Ramps

RCE-9	158.00 / ST.
RCE-9DKB	189.00 / ST.
RCE-9SIA	177.00 / ST.
RCE-9SIA-DKB	208.00 / ST.
RCE-15	255.00 / ST.
RCE-15DKB	286.00 / ST.
RCE-15SIA	284.00 / ST.
RCE-15SIA-DKB	315.00 / ST.
RCE-21	421.00 / ST.
RCE-21DKB	453.00 / ST.
RCE-21SIA	462.00 / ST.
RCE-21SIA-DKB	493.00 / ST.
RCE-30	518.00 / ST.
RCE-30DKB	549.00 / ST.
RCE-30SIA	569.00 / ST.
RCE-30SIA-DKB	600.00 / ST.

Rubber Ramps (Supplied with Beveled Edges)

RR42	147.00 / FT.
RR952	43.00 / FT.
RR954	104.00 / FT.

Black RTV Silicone Construction Sealant for Rubber Ramps & PVC Carpet Dividers

RR5007BL - 10.1 oz.	22.00 /tube
RR5007BL-12	254.00 /case
(case of 12)	

Flood Shields	
FS10-36"	346.00 / EA.
FS10-40"	346.00 / EA.
FS10-52"	432.00 / EA.
FS10-64"	519.00 / EA.
FS10-76"	605.00 / EA.
FS10-96"	695.00 / EA.
FS22-36"	772.00 / EA.
FS22-40"	772.00 / EA.
FS22-52"	965.00 / EA.
FS22-64"	1157.00 / EA.
FS22-76"	1349.00 / EA.
FS22-96"	1544.00 / EA.
FS34-36"	1140.00 / EA.
FS34-40"	1140.00 / EA.
FS34-52"	1425.00 / EA.
FS34-64"	1709.00 / EA.
FS34-76"	1994.00 / EA.
FS34-96"	2278.00 / EA.
FSSP	82.00 / EA.

Security Door Guards	
SDG-3	40.00 / EA.
SDG-4	40.00 / EA.
SDG-10B	40.00 / EA.
SDG-26	37.75 / EA.
SDG-26D	34.00 / EA.
SDG-BRKT-MW	11.50 / EA.
SDG-BRKT-WB	23.00 / EA.
SDG-ET	21.00 / EA.
SDG-HO	6.75 / EA.
SDG-DS	6.75 / EA.
SDG-WS	6.75 / EA.

2V (*)	5.77 / FT.
2VDKB (*)	7.65 / FT.
3ASL	41.60 / FT.
3DKB	41.60 / FT.
3SP	41.60 / FT.
4V (*)	5.77 / FT.
4VDKB (*)	7.65 / FT.

5VA	8.70 / FT.
5VB	11.90 / FT.
5VDKB	10.75 / FT.
6VA	7.27 / FT.
6VDKB	9.30 / FT.
7ASL	41.60 / FT.
7DKB	41.60 / FT.
7SP	41.60 / FT.
12T (*NF)	5.67 / FT.
12TDKB (*NF)	7.87 / FT.
12T6 (*STC-FH)	5.93 / FT.
12T6DKB (*STC-FH)	8.13 / FT.
12V	4.22 / FT.
12VDKB	6.45 / FT.
13TA (*NF)	7.70 / FT.
13TDKB (*NF)	9.90 / FT.
13T6A	7.95 / FT.
13T6DKB	10.15 / FT.
13VA	6.40 / FT.
13VDKB	8.60 / FT.
14RA-1 3/4"	12.75 / FT.
14RA-1 3/4" (SET)	25.50 / FT.
14RA-2 1/4"	16.50 / FT.
14RA-2 1/4" (SET)	33.00 / FT.
14RB-1 3/4"	16.50 / FT.
14RB-1 3/4" (SET)	33.00 / FT.
14RB-2 1/4"	20.25 / FT.
14RB-2 1/4" (SET)	40.50 / FT.
14RDKB-1 3/4"	15.00 / FT.
14RDKB-1 3/4" (SET)	30.00 / FT.
14RDKB-2 1/4"	18.75 / FT.
14RDKB-2 1/4" (SET)	37.50 / FT.
15NA	11.05 / FT.
15NB	14.25 / FT.
15NDKB	13.25 / FT.
16A	⊙ 5.45 / FT.
16B	⊙ 8.15 / FT.
16DKB	⊙ 7.00 / FT.
16SS	⊙ 56.00 / FT.
17	⊙ 2.75 / FT.
17B	⊙ 6.00 / FT.

17DKB	⊙ 5.50 / FT.
18V	6.20 / FT.
18VDKB	8.40 / FT.
19V	7.25 / FT.
19VB	11.50 / FT.
19VDKB	10.45 / FT.
26NA	9.55 / FT.
26NDKB	11.75 / FT.
35VA	8.25 / FT.
35VB	11.45 / FT.
35VDKB	10.40 / FT.
35ET (*NF)	7.90 / FT.
35ETDKB (*NF)	10.10 / FT.
35ET6	8.15 / FT.
35ET6DKB	10.35 / FT.
35EV	6.60 / FT.
35EVDKB	8.80 / FT.
36ET (*NF)	6.70 / FT.
36ETDKB (*NF)	8.90 / FT.
36ET6	6.95 / FT.
36ET6DKB	9.15 / FT.
36EV	5.40 / FT.
36EVDKB	7.60 / FT.
36VA	6.90 / FT.
36VDKB	9.10 / FT.
43CB (36", 48", 72", 86", 96")	⊙ 4.55 / FT.
54CP	6.00 / EA.
58	4.60 / FT.
58DKB	6.00 / FT.
60FP	2.80 / EA.
80B	6.50 / FT.
92NA (*EC)	15.25 / FT.
92NDKB (*EC)	21.15 / FT.
92NWAH (*EC)	19.40 / FT.
92NWHDKB (*EC)	25.30 / FT.
92TA (*EC, *NF)	15.50 / FT.
92TDKB (*EC, *NF)	21.40 / FT.
92TWAH (*EC)	19.90 / FT.
92TWHDKB (*EC)	25.80 / FT.
92T6A (*EC)	15.75 / FT.
92T6DKB (*EC)	21.65 / FT.



Fast Attach Two Way Tape Available
 -Specify "FATT" & add 1.35 per Foot

*NF Notched Fins - Add \$3.35 Per Foot
 *EC End Caps - Add \$8.50 Per Set
 *STC-FH Acoustic FH - Add .50 Per Foot

* BUMPER SEAL OPTIONS - Add Per Foot:
 NGP-TPV (N) .88 • Pile (P) .18 • Silicone (S) 1.00



Thresholds & Gasketing

92VA (*EC)	14.20 / FT.	101VB	6.90 / FT.	112N	12.28 / FT.
92VDKB (*EC)	20.10 / FT.	101VDKB	6.20 / FT.	112NDKB	14.48 / FT.
92WHA (*EC)	17.85 / FT.	102VA	6.25 / FT.	113NA	8.68 / FT.
92WHDKB (*EC)	23.75 / FT.	102VB	8.15 / FT.	113NDKB	10.93 / FT.
95WH	9.70 / FT.	102VDKB	7.75 / FT.	114NA	7.18 / FT.
95WHDKB	13.95 / FT.	103NA	⊙ 16.40 / FT.	114NB	8.88 / FT.
96V	⊙ 3.65 / FT.	103NAFS	19.00 / FT.	114NDKB	8.23 / FT.
96VA	⊙ 4.70 / FT.	103NB	⊙ 21.20 / FT.	114SA	8.90 / FT.
96VB	⊙ 6.05 / FT.	103NBFS	23.80 / FT.	114SB	10.60 / FT.
96VDKB	⊙ 5.45 / FT.	103NDKB	⊙ 19.50 / FT.	114SDKB	9.90 / FT.
97V	⊙ 2.60 / FT.	103NDKBFS	22.20 / FT.	115NA	5.65 / FT.
97V (SET)	⊙ 5.20 / FT.	104NA	⊙ 20.00 / FT.	115NA (SET)	11.30 / FT.
97VA	⊙ 3.43 / FT.	104NB	⊙ 24.80 / FT.	115NB	8.40 / FT.
97VA (SET)	⊙ 6.86 / FT.	104NDKB	⊙ 23.20 / FT.	115NB (SET)	16.80 / FT.
97VB	⊙ 4.86 / FT.	106NA	⊙ 16.65 / FT.	115NDKB	7.05 / FT.
97VB (SET)	⊙ 9.72 / FT.	106NDKB	⊙ 21.85 / FT.	115NDKB (SET)	14.10 / FT.
97VDKB	⊙ 4.44 / FT.	106SA	⊙ 17.45 / FT.	116N	7.25 / FT.
97VDKB (SET)	⊙ 8.88 / FT.	106SDKB	⊙ 22.65 / FT.	116NDKB	9.30 / FT.
98V	⊙ 4.00 / FT.	107NA	⊙ 11.90 / FT.	118N	8.60 / FT.
98VA	⊙ 4.50 / FT.	107NAFS	14.50 / FT.	118NDKB	11.80 / FT.
98VB	⊙ 6.20 / FT.	107NB	⊙ 16.70 / FT.	119N	9.65 / FT.
98VDKB	⊙ 5.60 / FT.	107NBFS	19.30 / FT.	119NB	14.00 / FT.
99NA (*EC)	16.40 / FT.	107NDKB	⊙ 15.10 / FT.	119NDKB	12.85 / FT.
99NDKB (*EC)	22.30 / FT.	107NDKBFS	17.75 / FT.	120NA	⊙ 5.60 / FT.
99NWA (*EC)	20.55 / FT.	107SA	⊙ 13.45 / FT.	120NB	⊙ 8.25 / FT.
99NWHDKB (*EC)	26.45 / FT.	107SB	⊙ 18.25 / FT.	120NDKB	⊙ 7.45 / FT.
99TA (*EC, *NF)	16.65 / FT.	107SDKB	⊙ 16.65 / FT.	120NSS	⊙ 24.50 / FT.
99TDKB (*EC, *NF)	22.55 / FT.	108NA	⊙ 8.38 / FT.	120SA	⊙ 7.25 / FT.
99TWHA (*EC)	21.05 / FT.	108NB	⊙ 10.50 / FT.	120SB	⊙ 9.85 / FT.
99TWHDKB (*EC)	26.95 / FT.	109NA	6.24 / FT.	120SDKB	⊙ 9.10 / FT.
99T6A (*EC)	16.90 / FT.	109NB	9.36 / FT.	120SSS	⊙ 26.00 / FT.
99T6DKB (*EC)	22.80 / FT.	109NDKB	8.84 / FT.	122NA	6.25 / FT.
99VA (*EC)	15.35 / FT.	109NSS	26.75 / FT.	122NB	9.35 / FT.
99VDKB (*EC)	21.25 / FT.	110NA	4.25 / FT.	122NDKB	8.85 / FT.
99WHA (*EC)	19.00 / FT.	110NB	6.25 / FT.	122NSS	27.00 / FT.
99WHDKB (*EC)	24.90 / FT.	110NDKB	5.45 / FT.	125NA	5.65 / FT.
100V	⊙ 3.00 / FT.	110SA	5.80 / FT.	125NA (SET)	11.30 / FT.
100VA	⊙ 3.80 / FT.	110SB	7.90 / FT.	125NB	8.40 / FT.
100VB	⊙ 5.70 / FT.	110SDKB	7.10 / FT.	125NB (SET)	16.80 / FT.
101V	4.00 / FT.	111	15.25 / FT.	125NDKB	7.05 / FT.
101VA	4.75 / FT.	111DKB	21.15 / FT.	125NDKB (SET)	14.10 / FT.



Fast Attach Two Way Tape Available
-Specify "FATT" & add 1.35 per Foot

* NF Notched Fins - Add \$3.35 Per Foot
* EC End Caps - Add \$8.50 Per Set

125NSS	26.00 / FT.	134SB	8.45 / FT.	140SA (SET)	⊙	34.00 / FT.
125NSS (SET)	52.00 / FT.	134SDKB	7.85 / FT.	140SDKB	⊙	21.65 / FT.
127NA	4.11 / FT.	135N	⊙ 4.00 / FT.	140SDKB (SET)	⊙	43.30 / FT.
127NB	6.71 / FT.	135NA	⊙ 5.25 / FT.	141NA	⊙	16.95 / FT.
127NDKB	5.77 / FT.	135NB	⊙ 6.45 / FT.	141NDKB	⊙	22.20 / FT.
127NSS	23.00 / FT.	135NDKB	⊙ 5.85 / FT.	141PA	⊙	16.75 / FT.
127SA	5.77 / FT.	136N	5.10 / FT.	141PDKB	⊙	22.00 / FT.
127SB	8.37 / FT.	136NDKB	8.50 / FT.	141SA	⊙	17.75 / FT.
127SDKB	7.43 / FT.	136P	4.25 / FT.	141SDKB	⊙	23.00 / FT.
127SSS	25.00 / FT.	136PDKB	7.65 / FT.	143NA		11.15 / FT.
129NA	7.00 / FT.	136S	5.75 / FT.	143NB		16.40 / FT.
129NB	9.65 / FT.	136SDKB	9.15 / FT.	143NDKB		15.15 / FT.
129NDKB	8.75 / FT.	137NA	6.30 / FT.	143PA		10.65 / FT.
129NSS	28.00 / FT.	137NA (SET)	12.60 / FT.	143PB		15.90 / FT.
129UA	8.85 / FT.	137NB	8.65 / FT.	143PDKB		14.65 / FT.
129UB	11.45 / FT.	137NB (SET)	17.30 / FT.	143SA		11.25 / FT.
129UDKB	10.55 / FT.	137NDKB	7.45 / FT.	143SB		16.50 / FT.
129USS	30.00 / FT.	137NDKB (SET)	14.90 / FT.	143SDKB		15.25 / FT.
130NA	5.15 / FT.	137SA	8.25 / FT.	144A		17.00 / FT.
130NB	7.80 / FT.	137SA (SET)	16.50 / FT.	144B		22.25 / FT.
130NBR	23.00 / FT.	137SB	10.60 / FT.	144DKB		21.00 / FT.
130NDKB	6.80 / FT.	137SB (SET)	21.20 / FT.	144PA		17.00 / FT.
130NSS	25.25 / FT.	137SDKB	9.40 / FT.	144PA (SET)		34.00 / FT.
130SA	6.96 / FT.	137SDKB (SET)	18.80 / FT.	144PDKB		21.00 / FT.
130SB	9.66 / FT.	139A	6.60 / FT.	144PDKB (SET)		42.00 / FT.
130SBR	25.00 / FT.	139ALD	33.60 / FT.	144SA		17.50 / FT.
130SDKB	8.66 / FT.	139BR	101.00 / FT.	144SA (SET)		35.00 / FT.
130SSS	27.00 / FT.	139DKB	8.60 / FT.	144SDKB		21.50 / FT.
131NA	5.00 / FT.	139DKBLD	35.60 / FT.	144SDKB (SET)		43.00 / FT.
131NB	7.25 / FT.	139SP	6.65 / FT.	149MA (SET)	⊙	20.50 / FT.
131NDKB	6.75 / FT.	139SPDKB	8.75 / FT.	149MB (SET)	⊙	26.50 / FT.
132NA	5.45 / FT.	139SPLD	33.65 / FT.	149MDKB (SET)	⊙	25.50 / FT.
132NB	7.75 / FT.	139SS	28.00 / FT.	150UA		8.15 / FT.
132NDKB	7.15 / FT.	139SSLD	55.00 / FT.	150UB		10.65 / FT.
133NA	6.00 / FT.	140A	⊙ 16.45 / FT.	150UDKB		10.25 / FT.
133NB	8.25 / FT.	140DKB	⊙ 21.45 / FT.	151N		5.00 / FT.
133NDKB	7.75 / FT.	140PA	⊙ 16.45 / FT.	151N (SET)		10.00 / FT.
134NA	4.75 / FT.	140PA (SET)	⊙ 32.90 / FT.	151S		5.85 / FT.
134NB	6.85 / FT.	140PDKB	⊙ 21.15 / FT.	151S (SET)		11.70 / FT.
134NDKB	6.25 / FT.	140PDKB (SET)	⊙ 42.30 / FT.	151V		4.20 / FT.
134SA	6.35 / FT.	140SA	⊙ 17.00 / FT.	151V (SET)		8.40 / FT.



Fast Attach Two Way Tape Available
 -Specify "FATT" & add 1.35 per Foot



Thresholds & Gasketing

152S		2.75 / FT.	160VA	⊙	2.67 / FT.	172SB	⊙	8.75 / FT.
152SA		3.85 / FT.	160VB	⊙	3.72 / FT.	172SDKB	⊙	8.25 / FT.
152SB		4.95 / FT.	160VDKB	⊙	3.39 / FT.	172VA	⊙	4.10 / FT.
152SDKB		4.55 / FT.	161NA	⊙	5.88 / FT.	172VB	⊙	6.50 / FT.
152V		1.65 / FT.	161NDKB	⊙	6.50 / FT.	172VDKB	⊙	6.00 / FT.
152VA		2.75 / FT.	161PA	⊙	3.42 / FT.	176A	⊙	5.58 / FT.
152VB		3.85 / FT.	161PDKB	⊙	4.04 / FT.	176DKB	⊙	7.68 / FT.
152VDKB		3.45 / FT.	161SA	⊙	4.53 / FT.	178SA	⊙	5.82 / FT.
155V	⊙	1.60 / FT.	161SDKB	⊙	5.15 / FT.	178SDKB	⊙	7.98 / FT.
155VB	⊙	4.50 / FT.	161UA	⊙	5.83 / FT.	PF180 (36", 48", 86", 96", 120")		1.75 / FT.
155VDKB	⊙	4.05 / FT.	161UDKB	⊙	6.45 / FT.	PF183 (36", 48", 86", 96", 120")		2.70 / FT.
155S	⊙	3.38 / FT.	161VA	⊙	3.38 / FT.	184QA		6.55 / FT.
155SB	⊙	6.28 / FT.	161VDKB	⊙	4.00 / FT.	184QB		8.95 / FT.
155SDKB	⊙	5.83 / FT.	162S		4.75 / FT.	184QDKB		8.15 / FT.
156S		2.82 / FT.	162SA		5.85 / FT.	185P	⊙	2.75 / FT.
156SDKB		4.47 / FT.	162SB		7.45 / FT.	185PA	⊙	3.75 / FT.
156V		1.58 / FT.	162SDKB		6.90 / FT.	185PB	⊙	4.95 / FT.
156VDKB		3.32 / FT.	164V	⊙	1.67 / FT.	185PDKB	⊙	4.45 / FT.
157MA	⊙	8.44 / FT.	164VA	⊙	2.82 / FT.	189MA (SET)	⊙	19.50 / FT.
157MDKB	⊙	10.88 / FT.	164VB	⊙	3.86 / FT.	189MDKB (SET)	⊙	24.30 / FT.
158NA	⊙	7.40 / FT.	164VDKB	⊙	3.43 / FT.	197NA		8.28 / FT.
158NDKB	⊙	9.60 / FT.	165NA	⊙	5.05 / FT.	197NB		10.68 / FT.
158PA	⊙	6.70 / FT.	165NDKB	⊙	6.75 / FT.	197NDKB		9.98 / FT.
158PDKB	⊙	8.90 / FT.	165SA	⊙	7.45 / FT.	198NA		5.98 / FT.
158SA	⊙	7.85 / FT.	165SDKB	⊙	9.15 / FT.	198NB		8.38 / FT.
158SDKB	⊙	10.05 / FT.	170NA	⊙	7.00 / FT.	198NDKB		7.68 / FT.
158VA	⊙	6.55 / FT.	170NB	⊙	10.25 / FT.	198UA		9.78 / FT.
158VDKB	⊙	8.75 / FT.	170NDKB	⊙	9.75 / FT.	198UB		12.08 / FT.
159MA	⊙	8.95 / FT.	170PA	⊙	6.40 / FT.	198UDKB		11.28 / FT.
159MB	⊙	11.95 / FT.	170PB	⊙	9.65 / FT.	199NA		7.48 / FT.
159MDKB	⊙	11.35 / FT.	170PDKB	⊙	9.15 / FT.	199NB		9.78 / FT.
160S	⊙	2.68 / FT.	170SA	⊙	7.45 / FT.	199NDKB		8.98 / FT.
160SA	⊙	3.83 / FT.	170SB	⊙	10.70 / FT.	200NA		4.78 / FT.
160SB	⊙	4.88 / FT.	170SDKB	⊙	10.20 / FT.	200NB		7.08 / FT.
160SDKB	⊙	4.45 / FT.	170VA	⊙	6.05 / FT.	200NBR		23.28 / FT.
160U	⊙	3.98 / FT.	170VB	⊙	9.30 / FT.	200NDKB		6.38 / FT.
160UA	⊙	5.13 / FT.	170VDKB	⊙	8.80 / FT.	200NSS		26.28 / FT.
160UB	⊙	6.18 / FT.	172NA	⊙	5.25 / FT.	200SA		7.18 / FT.
160UDKB	⊙	5.75 / FT.	172NB	⊙	7.65 / FT.	200SB		9.48 / FT.
160V(12 PACK) 3'X7'	⊙	25.84 / SET	172NDKB	⊙	7.15 / FT.	200SBR		25.58 / FT.
160V	⊙	1.52 / FT.	172SA	⊙	6.35 / FT.	200SDKB		8.68 / FT.



Fast Attach Two Way Tape Available
-Specify "FATT" & add 1.35 per Foot

200SSS	28.68 / FT.	220SB-60"	165.00 / EA.	222NB-36"	89.00 / EA.
200UA	9.48 / FT.	220SDKB-36"	90.00 / EA.	(24" and under - add \$30)	
200UB	11.78 / FT.	(24" and under - add \$30)		222NB-48"	114.00 / EA.
200UBR	27.98 / FT.	220SDKB-48"	117.50 / EA.	222NB-60"	149.00 / EA.
200UDKB	11.08 / FT.	220SDKB-60"	154.00 / EA.	222NDKB-36"	80.00 / EA.
200USS	30.98 / FT.	220WHA-36"	68.50 / EA.	(24" and under - add \$30)	
201NA	6.28 / FT.	(24" and under - add \$30)		222NDKB-48"	103.00 / EA.
201NB	8.68 / FT.	220WHA-48"	88.50 / EA.	222NDKB-60"	137.00 / EA.
201NDKB	7.98 / FT.	220WHA-60"	116.00 / EA.	222SA-36"	81.00 / EA.
202NA	8.98 / FT.	220WHB-36"	87.00 / EA.	(24" and under - add \$30)	
202NB	12.48 / FT.	(24" and under - add \$30)		222SA-48"	106.00 / EA.
202NDKB	11.38 / FT.	220WHB-48"	112.00 / EA.	222SA-60"	138.00 / EA.
203NA	12.68 / FT.	220WHB-60"	147.00 / EA.	222SB-36"	101.00 / EA.
203NB	15.98 / FT.	220WHDKB-36"	79.00 / EA.	(24" and under - add \$30)	
203NDKB	14.78 / FT.	(24" and under - add \$30)		222SB-48"	130.00 / EA.
203NA (MONORAIL)	167.50 / EA.	220WHDKB-48"	103.00 / EA.	222SB-60"	170.00 / EA.
203NB (MONORAIL)	188.50 / EA.	220WHDKB-60"	137.00 / EA.	222SDKB-36"	92.50 / EA.
203NDKB (MONORAIL)	183.00 / EA.	221NBR-36"	159.00 / EA.	(24" and under - add \$30)	
211	7.65 / FT.	(24" and under - add \$30)		222SDKB-48"	120.50 / EA.
211DKB	12.25 / FT.	221NBR-48"	209.00 / EA.	222SDKB-60"	158.00 / EA.
215	6.40 / FT.	221NBR-60"	265.00 / EA.	222WHA-36"	70.75 / EA.
215DKB	8.80 / FT.	221NSS-36"	115.00 / EA.	(24" and under - add \$30)	
215BR	62.50 / FT.	(24" and under - add \$30)		222WHA-48"	91.50 / EA.
220NA-36"	66.50 / EA.	221NSS-48"	150.00 / EA.	222WHA-60"	120.00 / EA.
(24" and under - add \$30)		221NSS-60"	195.00 / EA.	222WHB-36"	89.50 / EA.
220NA-48"	86.50 / EA.	221SBR-36"	175.00 / EA.	(24" and under - add \$30)	
220NA-60"	113.50 / EA.	(24" and under - add \$30)		222WHB-48"	115.50 / EA.
220NB-36"	86.00 / EA.	221SBR-48"	230.00 / EA.	222WHB-60"	151.00 / EA.
(24" and under - add \$30)		221SBR-60"	290.00 / EA.	222WHDKB-36"	82.00 / EA.
220NB-48"	111.00 / EA.	221SSS-36"	130.00 / EA.	(24" and under - add \$30)	
220NB-60"	144.00 / EA.	(24" and under - add \$30)		222WHDKB-48"	106.00 / EA.
220NDKB-36"	78.00 / EA.	221SSS-48"	170.00 / EA.	222WHDKB-60"	141.00 / EA.
(24" and under - add \$30)		221SSS-60"	220.00 / EA.	223NA-36"	69.00 / EA.
220NB-48"	111.00 / EA.	221WHBR-36"	165.00 / EA.	(24" and under - add \$30)	
220NB-60"	144.00 / EA.	(24" and under - add \$30)		223NA-48"	90.00 / EA.
220NDKB-36"	78.00 / EA.	221WHBR-48"	215.00 / EA.	223NB-36"	90.00 / EA.
(24" and under - add \$30)		221WHBR-60"	270.00 / EA.	(24" and under - add \$30)	
220NDKB-48"	100.00 / EA.	221WHSS-36"	120.00 / EA.	223NB-48"	114.00 / EA.
220NDKB-60"	134.00 / EA.	(24" and under - add \$30)		223NDKB-36"	80.50 / EA.
220SA-36"	79.00 / EA.	221WHSS-48"	155.00 / EA.	(24" and under - add \$30)	
(24" and under - add \$30)		221WHSS-60"	200.00 / EA.	223NDKB-48"	103.00 / EA.
220SA-48"	104.00 / EA.	222NA-36"	70.00 / EA.	223SA-36"	81.50 / EA.
220SA-60"	135.00 / EA.	(24" and under - add \$30)		(24" and under - add \$30)	
220SB-36"	99.00 / EA.	222NA-48"	90.00 / EA.	223SA-48"	106.00 / EA.
(24" and under - add \$30)		222NA-60"	118.00 / EA.	223SB-36"	101.00 / EA.
220SB-48"	128.00 / EA.			(24" and under - add \$30)	

Automatic Door Bottoms:
 Other than stock sizes, price at next highest price.

Lead Lined where available
 for Automatic Door Bottoms

Up to 36" add \$50.00
 Up to 48" add \$65.00
 Up to 60" add \$80.00



Thresholds & Gasketing

223SB-48"	130.00 / EA.	303NDKB	⊙ 20.00 / FT.	313VA	6.05 / FT.
223SDKB-36"	92.50 / EA.	304NA	⊙ 20.65 / FT.	313VDKB	8.30 / FT.
(24" and under - add \$30)		304NB	⊙ 25.65 / FT.	315	9.60 / FT.
223SDKB-48"	120.00 / EA.	304NDKB	⊙ 23.65 / FT.	315BR	102.00 / FT.
225N-36"	59.25 / EA.	310NA-36"	63.00 / EA.	315DKB	12.15 / FT.
(24" and under - add \$30)		(24" and under - add \$30)		318V	5.65 / FT.
225N-48"	76.50 / EA.	310NA-48"	81.00 / EA.	318VDKB	8.85 / FT.
225N-60"	101.00 / EA.	310NA-60"	107.00 / EA.	319V	6.85 / FT.
225S-36" (*STC2)	72.25 / EA.	310NB-36"	83.00 / EA.	319VB	11.15 / FT.
(24" and under - add \$30)		(24" and under - add \$30)		319VDKB	10.05 / FT.
225S-48" (*STC2)	93.75 / EA.	310NB-48"	106.00 / EA.	319ET (*NF)	6.40 / FT.
225S-60" (*STC2)	122.75 / EA.	310NB-60"	139.00 / EA.	319ETDKB (*NF)	8.50 / FT.
225WH-36"	61.50 / EA.	310NDKB-36"	74.00 / EA.	319ET6	6.85 / FT.
(24" and under - add \$30)		(24" and under - add \$30)		319ET6DKB	8.90 / FT.
225WH-48"	80.50 / EA.	310NDKB-48"	94.50 / EA.	319EV	5.36 / FT.
225WH-60"	106.00 / EA.	310NDKB-60"	127.00 / EA.	319EVDKB	7.46 / FT.
229NBR-36"	172.00 / EA.	310SA-36"	75.00 / EA.	320N-36"	50.50 / EA.
(24" and under - add \$30)		(24" and under - add \$30)		(24" and under - add \$30)	
229NBR-48"	226.00 / EA.	310SA-48"	97.50 / EA.	320N-48"	66.00 / EA.
229NBR-60"	286.00 / EA.	310SA-60"	128.00 / EA.	320S-36"	56.00 / EA.
229NSS-36"	127.00 / EA.	310SB-36"	94.00 / EA.	(24" and under - add \$30)	
(24" and under - add \$30)		(24" and under - add \$30)		320S-48"	73.50 / EA.
229NSS-48"	167.00 / EA.	310SB-48"	121.00 / EA.	320V-36"	50.00 / EA.
229NSS-60"	214.00 / EA.	310SB-60"	159.00 / EA.	(24" and under - add \$30)	
229SBR-36"	188.00 / EA.	310SDKB-36"	86.00 / EA.	320V-48"	65.50 / EA.
(24" and under - add \$30)		(24" and under - add \$30)		321	6.25 / FT.
229SBR-48"	245.00 / EA.	310SDKB-48"	112.00 / EA.	321DKB	8.50 / FT.
229SBR-60"	307.00 / EA.	310SDKB-60"	148.00 / EA.	322	8.35 / FT.
229SSS-36"	149.00 / EA.	310WHA-36"	64.50 / EA.	322BR	97.00 / FT.
(24" and under - add \$30)		(24" and under - add \$30)		322DKB	11.00 / FT.
229SSS-48"	196.00 / EA.	310WHA-48"	83.25 / EA.	322X355X 327	35.20 / FT.
229SSS-60"	251.00 / EA.	310WHA-60"	109.00 / EA.	322DKBX355DKBX	
229WHBR-36"	178.00 / EA.	310WHB-36"	83.50 / EA.	327DKB	46.30 / FT.
(24" and under - add \$30)		(24" and under - add \$30)		323 (**)	9.60 / FT.
229WHBR-48"	234.00 / EA.	310WHB-48"	107.25 / EA.	323DKB (**)	12.20 / FT.
229WHBR-60"	298.00 / EA.	310WHB-60"	140.50 / EA.	324	18.90 / FT.
229WHSS-36"	138.00 / EA.	310WHDKB-36"	76.00 / EA.	324DKB	26.65 / FT.
(24" and under - add \$30)		(24" and under - add \$30)		325	21.55 / FT.
229WHSS-48"	182.00 / EA.	310WHDKB-48"	98.00 / EA.	325BR	245.00 / FT.
229WHSS-60"	233.00 / EA.	310WHDKB-60"	130.00 / EA.	325DKB	29.15 / FT.
254P	11.08 / FT.	312V	3.70 / FT.	325HD	33.30 / FT.
254PDKB	13.28 / FT.	312VDKB	6.10 / FT.	325HDDKB	40.60 / FT.
284Q	2.40 / FT.	312V X 131N	5.25 / FT.		
303NA	⊙ 17.00 / FT.	312VDKB X 131N	7.65 / FT.		
303NB	⊙ 22.00 / FT.				



Fast Attach Two Way Tape Available -Specify "FATT" & add 1.35 per Foot

Automatic Door Bottoms: Other than stock sizes, price at next highest price.

* STC2 Acoustic Fins - \$18 STC2-PR Acoustic Fins (Pairs) - Add \$21

325HDX325HD Welded	76.35 / FT.	412DKB	14.20 / FT.	421NDKB-36"	137.00 / EA.
325HDDKBX		412SS	101.00 / FT.	(24" and under - add \$30)	
325HDDKB Welded	90.95 / FT.	413	7.15 / FT.	421NDKB-48"	183.00 / EA.
327	10.20 / FT.	413BR	113.00 / FT.	421NDKB-60"	229.00 / EA.
327BR	136.00 / FT.	413DKB	12.00 / FT.	421NDKB-96"	366.00 / EA.
327DKB	14.15 / FT.	413FC	7.80 / FT.	421NDKB-120"	458.00 / EA.
331-36"	13.00 / EA.	413FCDKB	13.00 / FT.	421NDKB-144"	549.00 / EA.
331-48"	17.35 / EA.	413SS	101.00 / FT.	422N-36"	99.00 / EA.
335N-36"	51.00 / EA.	414	5.75 / FT.	(24" and under - add \$30)	
(24" and under - add \$30)		414DKB	8.05 / FT.	422N-48"	132.00 / EA.
335N-48"	66.00 / EA.	415	13.50 / FT.	422N-60"	165.00 / EA.
335S-36" (*STC2)	66.00 / EA.	415BR	151.00 / FT.	423N-36"	96.00 / EA.
(24" and under - add \$30)		415DKB	16.65 / FT.	(24" and under - add \$30)	
335S-48" (*STC2)	86.00 / EA.	416	6.05 / FT.	423N-48"	128.00 / EA.
336P	2.40 / FT.	416DKB	9.95 / FT.	424	8.55 / FT.
340P	2.30 / FT.	417	9.65 / FT.	424BR	123.00 / FT.
344-36"	24.65 / EA.	417DKB	11.75 / FT.	424DKB	12.45 / FT.
344-48"	32.85 / EA.	420NA-36"	102.00 / EA.	424E	8.25 / FT.
344NF-36"	28.95 / EA.	(24" and under - add \$30)		424EDKB	12.10 / FT.
344NF-48"	38.55 / EA.	420NA-48"	136.00 / EA.	424FC	9.20 / FT.
350	12.95 / FT.	420NA-60"	170.00 / EA.	424FCDKB	13.35 / FT.
350BR	155.00 / FT.	420NB-36"	122.00 / EA.	425	12.25 / FT.
350DKB	17.50 / FT.	(24" and under - add \$30)		425BR	160.00 / FT.
355	16.65 / FT.	420NB-48"	163.00 / EA.	425DKB	17.70 / FT.
355DKB	21.15 / FT.	420NB-60"	203.00 / EA.	425E (**)	10.65 / FT.
398	13.50 / FT.	420NDKB-36"	114.50 / EA.	425EDKB (**)	16.15 / FT.
399	13.75 / FT.	(24" and under - add \$30)		425FC	11.70 / FT.
400	17.75 / FT.	420NDKB-48"	152.50 / EA.	425FCDKB	16.90 / FT.
401	13.00 / FT.	420NDKB-60"	190.75 / EA.	425HD	30.50 / FT.
402	13.50 / FT.	421NA-36"	128.00 / EA.	425HDDKB	39.00 / FT.
402X400X402	44.75 / FT.	(24" and under - add \$30)		426	15.40 / FT.
402X400X400X402	62.50 / FT.	421NA-48"	171.00 / EA.	426BR	191.00 / FT.
404	10.30 / FT.	421NA-60"	214.00 / EA.	426DKB	20.80 / FT.
404DKB	14.00 / FT.	421NA-96"	341.00 / EA.	426E (**)	13.30 / FT.
407	13.00 / FT.	421NA-120"	427.00 / EA.	426EDKB (**)	18.50 / FT.
410	5.80 / FT.	421NA-144"	512.00 / EA.	426HD	36.75 / FT.
410DKB	8.40 / FT.	421NB-36"	144.00 / EA.	426HDDKB	46.25 / FT.
411	7.70 / FT.	(24" and under - add \$30)		427	21.15 / FT.
411BR	92.00 / FT.	421NB-48"	191.00 / EA.	427BR	237.00 / FT.
411DKB	10.40 / FT.	421NB-60"	240.00 / EA.	427DKB	25.60 / FT.
412	10.00 / FT.	421NB-96"	383.00 / EA.	427E (**)	18.10 / FT.
		421NB-120"	479.00 / EA.	427EDKB (**)	23.40 / FT.
		421NB-144"	574.00 / EA.		

** VINYL FOOT SEAL (V) –
 add .48 Per Foot Per Side

* NF Notched Fins - Add \$3.35 Per Foot
 * STC2 Acoustic Fins - \$18
 STC2-PR Acoustic Fins (Pairs) - Add \$21

Lead Lined where available
 for Automatic Door Bottoms

Up to 36" add \$50.00
 Up to 48" add \$65.00
 Up to 60" add \$80.00



Thresholds & Gasketing

427FC	20.80 / FT.	520NDKB-36"	116.00 / EA.	D608A	⊙ 6.65 / FT.
427FCDKB	26.00 / FT.	(24" and under - add \$30)		D608B	⊙ 9.15 / FT.
428BR	316.00 / FT.	520NDKB-48"	155.00 / EA.	D608DKB	⊙ 8.65 / FT.
428E (**)	23.10 / FT.	520NDKB-60"	194.00 / EA.	G610A	⊙ 15.15 / FT.
428EDKB (**)	31.20 / FT.	522N-36"	97.00 / EA.	G610B	⊙ 17.65 / FT.
428FC	25.50 / FT.	(24" and under - add \$30)		G610DKB	⊙ 17.05 / FT.
428FCDKB	34.35 / FT.	522N-48"	130.00 / EA.	G611A	⊙ 21.05 / FT.
429BR	339.00 / FT.	522N-60"	165.00 / FT.	G611DKB	⊙ 23.65 / FT.
429E (**)	25.95 / FT.	525	16.35 / FT.	H612A	⊙ 15.65 / FT.
429EDKB (**)	34.60 / FT.	525DKB	19.85 / FT.	H612B	⊙ 18.35 / FT.
430BR	360.00 / FT.	600	⊙ 4.80 / FT.	H612DKB	⊙ 17.65 / FT.
430E (**)	29.15 / FT.	600 (SET)	⊙ 9.60 / FT.	612SS	162.00 / FT.
430EDKB (**)	37.45 / FT.	600A	⊙ 5.10 / FT.	613	13.35 / FT.
442BR	136.00 / FT.	600A (SET)	⊙ 10.20 / FT.	613BR	192.00 / FT.
457	17.50 / FT.	600B	⊙ 7.30 / FT.	613DKB	18.55 / FT.
457DKB	24.75 / FT.	600B (SET)	⊙ 14.60 / FT.	613HD	32.55 / FT.
458	24.45 / FT.	600DKB	⊙ 6.80 / FT.	613HDDKB	41.40 / FT.
458DKB	26.55 / FT.	600DKB (SET)	⊙ 13.60 / FT.	613SS	161.00 / FT.
473BR	106.00 / FT.	600D-28	33.00 / EA.	H614A	⊙ 23.40 / FT.
483BR	136.00 / FT.	601	⊙ 6.87 / FT.	H614DKB	⊙ 26.00 / FT.
(Add for Bronze Pan 4.95 per foot)		601A	⊙ 7.17 / FT.	I-615A	⊙ 20.25 / FT.
484BR	140.00 / FT.	601B	⊙ 9.37 / FT.	I-615B	⊙ 24.00 / FT.
(Add for Bronze Pan 4.95 per foot)		601DKB	⊙ 8.90 / FT.	I-615DKB	⊙ 22.65 / FT.
512	13.35 / FT.	602A	⊙ 4.95 / FT.	I-616A	⊙ 25.50 / FT.
512DKB	18.45 / FT.	602DKB	⊙ 6.65 / FT.	I-616DKB	⊙ 28.00 / FT.
512SS	107.00 / FT.	603A	⊙ 7.35 / FT.	A617A	⊙ 4.05 / FT.
513	10.65 / FT.	603DKB	⊙ 8.95 / FT.	A617DKB	⊙ 6.45 / FT.
513BR	135.00 / FT.	A605A	⊙ 3.75 / FT.	D620A	⊙ 6.65 / FT.
513DKB	16.35 / FT.	A605A (SET)	⊙ 7.50 / FT.	D620B	⊙ 9.65 / FT.
513HD	27.25 / FT.	A605B	⊙ 6.00 / FT.	D620DKB	⊙ 9.15 / FT.
513HDDKB	34.55 / FT.	A605B (SET)	⊙ 12.00 / FT.	G622A	⊙ 15.75 / FT.
513SS	106.00 / FT.	A605DKB	⊙ 5.50 / FT.	G622DKB	⊙ 18.25 / FT.
515	9.50 / FT.	A605DKB (SET)	⊙ 11.00 / FT.	H623A	⊙ 16.05 / FT.
515DKB	12.00 / FT.	B606A	⊙ 4.25 / FT.	H623DKB	⊙ 18.55 / FT.
520NA-36"	104.00 / EA.	B606A (SET)	⊙ 8.50 / FT.	I-624A	⊙ 20.55 / FT.
(24" and under - add \$30)		B606B	⊙ 6.50 / FT.	I-624DKB	⊙ 23.00 / FT.
520NA-48"	138.00 / EA.	B606B (SET)	⊙ 13.00 / FT.	A625A	4.00 / FT.
520NA-60"	173.00 / EA.	B606DKB	⊙ 6.00 / FT.	A625B	7.55 / FT.
520NB-36"	124.00 / EA.	B606DKB (SET)	⊙ 12.00 / FT.	A625DKB	7.00 / FT.
(24" and under - add \$30)		C607A	⊙ 4.65 / FT.	F625A	4.95 / FT.
520NB-48"	165.00 / EA.	C607B	⊙ 7.00 / FT.	F625B	8.50 / FT.
520NB-60"	206.00 / EA.	C607DKB	⊙ 6.65 / FT.		



Fast Attach Two Way Tape Available -Specify "FATT" & add 1.35 per Foot

** VINYL FOOT SEAL (V) - add .48 Per Foot Per Side

F625DKB		6.95 / FT.	675A (SET)	⊙	12.80 / FT.	700EU		7.80 / FT.
A626A	⊙	3.90 / FT.	675B	⊙	9.80 / FT.	700EUDKB		9.70 / FT.
A626B	⊙	6.30 / FT.	675B (SET)	⊙	19.60 / FT.	700EV (*)		6.25 / FT.
A626DKB	⊙	5.60 / FT.	675DKB	⊙	9.10 / FT.	700EVDKB (*)		8.15 / FT.
C627A	⊙	6.40 / FT.	675DKB (SET)	⊙	18.20 / FT.	700N	⊙	8.05 / FT.
C627B	⊙	8.60 / FT.	678A	⊙	7.20 / FT.	700NA	⊙	8.65 / FT.
C627DKB	⊙	8.05 / FT.	678B	⊙	10.50 / FT.	700NB	⊙	11.40 / FT.
OV633A	⊙	6.60 / FT.	678DKB	⊙	9.90 / FT.	700NDKB	⊙	10.00 / FT.
OV633B	⊙	9.10 / FT.	679A	⊙	8.25 / FT.	700S	⊙	8.75 / FT.
OV633DKB	⊙	8.60 / FT.	679B	⊙	11.55 / FT.	700SA	⊙	9.35 / FT.
OV634A	⊙	5.80 / FT.	679DKB	⊙	10.95 / FT.	700SB	⊙	12.05 / FT.
OV634B	⊙	8.30 / FT.	680A-36"		108.00 / EA.	700SDKB	⊙	10.65 / FT.
OV634DKB	⊙	7.75 / FT.	(24" and under - add \$30)			700U	⊙	8.90 / FT.
A635		4.55 / FT.	680A-48"		144.00 / EA.	700UA	⊙	9.55 / FT.
D648	⊙	6.65 / FT.	680A-60"		180.00 / EA.	700UB	⊙	12.25 / FT.
D648DKB	⊙	9.15 / FT.	680B-36"		130.00 / EA.	700UDKB	⊙	10.85 / FT.
653		13.90 / FT.	(24" and under - add \$30)			701EP		7.80 / FT.
653DKB		20.30 / FT.	680B-48"		173.00 / EA.	701EPDKB		9.70 / FT.
654		10.40 / FT.	680B-60"		217.00 / EA.	701P	⊙	8.90 / FT.
654DKB		18.75 / FT.	680DKB-36"		123.00 / EA.	701PA	⊙	9.50 / FT.
655		15.00 / FT.	(24" and under - add \$30)			701PB	⊙	12.20 / FT.
655DKB		22.25 / FT.	680DKB-48"		163.00 / EA.	701PDKB	⊙	10.80 / FT.
656		19.00 / FT.	680DKB-60"		205.00 / EA.	704EV		6.25 / FT.
656DKB		25.25 / FT.	682-36"		105.00 / EA.	704EVDKB		8.15 / FT.
657		13.15 / FT.	(24" and under - add \$30)			704V	⊙	7.45 / FT.
657DKB		20.45 / FT.	682-48"		140.00 / EA.	704VA	⊙	8.05 / FT.
659		17.65 / FT.	682-60"		175.00 / EA.	704VB	⊙	10.85 / FT.
659DKB		24.00 / FT.	683-36"		105.00 / EA.	704VDKB	⊙	9.45 / FT.
672A	⊙	6.10 / FT.	(24" and under - add \$30)			705EV		6.25 / FT.
672A (SET)	⊙	12.20 / FT.	683-48"		140.00 / EA.	705EVDKB		8.15 / FT.
672B	⊙	8.90 / FT.	C697A	⊙	7.70 / FT.	705V	⊙	7.50 / FT.
672B (SET)	⊙	17.80 / FT.	C697B	⊙	10.10 / FT.	705VA	⊙	8.10 / FT.
672DKB	⊙	8.15 / FT.	C697DKB	⊙	9.75 / FT.	705VB	⊙	10.80 / FT.
672DKB (SET)	⊙	16.30 / ST.	D698A	⊙	9.85 / FT.	705VDKB	⊙	9.45 / FT.
673A	⊙	6.85 / FT.	D698B	⊙	12.15 / FT.	706A	⊙	9.10 / FT.
673B	⊙	9.75 / FT.	D698DKB	⊙	11.75 / FT.	706B	⊙	11.85 / FT.
673DKB	⊙	8.95 / FT.	C699A	⊙	9.35 / FT.	706DKB	⊙	10.45 / FT.
674A	⊙	8.90 / FT.	C699B	⊙	11.45 / FT.	706E		7.55 / FT.
674B	⊙	11.65 / FT.	C699DKB	⊙	10.95 / FT.	706EDKB		9.45 / FT.
674DKB	⊙	11.00 / FT.	700EN	⊙	6.95 / FT.	712SS		184.00 / FT.
675A	⊙	6.40 / FT.	700ENDKB		8.85 / FT.	713		18.15 / FT.
			700ES		7.65 / FT.			
			700ESDKB		9.50 / FT.			



Fast Attach Two Way Tape Available
 -Specify "FATT" & add 1.35 per Foot

Automatic Door Bottoms:
 Other than stock sizes, price at next highest price.



Thresholds & Gasketing

713BR	219.00 / FT.	819TDKB	14.58 / FT.	898V (*)	13.33 / FT.
713DKB	23.60 / FT.	819T6A	12.58 / FT.	898VDKB (*)	18.00 / FT.
713FC	19.55 / FT.	819T6DKB	14.83 / FT.	912SS	229.00 / FT.
713FCDKB	25.00 / FT.	819VA	11.04 / FT.	913	25.10 / FT.
713SS	184.00 / FT.	819VDKB	13.26 / FT.	913DKB	32.10 / FT.
780SA-36"	57.75 / EA.	828	See page 7	913SS	229.00 / FT.
(24" and under - add \$30)		838	See page 7	950V(*)	11.70 / FT.
780SA-48"	77.00 / EA.	882	See page 7	950VDKB(*)	15.35 / FT.
780SA-60"	96.00 / EA.	883SS (*)	195.00 / FT.	951	19.75 / FT.
780SA-96"	154.00 / EA.	884B/SV (*)	10.65 / FT.	951DKB	25.00 / FT.
780SDKB-36"	69.00 / EA.	884B/SVDKB (*)	15.10 / FT.	953	13.25 / FT.
(24" and under - add \$30)		884V (*)	16.90 / FT.	953DKB	18.45 / FT.
780SDKB-48"	92.00 / EA.	884VDKB (*)	21.60 / FT.	954	23.40 / FT.
780SDKB-60"	114.00 / EA.	884SS (*)	195.00 / FT.	954DKB	29.65 / FT.
780SDKB-96"	183.00 / EA.	884-6V (*)	44.45 / FT.	955	16.65 / FT.
803V (*)	14.45 / FT.	884-6VDKB (*)	54.20 / FT.	955DKB	21.85 / FT.
803VDKB (*)	19.65 / FT.	884-7V (*)	44.45 / FT.	957	32.00 / FT.
804V (*)	13.78 / FT.	884-7VDKB (*)	54.20 / FT.	957DKB	39.26 / FT.
804VDKB (*)	18.98 / FT.	884-8V (*)	44.45 / FT.	959	21.35 / FT.
812SS	206.00 / FT.	884-8VDKB (*)	54.20 / FT.	959DKB	26.55 / FT.
813	21.75 / FT.	885V (*)	45.35 / FT.	960	43.20 / FT.
813BR	273.00 / FT.	885VDKB (*)	56.05 / FT.	960DKB	49.95 / FT.
813DKB	28.08 / FT.	885-6V(*)	45.35 / FT.	961	32.25 / FT.
813FC	22.38 / FT.	885-6VDKB (*)	56.05 / FT.	961DKB	39.00 / FT.
813FCDKB	28.88 / FT.	885-7V(*)	45.35 / FT.	962	28.60 / FT.
813SS	206.00 / FT.	885-7VDKB (*)	56.05 / FT.	962DKB	35.40 / FT.
814	See page 7	890V (*)	14.56 / FT.	1000RA-5"	12.35 / FT.
814SS	See page 7	890VB (*)	20.56 / FT.	1000RA-10"	18.55 / FT.
816NA	12.25 / FT.	890VDKB (*)	19.76 / FT.	1000RA-16"	24.85 / FT.
816NDKB	14.45 / FT.	895VBR (*)	162.00 / FT.	1000RB-5"	15.95 / FT.
816TA	11.20 / FT.	896V-ADJ (*)	16.44 / FT.	1000RB-10"	22.25 / FT.
816TDKB	13.40 / FT.	896HDV (*)	22.88 / FT.	1000RB-16"	28.45 / FT.
816T6A	11.45 / FT.	896HDVDKB (*)	29.66 / FT.	1000RDKB-5"	14.75 / FT.
816T6DKB	13.65 / FT.	896V (*)	11.70 / FT.	1000RDKB-10"	20.95 / FT.
816VA	9.90 / FT.	896VBR (*)	145.00 / FT.	1000RDKB-16"	27.20 / FT.
816VDKB	12.15 / FT.	896VDKB (*)	15.35 / FT.	1012SS	251.00 / FT.
818	See page 7	896SS (*)	192.00 / FT.	1013	29.95 / FT.
818BR	See page 7	897V (*,**)	17.17 / FT.	1013DKB	36.75 / FT.
818SS	See page 7	897VDKB (*,**)	22.10 / FT.	1013SS	251.00 / FT.
819NA	13.36 / FT.	897NS (**)	20.80 / FT.	1015V	2.35 / FT.
819NDKB	15.61 / FT.	897NSDKB(**)	25.75 / FT.	1015VDKB	3.95 / FT.
819TA	12.33 / FT.			1038NA	⊙ 17.70 / FT.



Fast Attach Two Way Tape Available -Specify "FATT" & add 1.35 per Foot

* BUMPER SEAL OPTIONS - Add Per Foot: NGP-TPV (N) .88 • Pile (P) .18 • Silicone (S) 1.00

** VINYL FOOT SEAL (V) - add .48 Per Foot Per Side

1038NB	⊙	22.90 / FT.
1038NDKB	⊙	20.80 / FT.
1390SP-83-1/8		117.00
1390SP-95-1/8		133.00
1392SP		33.00 / FT.
2014RA		10.55 / FT.
2014RB		12.65 / FT.
2014RDKB		11.65 / FT.


Finger Guards

2248A-38"		302.00 / EA.
2248A-76"		370.00 / EA.
2248A-82"		398.00 / EA.
2248A-86"		433.00 / EA.
2248DKB-38"		324.00 / EA.
2248DKB-76"		390.00 / EA.
2248DKB-82"		420.00 / EA.
2248DKB-86"		455.00 / EA.
2252 B, C, W		167.00 / EA.

2525 B, C, W (17", 20", 21", 25", 300")		1.65 / FT.
3038NA	⊙	18.20 / FT.
3038NB	⊙	23.40 / FT.
3038NDKB	⊙	21.35 / FT.
3231		51.00 / FT.
3241		62.00 / FT.
3504		61.00 / FT.
3509		92.00 / FT.
3510		105.00 / FT.
3511		111.00 / FT.
4413-36"		289.00 / EA.
4413-48"		385.00 / EA.
4413-72"		577.00 / EA.
4424-36"		289.00 / EA.
4424-48"		385.00 / EA.
4424-72"		577.00 / EA.
4425-36"		364.00 / EA.
4425-48"		484.00 / EA.
4425-72"		723.00 / EA.
4425-96"		962.00 / EA.
4440SA-36"		118.00 / EA.

4440SA-48"		138.50 / EA.
4440SA-60"		159.00 / EA.
4440SA-96"		224.00 / EA.
4440SB-36"		135.00 / EA.
4440SB-48"		156.00 / EA.
4440SB-60"		178.00 / EA.
4440SB-96"		243.00 / EA.
4440SDKB-36"		130.00 / EA.
4440SDKB-48"		151.00 / EA.
4440SDKB-60"		174.00 / EA.
4440SDKB-96"		238.00 / EA.
4440WHA-36"		111.50 / EA.
4440WHA-48"		133.50 / EA.
4440WHA-60"		155.50 / EA.
4440WHA-96"		219.50 / EA.
4440WHB-36"		128.50 / EA.
4440WHB-48"		150.00 / EA.
4440WHB-60"		172.50 / EA.
4440WHB-96"		236.50 / EA.
4440WHDKB-36"		123.25 / EA.
4440WHDKB-48"		145.00 / EA.
4440WHDKB-60"		167.25 / EA.
4440WHDKB-96"		231.25 / EA.
4441SA-36"		118.00 / EA.
4441SA-48"		138.50 / EA.
4441SA-60"		160.00 / EA.
4441SA-96"		224.00 / EA.
4441SB-36"		135.00 / EA.
4441SB-48"		157.00 / EA.
4441SB-60"		179.00 / EA.
4441SB-96"		243.00 / EA.
4441SDKB-36"		130.00 / EA.
4441SDKB-48"		152.00 / EA.
4441SDKB-60"		174.00 / EA.
4441SDKB-96"		238.00 / EA.
4441WHA-36"		111.50 / EA.
4441WHA-48"		133.50 / EA.
4441WHA-60"		155.50 / EA.
4441WHA-96"		219.50 / EA.
4441WHB-36"		128.50 / EA.
4441WHB-48"		150.00 / EA.

4441WHB-60"		172.50 / EA.
4441WHB-96"		236.50 / EA.
4441WHDKB-36"		123.25 / EA.
4441WHDKB-48"		145.00 / EA.
4441WHDKB-60"		167.25 / EA.
4441WHDKB-96"		231.25 / EA.
4447S-36"		117.00 / EA.
4447S-48"		137.00 / EA.
4447S-60"		159.00 / EA.
4447S-96"		223.00 / EA.
4447WH-36"		110.00 / EA.
4447WH-48"		131.00 / EA.
4447WH-60"		154.00 / EA.
4447WH-96"		218.00 / EA.
4448S-36"		117.00 / EA.
4448S-48"		137.00 / EA.
4448S-60"		159.00 / EA.
4448S-96"		223.00 / EA.
4448WH-36"		110.00 / EA.
4448WH-48"		131.00 / EA.
4448WH-60"		154.00 / EA.
4448WH-96"		218.00 / EA.
4513-36"		361.00 / EA.
4513-48"		482.00 / EA.
4513-72"		727.00 / EA.
RR5007BL		22.00 / TUBE
RR5007BL-12Pack		254.00 / CS.
5020 B, C, W (36", 48", 72", 84", 96", 108")		2.08 / FT.
5020CL (36", 48", 72", 84", 96", 108")		2.55 / FT.
5021 B, C, W (36", 48", 84", 96", 108")		4.85 / FT.
5025 B, C, W (36", 48", 72", 84", 96", 108")		2.80 / FT.
5025CL (36", 48", 72", 84", 96", 108")		3.28 / FT.
5040 B (17", 20", 25", 300")		1.43 / FT.
ANTI-LIG 5050B, C, W		2.08 / FT.
ANTI-LIG 5050CL		2.60 / FT.
5050 B, C, T, W (17", 20", 21", 25", 300")		1.50 / FT.

 Fast Attach Two Way Tape Available
 -Specify "FATT" & add 1.35 per Foot

Automatic Door Bottoms:
 Other than stock sizes, price at next highest price.



Thresholds & Gasketing

5050CL (17', 20', 21', 25', 300')	2.00 / FT.	8428	24.96 / FT.	9002	⊙	6.00 / FT.
5060 B, C (17', 21')	2.12 / FT.	8428BR	309.00 / FT.	9002A	⊙	7.00 / FT.
5060CL (17', 21')	2.45 / FT.	8428DKB	32.85 / FT.	9002B	⊙	8.00 / FT.
5070B (36", 48", 72", 84", 96", 108")	2.75 / FT.	8429	27.65 / FT.	9002DKB	⊙	7.65 / FT.
5070CL (36", 48", 72", 84", 96", 108")	3.25 / FT.	8429BR	329.00 / FT.	9115A		9.65 / FT.
5075 B, C (36", 48", 72", 84", 96", 108")	2.80 / FT.	8429DKB	35.35 / FT.	9115A (SET)		19.30 / FT.
5075CL (36", 48", 72", 84", 96", 108")	3.25 / FT.	8430	30.95 / FT.	9115B		12.30 / FT.
5100N-86"	24.00 / RL	8430BR	347.00 / FT.	9115B (SET)		24.60 / FT.
5100N-96"	28.00 / RL	8430DKB	38.85 / FT.	9115DKB		12.25 / FT.
5100S-86"	22.00 / RL	8433V (*)	14.85 / FT.	9115DKB (SET)		24.50 / FT.
5100S-96"	26.00 / RL	8433VDKB (*)	20.30 / FT.	9125A		9.65 / FT.
8013	27.77 / FT.	8434V (*)	16.90 / FT.	9125A (SET)		19.30 / FT.
8013DKB	35.77 / FT.	8434VDKB (*)	23.10 / FT.	9125B		12.25 / FT.
8113	29.57 / FT.	8435V (*)	19.00 / FT.	9125B (SET)		24.50 / FT.
8113DKB	37.77 / FT.	8435VDKB (*)	25.70 / FT.	9125DKB		11.25 / FT.
8130-96"	260.50 / PC.	8436V (*)	21.45 / FT.	9125DKB (SET)		22.50 / FT.
8132-96"	86.85 / PC.	8436VDKB (*)	29.35 / FT.	9125SS		30.00 / FT.
8132DKB-96"	128.45 / PC.	8437V (*)	24.30 / FT.	9125SS (SET)		60.00 / FT.
8133 thru 8134	See page 7	8437VDKB (*)	32.25 / FT.	9200		10.50 / FT.
8135V (*)	11.25 / FT.	8475	33.30 / FT.	(36", 48", 84", 96", 108")		
8135VDKB (*)	14.65 / FT.	8475DKB	39.55 / FT.	9200DKB		10.50 / FT.
8136 thru 8170	See page 7	8513	15.60 / FT.	(36", 48", 84", 96", 108")		
8213	32.75 / FT.	8513DKB	20.55 / FT.	9225		13.50 / EA.
8213DKB	42.80 / FT.	8533V (*)	17.05 / FT.	9245NA (*EC)		33.60 / FT.
8413	13.50 / FT.	8533VDKB (*)	23.00 / FT.	9245NDKB (*EC)		39.85 / FT.
8413DKB	17.70 / FT.	8613	19.00 / FT.	9245NWA (*EC)		40.00 / FT.
8423V (*)	9.65 / FT.	8613DKB	24.50 / FT.	9245NWDKB (*EC)		46.25 / FT.
8423VDKB (*)	13.55 / FT.	8633V(*)	19.50 / FT.	9245TA (*EC, *NF)		33.75 / FT.
8424	15.76 / FT.	8633VDKB (*)	26.75 / FT.	9245TDKB (*EC, *NF)		40.00 / FT.
8424DKB	20.26 / FT.	8713	20.20 / FT.	9245TWA (*EC)		38.25 / FT.
8425	17.73 / FT.	8713DKB	26.26 / FT.	9245TWDKB (*EC)		44.50 / FT.
8425DKB	23.43 / FT.	8813	22.77 / FT.	9245VA (*EC)		32.50 / FT.
8426	19.76 / FT.	8813DKB	30.18 / FT.	9245VDKB (*EC)		38.75 / FT.
8426BR	208.00 / FT.	8913	26.00 / FT.	9245WA (*EC)		36.50 / FT.
8426DKB	26.00 / FT.	8913DKB	33.80 / FT.	9245WHDKB (*EC)		42.75 / FT.
8427	22.36 / FT.	9000A	⊙	9250NA (*EC)		31.50 / FT.
8427BR	260.00 / FT.	9000B	⊙	9250NDKB (*EC)		37.75 / FT.
8427DKB	29.16 / FT.	9000DKB	⊙	9250NWA (*EC)		36.00 / FT.
		9001A	10.15 / FT.	9250NWDKB (*EC)		42.25 / FT.
		9001B	12.75 / FT.	9250TA (*EC, *NF)		31.75 / FT.
		9001DKB	11.85 / FT.	9250TDKB (*EC, *NF)		38.00 / FT.
				9250TWA (*EC)		36.25 / FT.



Fast Attach Two Way Tape Available
-Specify "FATT" & add 1.35 per Foot

* BUMPER SEAL OPTIONS - Add Per Foot:
NGP-TPV (N) .88 • Pile (P) .18 • Silicone (S) 1.00

*EC End Caps - Add \$8.50 Per Set
*NF Notched Fins - Add \$3.35 per Foot

9250TWHDKB (*EC)	42.50 / FT.	9675DKB	⊙	11.30 / FT.
9250VA (*EC)	30.50 / FT.	9675DKB (SET)	⊙	22.60 / FT.
9250VDKB (*EC)	36.75 / FT.	9700	⊙	12.20 / FT.
9250WHA (*EC)	34.50 / FT.	9700A	⊙	12.75 / FT.
9250WHDKB (*EC)	40.75 / FT.	9700B	⊙	15.55 / FT.
9275	17.75 / EA.	9700DKB	⊙	14.10 / FT.
9400 (36", 48", 84", 96")	12.00 / FT.	9700E		11.20 / FT.
9400DKB (36", 48", 84", 96")	12.00 / FT.	9700EDKB		13.00 / FT.
9450 B, C (36", 48", 84", 96", 108")	4.60 / FT.	9706E		11.20 / FT.
9500	5.40 / FT.	9706EDKB		13.00 / FT.
(36", 48", 84", 96", 108")		9750 B, C (36", 48", 84", 96", 108")		3.90 / FT.
9500DKB	5.40 / FT.	9800 B, C, W (17', 21', 150')		1.95 / FT.
(36", 48", 84", 96", 108")		9850 B, C (36", 48", 84", 96", 108")		3.55 / FT.
9500 X 2525 B, C, W (36", 48", 84", 96", 108")	7.55 / FT.	9945 (36", 48", 84", 96")		29.65 / FT.
9500 X 5020 B, C, W (36", 48", 84", 96", 108")	7.98 / FT.	81369N		40.50 / FT.
9500DKB X 2525B (36", 48", 84", 96", 108")	7.55 / FT.	81369NDKB		43.75 / FT.
9500DKB X 5020B (36", 48", 84", 96", 108")	7.98 / FT.			
9550	5.65 / FT.			
(36", 48", 84", 96", 108")				
9550DKB	5.65 / FT.			
(36", 48", 84", 96", 108")				
9600	⊙ 7.00 / FT.			
9600 (SET)	⊙ 14.00 / FT.			
9600A	⊙ 7.25 / FT.			
9600A (SET)	⊙ 14.50 / FT.			
9600B	⊙ 9.40 / FT.			
9600B (SET)	⊙ 18.80 / FT.			
9600DKB	⊙ 8.90 / FT.			
9600DKB (SET)	⊙ 17.80 / FT.			
9605A	⊙ 5.90 / FT.			
9605A (SET)	⊙ 11.80 / FT.			
9605B	⊙ 8.10 / FT.			
9605B (SET)	⊙ 16.20 / FT.			
9605DKB	⊙ 7.60 / FT.			
9605DKB (SET)	⊙ 15.20 / FT.			
9675A	⊙ 8.60 / FT.			
9675A (SET)	⊙ 17.20 / FT.			
9675B	⊙ 12.00 / FT.			
9675B (SET)	⊙ 24.00 / FT.			



Fast Attach Two Way Tape Available
 -Specify "FATT" & add 1.35 per Foot

*EC End Caps - Add \$8.50 Per Set
 *NF Notched Fins - Add \$3.35 per Foot



Thresholds for Floor Closers

The following information is required when ordering thresholds for use with floor closers:

- Threshold type x model number.
- Material and Finish
- Door thickness if other than 1-3/4"
- Door opening width
- Handing (Door handing)
- Name of floor closer manufacturer and floor closer model number.
- Abrasive "SIA" finish available - pricing on page 5.
- Polished & dark oxidized oil rubbed finishes are available on Bronze thresholds See page 5.

Note: Item numbers on invoices will read type, threshold number, size. Example: 1 x 427FC x 36".

<u>Type</u>	<u>Threshold</u>	<u>Material</u>	<u>Single up to 36"</u>	<u>Pair up to 72"</u>	<u>Add Per Inch</u>
1	427FC	1/2" x 6-3/4" Alum.	157.50	315.00	1.74
1	427FCDKB	1/2" x 6-3/4" Alum. DKB	173.25	346.50	2.17
1	428FC	1/2" x 7-3/4" Alum.	171.75	340.50	2.13
1	428FCDKB	1/2" x 7-3/4" Alum. DKB	198.00	396.00	2.86
1	429E	1/2" x 9" Alum.	172.85	345.70	2.16
1	429EDKB	1/2" x 9" Alum. DKB	198.75	397.50	2.88
1	430E	1/2" x 10" Alum.	182.60	365.20	2.43
1	430EDKB	1/2" x 10" Alum. DKB	207.35	414.70	3.12
1	713FC	1/4" x 6-3/4" Alum.	153.60	307.20	1.63
1	713FCDKB	1/4" x 6-3/4" Alum. DKB	170.00	340.00	2.08
1	813FC	1/4" x 7-3/4" Alum.	162.50	325.00	1.87
1	813FCDKB	1/4" x 7-3/4" Alum. DKB	181.85	362.70	2.41
1	913	1/4" x 9" Alum.	170.45	340.90	2.09
1	913DKB	1/4" x 9" Alum. DKB	191.55	383.10	2.68
1	1013	1/4" x 10" Alum.	185.15	370.30	2.50
1	1013DKB	1/4" x 10" Alum. DKB	205.05	410.10	3.06
1	427BR	1/2" x 7" Bronze	826.00	1652.00	19.75
1	428BR	1/2" x 8" Bronze	1063.00	2126.00	26.33
1	713BR	1/4" x 7" Bronze	772.00	1544.00	18.25
1	813BR	1/4" x 8" Bronze	934.00	1868.00	22.75
3	427FC	1/2" x 6-3/4" Alum.	217.50	375.00	1.74
3	427FCDKB	1/2" x 6-3/4" Alum. DKB	233.25	406.50	2.17
3	428FC	1/2" x 7-3/4" Alum.	231.75	403.50	2.13
3	428FCDKB	1/2" x 7-3/4" Alum. DKB	258.00	456.00	2.86
3	429E	1/2" x 9" Alum.	232.85	405.70	2.16
3	429EDKB	1/2" x 9" Alum. DKB	258.75	257.50	2.88

<u>Type</u>	<u>Threshold</u>	<u>Materials</u>	<u>Single up to 36"</u>	<u>Pair up to 72"</u>	<u>Add Per Inch</u>
3	430E	1/2" x 10" Alum.	242.60	425.20	2.43
3	430EDKB	1/2" x 10" Alum. DKB	267.30	474.60	3.12
3	713FC	1/4" x 6-3/4" Alum.	213.65	367.30	1.63
3	713FCDKB	1/4" x 6-3/4" Alum. DKB	230.00	400.00	2.08
3	813FC	1/4" x 7-3/4" Alum.	222.50	485.00	1.87
3	813FCDKB	1/4" x 7-3/4" Alum. DKB	241.85	423.70	2.41
3	913	1/4" x 9" Alum.	230.45	400.90	2.09
3	913DKB	1/4" x 9" Alum. DKB	251.55	443.00	2.68
3	1013	1/4" x 10" Alum.	245.15	430.30	2.50
3	1013DKB	1/4" x 10" Alum. DKB	265.05	470.10	3.06
3	427BR	1/2" x 7" Bronze	906.00	1732.00	19.75
3	428BR	1/2" x 8" Bronze	1143.00	2206.00	26.33
3	713BR	1/4" x 7" Bronze	852.00	1624.00	18.25
3	813BR	1/4" x 8" Bronze	1014.00	1948.00	22.75
4	427FC	1/2" x 6-3/4" Alum.	217.50	375.00	1.74
4	427FCDKB	1/2" x 6-3/4" Alum. DKB	233.25	406.50	2.17
4	428FC	1/2" x 7-3/4" Alum.	231.75	403.50	2.13
4	428FCDKB	1/2" x 7-3/4" Alum. DKB	258.00	456.00	2.86
4	429E	1/2" x 9" Alum.	232.85	405.70	2.16
4	429EDKB	1/2" x 9" Alum. DKB	258.75	257.50	2.88
4	430E	1/2" x 10" Alum.	242.60	425.20	2.43
4	430EDKB	1/2" x 10" Alum. DKB	267.30	474.60	3.12
4	713FC	1/4" x 6-3/4" Alum.	213.65	367.30	1.63
4	713FCDKB	1/4" x 6-3/4" Alum. DKB	230.00	400.00	2.08
4	813FC	1/4" x 7-3/4" Alum.	222.50	485.00	1.87
4	813FCDKB	1/4" x 7-3/4" Alum. DKB	241.85	423.70	2.41
4	913	1/4" x 9" Alum.	230.45	400.90	2.09
4	913DKB	1/4" x 9" Alum. DKB	251.55	443.00	2.68
4	1013	1/4" x 10" Alum.	245.15	430.30	2.50
4	1013DKB	1/4" x 10" Alum. DKB	265.05	470.10	3.06
4	427BR	1/2" x 7" Bronze	906.00	1732.00	19.75
4	428BR	1/2" x 8" Bronze	1143.00	2206.00	26.33
4	713BR	1/4" x 7" Bronze	852.00	1624.00	18.25
4	813BR	1/4" x 8" Bronze	1014.00	1948.00	22.75



Type	Threshold	Material	Single up to 36"	Pair up to 72"	Add Per Inch
5	427FC X 424FC	1/2" x 6-3/4" x 3-3/4" Alum.	224.30	388.60	0.77
5	427FCDKB X 424FCDKB	1/2" x 6-3/4" x 3-3/4" Alum.DKB	237.70	415.40	1.11
5	428FC X 425FC	1/2" x 7-3/4" x 4-3/4" Alum.	234.00	408.00	0.98
5	428FCDKB X 425FCDKB	1/2" x 7-3/4" x 4-3/4" Alum.DKB	253.25	446.50	1.41
5	713FC X 413FC	1/4" x 6-3/4" x 3-3/4" Alum.	220.00	378.00	0.65
5	713FCDKB X 413FCDKB	1/4" x 6-3/4" x 3-3/4" Alum.DKB	236.00	412.00	1.08
5	813 X 513	1/4" x 8" x 5" Alum.	230.00	400.00	0.89
5	813DKB X 513DKB	1/4" x 8" x 5" Alum.DKB	250.00	440.00	1.36
5	427BR X 424BR	1/2" x 7" x 4" Bronze	718.00	1318.00	10.25
5	428BR x 425BR	1/2" x 8" x 5" Bronze	871.00	1622.00	13.33
5	713BR X 413BR	1/4" x 7" x 4" Bronze	680.00	1240.00	9.42
5	813BR X 513BR	1/4" x 8" x 5" Bronze	779.00	1438.00	11.25

Floor Closer Preps Only - add to Material Price (For other thresholds not shown above)

Prices are Per Prep (Double for Pairs)

	<u>Aluminum</u>	<u>Bronze</u>	<u>Stainless Steel</u>
Type 1	107.00	210.00	515.00
Type 3	169.00	293.00	635.00
Type 4	169.00	293.00	635.00
Type 5	199.00	333.00	n/a

Pivot Prep for any center hung or offset pivot - \$82 each prep.

Replacement Inserts

Replacement Neoprene

<u>Item</u>	<u>Price/Ft.</u>
15N, 26N, 92N, 99N, 112N, 113N, 118N, 119N, 816N, 819N, 9245N, 9250N	2.80
103N, 104N, 105N, 108N, 303N, 304N, 305N, 420N, 421N, 422N, 423N	3.50
106N, 141N	2.10
107N, 165N, 223N, 335N	2.95
109N, 122N	2.50
110N, 120N, 127N, 134N	1.75
115N, 125N	2.25
116N	3.55
129N, 137N, 1038N	3.50
130N, 133N	2.35
131N	2.00
132N	2.10
135N, 161N, 700N, 700EN	3.25
148N	5.45
158N, 170N	2.55
197N, 199N	3.50
200N, 201N, 114N, 198N	2.45
202N	4.05
203N	7.05
520N, 522N	4.25
81369N	36.00

Replacement NGP-TPV

<u>Item</u>	<u>Price/Ft.</u>
136N, 143N	1.05
151N, 172N	1.45
320N	2.55
Bumper NGP-TPV (threshold)	1.65

Replacement Nylon Brush

<u>Item</u>	<u>Price/Ft.</u>
Specify Gray or Black.	
600, 602, B606	2.56
601, 603	3.68
9000, 9600, 9605	3.33
A Brush, 92WH, 99WH, 220WH, 221WH, 222WH, 225WH, 229WH, 310WH, F625, OV633, OV634, A635, 672, 673, 674, 675, 678, 679, 680, 682, 683, 706, 706E, 4440WH, 4441WH, 4447WH, 4448WH, 9245WH, 9250WH, 9706E	2.35
C Brush	3.00
C Brush-EPDM	6.05
D Brush	3.60
D Brush-EPDM	6.85
G Brush	11.45
H Brush	13.85
I Brush	17.50

Replacement Silicone

<u>Item</u>	<u>Price/Ft.</u>
107S, 165S, 223S, 335S	3.50
110S, 120S, 127S	2.35
130S	4.45
132S	3.35
136S, 140S, 141S, 143S, 144S, 151S, 158S, 170S	1.90
137S	3.70
152S, 155S, 172S, 320S	1.52
156S	1.63
160S, 700S, 700ES	1.55
162S	2.20
200S, 114S	3.95
780S	2.45
4440, 4441, 4447, 4448	7.50
9001S	5.00
9002S, 9700S	3.00
9115S, 9125S	4.65
Bumper Silicone (threshold)	1.75

Replacement Thermoplastic

<u>Item</u>	<u>Price/Ft.</u>
12T, 13T, 35ET, 36ET, 92T, 99T, 319ET, 816T, 819T, 9245T, 9250T	2.20
12T6, 13T6, 35ET6, 36ET6, 92T6, 99T6, 319ET6, 816T6, 819T6	2.48

Replacement Vinyl

<u>Item</u>	<u>Price/Ft.</u>
5V, 6V, 12V, 13V, 18V, 19V, 92V, 99V, 816V, 819V, 9245V, 9250V	1.30
151V, 158V, 170V	0.77
35V, 35EV, 36V, 36EV, 312V, 313V, 318V, 319V, 319EV,	1.45
96V	1.65
97V	1.10
98V, 101V, 1015V	1.45
100V	1.05
102V	3.55
149M, 157M, 159M, 189M (magnet & vinyl)	3.40
152V, 155V, 172V, 320V	0.64
156V	0.67
160V, 164V	0.68
704, 704E, 705, 705E	0.68
Bumper Vinyl (threshold)	0.75
Foot Seal (threshold)	0.48

Threshold Splines

<u>Item</u>	<u>Price/Ft.</u>
Aluminum Spline	2.25
Thermal Spline 1/2"	2.25
Thermal Spline 1/4"	1.60



Replacement Inserts

Auto Door Bottom/Door Shoe Parts

<u>Item</u>	<u>Price</u>
End Caps - 92, 99, 220, 222, 223, 225, 310, 420, 422, 423, 520, 522, 680, 682, 683, 9250	8.50 /Set
End Caps - 221SS, 229SS	17.00 /Set
Drop Bar Assembly - 220N, 221N, 222N, 225N, 229N, 310N	17.00 / FT.
Drop Bar Assembly - 220S, 221S, 222S, 225S, 229S, 310S	22.50 / FT.
Drop Bar Assembly - 220WH, 221WH, 222WH, 225WH, 229WH, 310WH	18.00 / FT.
Heavy Duty Drop Bar Assemblies: 420N, 422N, 423N, 520N, 522N 680, 682, 683	26.00 / FT. 27.50 / FT.

Flood Shield Replacement Parts

<u>Item</u>	<u>Price/Ft.</u>
Flood Shield Bottom, Neoprene	3.00 / FT.
Flood Shield Side, Neoprene	2.80 / FT.
<i>Replacement Mounting Channels</i>	
FS10A-MTG CHNL	32.75 /Set
FS10DKB-MTG CHNL	39.00 /Set
FS22A-MTG CHNL	65.50 /Set
FS22DKB-MTG CHNL	78.00 /Set
FS34A-MTG CHNL	98.25 /Set
FS34DKB-MTG CHNL	117.00 /Set

Replacement Polyurethane

<u>Item</u>	<u>Price/Ft.</u>
129U, 150U	3.05
160U, 161U, 700EU, 700U	2.15
198U, 200U	4.55

Replacement Pile

<u>Item</u>	<u>Price/Ft.</u>
136P, 140P, 143P, 144P, 158P, 161P, 185P, 701P, 701EP	1.21
154P, 254P	4.10
170P, Bumper Pile (threshold)	.92

Replacement Reinforced Rubber

<u>Item</u>	<u>Price/Ft.</u>
14R-1 3/4"	5.50
14R-2 1/4"	7.10
1000R x 5"	6.30
1000R x 10"	10.60
1000R x 16"	15.75

QUICK SHIP ITEMS

- *Orders must be received by **11 a.m. Central time; after 11 a.m., add one business day.**
- Orders must be marked "QUICK SHIP".
- Any mix of items below.
- Available Finishes: GPZ, DKB, TAN, BPR, CAB: *For Galvaneal add 20%.*
- Torx security screws - up to 24" x 24" add \$12, over 24" x 24" add \$24.
- Orders mixed with any other products will be subject to standard lead times.



TWO DAYS* L-FRA100 Low Profile Lite Kit

THREE DAYS* L-FRA100 packed with GLASS & GLAZING TAPE

Order Size	List Price	with	Pyran-F	Superlite 1-W	Diamond Wired
			GT-118	GT-118	GT-118
5 x 35	\$88		\$367	\$249	\$167
6 x 27	81		306	212	147
7 x 22	74		301	205	140
8 x 32	88		433	286	184
12 x 12	51		272	178	112
24 x 24	95		977	598	336
24 x 30	104		1206	733	405
24 x 32	110		1288	785	435
24 x 36	113		1436	869	475
24 x 60	214		2849	1715	927

prices reflect 15% add to pricing of standard lead time items



THREE DAYS* L-700-RX Self Attaching, No Vision Louver

Order Size	List Price
12 x 12	\$ 83
18 x 12	101
18 x 18	117
24 x 12	115
24 x 18	133
24 x 24	161

prices reflect 15% add to pricing of standard lead time items

THREE DAYS* NON-STOCK SIZES

L-FRA100, L-FRA100-SP, L-GLF100,
L-GLF100-SP, L-GLF100-TB,
L-GLF100-SP-TB

Kits only or packed with
Glass & Glazing Tape GT-118
Pyran F Superlite 1-W Diamond Wired

Glass Only
Pyran F
Superlite 1-W
Diamond Wired

Add 25% to pricing of standard lead time items



L-FRA100, L-GLF100, L-GLF100-TB

Lite Kits for 1-3/4" Doors

Mullion Bars available for L-GLF-100 and L-GLF100-TB - price of Lite Kit plus \$130 per Mullion Bar

Torx Security Screws - up to 24" x 24" add \$12, over 24" x 24" add \$24

Minimum 3" width or height; maximum 88" width or height

Odd inch and fractional sizes, use next largest even size

Lead lining - \$6 per perimeter inch

STC option - \$13.50 per square ft.

WIDTH

	6	8	10	12	14	16	18	20	22	24	26	28	30	32	34	36
4	60	60	60	64	67	73	79	79	81	84	88	92	95	97	99	103
6	60	60	60	67	67	76	79	79	84	92	94	96	97	97	99	103
8	60	60	60	73	76	79	79	84	92	94	96	97	97	103	103	105
10	60	60	50	76	79	79	84	92	94	96	97	103	103	103	105	105
12	67	73	76	44	79	84	92	94	96	97	97	103	105	105	105	110
14	56	76	79	79	81	92	94	96	97	97	103	105	105	110	110	121
16	76	79	79	79	92	94	96	97	103	103	103	105	105	110	112	123
18	79	79	85	92	94	96	85	103	103	103	105	105	110	121	121	124
20	79	85	92	94	96	97	103	104	104	105	105	105	121	121	121	124
22	82	64	94	96	97	103	103	104	104	105	105	110	121	121	124	126
24	82	94	96	97	97	103	103	105	105	82	110	124	124	129	129	132
26	76	79	97	97	103	103	105	105	105	97	124	124	129	131	132	133
28	70	97	103	103	105	105	105	105	110	124	124	129	131	132	133	135
30	78	77	103	105	105	105	94	110	121	90	129	131	132	133	135	142
32	97	76	103	105	110	110	95	121	121	95	131	132	133	135	142	145
34	99	91	105	105	110	112	121	121	124	109	132	133	135	142	145	146
36	76	92	105	110	121	123	124	124	126	98	133	135	142	145	146	147
38	101	92	105	117	124	124	129	131	132	134	135	142	145	146	191	197
40	104	105	118	125	125	130	132	133	135	136	144	146	147	192	198	203
42	127	135	144	146	151	157	161	166	171	178	181	190	192	198	203	218
44	132	144	146	151	157	161	166	171	178	181	190	192	198	203	218	224
46	136	146	151	157	161	166	171	178	181	190	192	198	203	218	224	231
48	153	161	166	169	177	181	186	192	201	207	209	215	218	224	231	233
50	157	166	169	177	181	186	192	201	207	209	215	218	224	231	233	237
52	161	169	177	181	186	192	201	207	209	215	218	224	231	233	237	246
54	166	177	181	186	192	201	207	209	215	217	224	231	233	237	246	258
56	171	181	186	192	197	207	209	215	217	224	224	233	237	246	258	265
58	184	192	197	202	207	215	221	224	228	231	239	243	246	258	265	267
60	190	197	202	207	215	221	224	231	235	186	243	246	258	265	267	277
62	195	203	208	216	222	225	232	236	240	227	247	259	266	268	278	284
64	199	208	216	222	225	232	236	240	244	214	259	266	268	278	284	289
66	212	224	231	233	232	244	246	252	258	209	270	272	278	284	289	297
68	218	231	233	238	244	246	252	258	268	270	272	278	284	289	297	303
70	224	233	238	244	246	252	258	268	270	272	278	284	289	297	303	311
72	231	238	244	246	252	258	268	270	272	278	284	289	297	303	311	319

Gray Primer (GPZ) finish standard and will be provided unless one of the following optional finishes is indicated:

Available at no extra charge: (T) Tan (DKB) Dark Bronze (BPR) Beige Primer (matches Steelcraft)
 (CAB) California Bronze (matches Anemostat) (PTY) Putty (matches Anemostat beige)

Add 15% for following finishes:

(B) Brass (Gold) (GBL) Gloss Black (W) White
 (MBL) Matte Black (TBL) Textured Black (ASL) Aluminum Silver
 (WB) Walnut Brown (matches Timely Browntone)
 (MW) Magnolia White (matches Timely Western White)

Galvanneal - Add 20% Zinc EL-Plate - Add \$400

**Optional Material:
 Aluminum = List X 2**

L-FRA100, L-GLF100, L-GLF100-TB with SuperLite™ I-W with GT-118 Glazing Tape both sides

Meets CPSC 16CFR 1201 Cat. I & II impact safety requirements

Etched with UL Fire-rating classification on each piece

Mullion bars available for L-GLF100 and L-GLF100-TB - price of lite kit plus \$130 per mullion bar

Torx Security Screws - up to 24" x 24" add \$12, over 24" x 24" add \$24

Minimum 3" width or height; maximum 88"

Under 4" - call for quote

Odd inch or fractional sizes, use next largest size

STC option - \$13.50 per square ft.

WIDTH

	6	8	10	12	14	16	18	20	22	24	26	28	30	32	34	36
6	169	169	169	177	177	186	189	189	193	202	217	228	238	246	256	269
8	169	169	169	182	186	189	189	209	229	243	257	270	281	298	310	324
10	169	169	160	186	189	205	224	247	264	280	296	316	335	350	366	381
12	177	182	186	154	211	232	259	278	298	316	338	361	381	398	416	439
14	165	186	189	211	233	264	287	309	335	356	382	404	425	455	475	506
16	186	189	205	228	264	290	315	344	373	396	420	449	473	501	527	561
18	189	189	225	259	287	315	334	379	405	431	464	490	522	559	590	619
20	189	199	247	278	309	344	379	409	443	473	502	531	581	610	639	672
22	192	178	264	298	335	373	405	443	475	508	540	582	625	657	696	731
24	192	226	280	316	356	396	431	473	508	520	588	637	672	715	750	788
26	190	221	296	338	382	420	464	502	540	575	639	682	724	764	807	846
28	184	249	316	361	404	449	490	531	582	637	682	727	770	816	858	901
30	192	239	335	381	425	473	506	570	625	637	724	770	819	864	914	966
32	211	248	350	398	455	501	533	610	657	682	764	816	864	917	971	1020
34	212	273	366	416	475	527	590	639	696	731	807	858	914	971	1028	1078
36	216	285	381	439	506	561	619	672	731	755	846	901	966	1020	1078	1132
38	248	299	395	467	530	590	650	712	768	830	887	954	1011	1072	1173	1239
40	259	322	423	493	551	619	679	743	808	867	937	998	1062	1165	1234	1508
42	289	363	463	531	602	670	739	805	876	944	1013	1087	1151	1223	1497	1590
44	301	381	484	554	629	696	770	844	915	987	1059	1130	1205	1480	1576	1659
46	313	394	504	578	652	729	802	880	955	1030	1104	1177	1254	1555	1641	1734
48	337	419	534	607	689	768	843	923	1007	1082	1159	1240	1523	1617	1713	1799
50	353	435	552	636	714	796	879	962	1044	1124	1208	1488	1585	1685	1774	1870
52	364	448	574	658	744	825	915	1001	1079	1165	1249	1547	1645	1743	1842	1942
54	376	466	593	681	770	858	947	1032	1122	1202	1497	1603	1704	1802	1911	2021
56	389	485	612	704	795	891	975	1068	1156	1248	1547	1654	1760	1872	1986	2164
58	409	506	642	732	825	923	1017	1110	1199	1494	1607	1718	1827	1940	2124	2237
60	422	521	662	754	854	952	1047	1146	1242	1490	1657	1770	1891	2007	2193	2313
62	434	538	682	786	886	979	1082	1180	1279	1578	1711	1836	1951	2138	2267	2389
64	446	552	705	808	909	1015	1111	1213	1521	1607	1769	1891	2010	2212	2338	2460
66	466	578	735	838	937	1050	1153	1259	1578	1644	1825	1947	2145	2276	2406	2538
68	480	596	752	859	969	1075	1184	1294	1626	1751	1877	2007	2210	2344	2480	2610
70	492	609	770	883	992	1104	1217	1537	1666	1795	1929	2061	2270	2410	2548	2654
72	560	697	896	1029	1165	1302	1442	1574	1707	1844	1980	2189	2332	2474	2617	2663

Gray Primer (GPZ) finish standard and will be provided unless one of the following optional finishes is indicated:

Available at no extra charge: (T) Tan (DKB) Dark Bronze (BPR) Beige Primer (matches Steelcraft)
 (CAB) California Bronze (matches Anemostat) (PTY) Putty (matches Anemostat beige)

Add 15% for following finishes:

(B) Brass (Gold) (GBL) Gloss Black (W) White
 (MBL) Matte Black (TBL) Textured Black (ASL) Aluminum Silver
 (WB) Walnut Brown (matches Timely Browntone)
 (MW) Magnolia White (matches Timely Western White)
 Galvanneal - Add 20% Zinc EL-Plate - Add \$400



L-FRA100, L-GLF100, L-GLF100-TB with Pyran® F

L-FRA100, L-GLF100, L-GLF100-TB with Pyran® F

with GT-118 Glazing Tape both sides

Meets CPSC 16CFR 1201 Cat. I & II impact safety requirements

Etched with UL Fire-rating classification on each piece

Mullion bars available for L-GLF100 and L-GLF100-TB - price of lite kit plus \$130 per mullion bar

Torx Security Screws - up to 24" x 24" add \$12, over 24" x 24" add \$24

Minimum 3" width or height; maximum 78" height.

Odd inch or fractional sizes, use next largest size

STC option - \$13.50 per square ft.

WIDTH

		6	8	10	12	14	16	18	20	22	24	26	28	30	32	34	36
HEIGHT	6	252	252	252	259	259	268	271	271	275	284	306	324	340	356	373	393
	8	252	252	252	265	268	271	271	301	330	353	376	398	418	445	465	488
	10	252	252	242	268	271	296	327	361	389	417	444	476	506	532	560	586
	12	259	265	268	236	307	342	382	415	449	481	517	553	586	618	649	685
	14	247	268	271	307	345	392	431	469	511	548	590	628	664	711	747	794
	16	268	271	296	338	392	436	480	527	574	616	657	705	747	794	838	890
	18	271	271	328	382	431	480	519	584	631	678	731	778	830	888	939	989
	20	271	281	361	415	469	527	584	637	694	747	799	851	924	976	1028	1083
	22	274	261	389	449	511	574	631	694	751	809	867	934	1002	1059	1124	1183
	24	274	322	417	481	548	616	678	747	809	849	944	1020	1083	1154	1216	1282
	26	272	325	444	517	590	657	731	799	867	931	1026	1098	1170	1239	1312	1381
	28	266	361	476	553	628	705	778	851	934	1020	1098	1175	1250	1328	1402	1477
	30	274	359	506	586	664	747	814	913	1002	1048	1170	1250	1333	1412	1497	1582
	32	294	376	532	618	711	794	862	976	1059	1120	1239	1328	1412	1502	1593	1678
	34	295	409	560	649	747	838	939	1028	1124	1197	1312	1402	1497	1593	1688	1777
	36	319	429	586	685	794	890	989	1083	1183	1248	1381	1477	1582	1678	1777	1872
	38	357	451	612	728	834	937	1040	1146	1246	1351	1451	1562	1663	1767	1911	2020
	40	373	482	651	767	871	984	1090	1200	1310	1415	1531	1638	1747	1896	2011	2495
	42	409	531	703	819	938	1054	1170	1285	1404	1520	1637	1759	1870	1990	2476	2627
44	427	557	736	855	981	1098	1223	1347	1468	1590	1713	1834	1959	2445	2602	2744	
46	444	578	767	893	1020	1150	1275	1405	1533	1661	1787	1913	2042	2564	2713	2869	
48	474	611	808	936	1073	1206	1337	1471	1610	1740	1872	2007	2510	2670	2831	2983	
50	496	634	837	979	1113	1253	1393	1533	1673	1809	1950	2448	2613	2781	2940	3103	
52	512	656	871	1015	1160	1300	1450	1595	1732	1878	2021	2545	2715	2883	3053	3225	
54	530	682	901	1051	1201	1352	1502	1649	1800	1943	2459	2640	2815	2987	3169	3354	
56	549	709	932	1088	1243	1403	1551	1707	1860	2016	2545	2729	2912	3100	3291	3604	
58	575	737	974	1130	1289	1453	1614	1772	1927	2448	2641	2831	3019	3212	3532	3727	
60	593	761	1005	1165	1334	1500	1664	1832	1996	2477	2726	2921	3125	3323	3649	3855	
62	611	786	1036	1210	1382	1546	1719	1888	2058	2598	2816	3026	3226	3555	3772	3983	
64	629	808	1071	1247	1421	1600	1769	1944	2486	2660	2909	3120	3326	3674	3892	4105	
66	654	842	1112	1290	1465	1653	1831	2013	2573	2729	3001	3214	3559	3783	4008	4234	
68	674	868	1140	1326	1513	1697	1883	2071	2651	2870	3089	3312	3666	3897	4130	4358	
70	692	888	1170	1363	1552	1744	1937	2497	2722	2947	3176	3405	3769	4009	4247	4428	
72	806	1042	1390	1621	1856	2091	2330	2561	2793	3028	3263	3628	3874	4119	4365	4436	

Gray Primer (GPZ) finish standard and will be provided unless one of the following optional finishes is indicated:

Available at no extra charge: (T) Tan (DKB) Dark Bronze (BPR) Beige Primer (matches Steelcraft)
(CAB) California Bronze (matches Anemostat) (PTY) Putty (matches Anemostat beige)

Add 15% for following finishes:

- (B) Brass (Gold) (GBL) Gloss Black (W) White
- (MBL) Matte Black (TBL) Textured Black (ASL) Aluminum Silver
- (WB) Walnut Brown (matches Timely Browntone)
- (MW) Magnolia White (matches Timely Western White)
- Galvanneal - Add 20% Zinc EL-Plate - Add \$400

L-FRA100, L-GLF100, L-GLF100-TB with 1/4" Tempered Glass

with GT-118 Glazing Tape both sides

Meets CPSC 16CFR 1201 Cat. I & II impact safety requirements

Mullion bars available for L-GLF100 and L-GLF100-TB - price of lite kit plus \$130 per mullion bar

Torx Security Screws - up to 24" x 24" add \$12, over 24" x 24" add \$24

Minimum 3" width, 12" height; maximum 88" width or height

Odd inch or fractional sizes, use next largest size

STC option - \$13.50 per square ft.

WIDTH

HEIGHT	WIDTH															
	6	8	10	12	14	16	18	20	22	24	26	28	30	32	34	36
12	126	131	135	103	142	146	155	157	159	160	165	170	172	172	172	178
14	114	135	138	142	144	155	157	159	165	165	170	172	172	200	200	211
16	135	138	142	142	155	157	159	165	170	170	170	195	195	200	202	213
18	138	138	148	155	157	159	152	170	170	170	195	195	200	211	233	237
20	138	148	155	157	159	165	170	171	194	195	195	195	233	233	233	237
22	141	127	157	159	165	170	170	194	194	195	195	223	233	233	259	261
24	141	157	159	160	165	170	170	195	195	172	223	237	237	263	263	266
26	139	142	160	165	170	170	195	195	195	210	237	259	263	265	289	290
28	133	160	166	170	172	195	195	195	223	237	259	263	265	289	290	292
30	141	140	170	172	172	195	184	223	233	202	263	265	289	290	315	322
32	160	139	170	172	200	200	185	233	233	230	265	289	290	315	322	324
34	161	154	172	172	200	202	233	233	259	244	289	290	315	322	347	348
36	139	155	172	178	211	213	237	237	261	233	290	292	322	324	348	349
38	164	159	172	207	214	237	241	265	266	291	292	322	324	348	393	422
40	167	172	185	215	215	242	244	267	292	293	323	325	349	394	423	428
42	190	202	211	235	263	270	295	301	329	335	361	392	394	423	428	465
44	195	211	235	241	270	273	301	329	335	361	369	394	423	428	465	471
46	199	213	241	247	273	301	306	335	361	369	394	400	428	465	471	501
48	216	228	256	259	289	316	321	349	381	386	411	440	443	471	501	503
50	225	233	259	289	293	321	349	359	386	411	440	443	471	501	503	529
52	228	237	267	293	321	326	359	386	388	417	443	471	478	503	529	538
54	233	244	271	299	326	336	364	388	417	419	448	478	503	506	538	572
56	239	271	276	304	332	364	366	395	419	448	471	480	506	538	572	579
58	252	282	309	315	341	372	400	426	430	456	486	513	538	550	579	603
60	257	287	315	319	350	378	403	433	459	410	490	516	550	579	603	614
62	262	293	320	351	379	382	412	438	464	474	517	551	557	582	615	643
64	267	298	329	356	382	412	415	442	469	461	529	557	582	615	643	648
66	279	314	344	368	390	424	448	476	505	456	539	564	593	621	648	678
68	286	321	346	372	401	426	454	483	515	539	564	593	621	648	678	685
70	291	323	350	379	403	431	460	492	517	541	570	598	626	656	685	715
72	299	328	356	381	409	438	470	494	519	548	576	603	633	662	692	723

Gray Primer (GPZ) finish standard and will be provided unless one of the following optional finishes is indicated:

Available at no extra charge: (T) Tan (DKB) Dark Bronze (BPR) Beige Primer (matches Steelcraft)
 (CAB) California Bronze (matches Anemostat) (PTY) Putty (matches Anemostat beige)

Add 15% for following finishes:

(B) Brass (Gold) (GBL) Gloss Black (W) White
 (MBL) Matte Black (TBL) Textured Black (ASL) Aluminum Silver
 (WB) Walnut Brown (matches Timely Browntone)
 (MW) Magnolia White (matches Timely Western White)

Galvanneal - Add 20%

Zinc EL-Plate - Add \$400

L-FRA100, L-GLF100, L-GLF100-TB with 1/4" Tempered Glass



L-FRA100, L-GLF100, L-GLF100-TB with 1/4" Wired Glass

L-FRA100, L-GLF100, L-GLF100-TB with 1/4" Wired Glass

Diamond & GT-118 Glazing Tape both sides

Etched with UL fire-rating classification on each piece up to 1,296 sq. inches visible area - 54" max. width or height

Mullion bars available for L-GLF100 and L-GLF100-TB - price of lite kit plus \$130 per mullion bar

Torx Security Screws - up to 24" x 24" add \$12, over 24" x 24" add \$24

Under 4" - call for quote

Odd inch or fractional sizes, use next largest size

STC option - \$13.50 per square ft.

WIDTH

HEIGHT	WIDTH															
	6	8	10	12	14	16	18	20	22	24	26	28	30	32	34	36
6	112	112	112	120	120	129	132	132	136	145	155	161	166	170	175	184
8	112	112	112	125	129	132	132	146	160	167	175	181	186	197	202	210
10	112	112	103	129	132	142	152	168	176	185	193	205	216	223	232	238
12	120	125	129	97	144	156	173	183	193	202	215	228	238	246	254	268
14	108	129	132	144	156	176	187	199	213	223	238	249	258	277	287	307
16	129	132	142	152	176	188	201	217	234	244	255	272	283	299	312	333
18	132	132	154	173	187	201	206	236	248	260	279	291	308	331	347	363
20	132	142	168	183	199	217	236	251	268	283	296	309	343	357	370	387
22	135	121	176	193	213	234	248	268	283	299	313	338	363	378	400	417
24	135	159	185	202	223	244	260	283	299	292	341	371	387	411	427	446
26	133	149	193	215	238	255	279	296	313	328	372	394	415	435	458	476
28	127	172	205	228	249	272	291	309	338	371	394	417	437	462	481	502
30	135	156	216	238	258	283	292	333	363	352	415	437	463	484	511	538
32	154	160	223	246	277	299	305	357	378	378	435	462	484	512	541	564
34	155	179	232	254	287	312	347	370	400	408	458	481	511	541	570	594
36	145	185	238	268	307	333	363	387	417	413	476	502	538	564	594	619
38	173	194	245	287	319	349	379	411	437	469	495	533	560	591	661	698
40	179	212	264	303	330	365	394	426	459	487	526	555	587	658	696	824
42	206	246	297	331	369	404	439	473	511	545	581	622	652	691	819	872
44	214	260	310	345	385	418	457	496	532	569	607	642	683	811	866	906
46	222	266	322	359	398	438	474	516	554	593	630	668	708	856	898	947
48	242	286	344	379	423	464	501	543	589	626	665	708	839	887	938	978
50	254	296	354	399	437	480	523	566	609	649	693	823	873	925	967	1015
52	261	304	368	411	456	496	545	589	626	671	714	855	904	952	1002	1053
54	269	316	379	425	470	516	562	604	651	689	830	885	935	981	1039	1098
56	278	329	391	438	485	537	576	624	668	716	855	910	962	1021	1082	1167
58	294	345	413	457	504	556	604	651	694	833	891	946	1000	1058	1149	1203
60	303	355	425	469	522	572	619	671	719	806	916	972	1036	1095	1183	1244
62	312	366	437	491	542	587	640	689	739	871	946	1011	1067	1157	1224	1285
64	319	375	452	504	555	609	655	707	852	878	978	1040	1098	1199	1262	1320
66	335	396	474	524	572	632	682	736	888	891	1010	1069	1166	1231	1295	1362
68	345	408	482	536	593	645	700	756	915	976	1037	1102	1201	1267	1336	1399
70	354	415	493	551	604	661	718	872	935	997	1064	1130	1231	1301	1370	1426
72	389	457	554	619	686	754	826	890	955	1023	1090	1191	1263	1334	1406	1434

Gray Primer (GPZ) finish standard and will be provided unless one of the following optional finishes is indicated:

Available at no extra charge: (T) Tan (DKB) Dark Bronze (BPR) Beige Primer (matches Steelcraft)
(CAB) California Bronze (matches Anemostat) (PTY) Putty (matches Anemostat beige)

Add 15% for following finishes:

(B) Brass (Gold) (GBL) Gloss Black (W) White
(MBL) Matte Black (TBL) Textured Black (ASL) Aluminum Silver
(WB) Walnut Brown (matches Timely Browntone)
(MW) Magnolia White (matches Timely Western White)
Galvanneal - Add 20% Zinc EL-Plate - Add \$400

**Does NOT comply with IBC 2006 or newer requirements for use in doors or sidelights.
Allowed only in non-hazardous locations defined in IBC**

L-FRA-100 SP w/Superlite™ X90 & GT-116 Glazing Tape

Available Lite Kit Sizes

12" x 12" }
 5" x 35" } *Call for pricing*
 6" x 27" }
 7" x 22" }

Superlite™ X90

3/4" Thick

Call for pricing

GT-116 glazing tape supplied (loose) for both sides:
 Add \$4.25 per Sq. FT.

Available Sizes

11" x 11"
 4" x 34"
 5" x 26"
 6" x 21"

False Mullion Bars

Add \$130 per Mullion Bar to
 Price of L-GLF100, L-GLF100SP,
 L-GLF100-TB, L-GLF100-SP-TB,
 L-SG100, L-SG100-TB series Lite Kits

Add:

G2 = 1 Bar	\$130
G3 = 2 Bars	260
G4 = 2 Bars	260
G6 = 3 Bars	390
G8 = 4 Bars	520
G9 = 4 Bars	520
G10 = 5 Bars	650
G12 = 5 Bars	650
G15 = 6 Bars	780
G18 = 7 Bars	910
G21 = 8 Bars	1,040
G24 = 9 Bars	1,170



G2
(1 Bar)



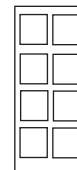
G3
(2 Bars)




G4
(2 Bars)




G6
(3 Bars)



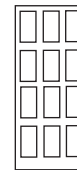
G8
(4 Bars)



G9
(4 Bars)




G10
(5 Bars)




G12
(5 Bars)




G15
(6 Bars)



G18
(7 Bars)



G21
(8 Bars)



G24
(9 Bars)



L-FRA100-SP, L-GLF100-SP, L-GLF100-SP-TB

L-FRA100-SP, L-GLF100-SP, L-GLF100-SP-TB

Lite Kits for Variable Door and Glass Thicknesses

Mullion Bars available for L-GLF100-SP and L-GLF100-SP-TB - price of Lite Kit plus \$130 per Mullion Bar

Torx Security Screws - up to 24" x 24" add \$12, over 24" x 24" add \$24

Minimum: 3" width or height; Maximum 88" width or height

Odd inch and fractional sizes, use next largest even size

Lead lining - \$6 per perimeter inch

STC option - \$13.50 per square ft.

WIDTH

	6	8	10	12	14	16	18	20	22	24	26	28	30	32	34	36
4	90	90	90	96	101	109	119	119	122	125	132	138	143	146	148	154
6	90	90	90	101	101	114	119	119	125	138	141	145	146	146	148	154
8	90	90	90	109	114	119	119	125	138	141	145	146	146	154	154	157
10	90	90	76	114	119	119	125	138	141	145	146	154	154	154	157	157
12	101	109	114	67	119	125	138	141	145	146	146	154	157	157	157	166
14	84	114	119	119	122	138	141	145	146	146	154	157	157	166	166	182
16	114	119	119	119	138	141	145	146	154	154	154	157	157	166	169	185
18	119	119	127	138	141	145	127	154	154	154	157	157	166	182	182	186
20	119	127	138	141	145	146	154	156	156	157	157	157	182	182	182	186
22	124	97	141	145	146	154	154	156	156	157	157	166	182	182	186	190
24	124	141	145	146	146	154	154	157	157	124	166	186	186	193	193	198
26	114	119	146	146	154	154	157	157	157	146	186	186	193	196	198	199
28	105	146	154	154	157	157	157	157	166	186	186	193	196	198	199	202
30	117	116	154	157	157	157	141	166	182	135	193	196	198	199	202	214
32	146	114	154	157	166	166	143	182	182	143	196	198	199	202	214	217
34	148	137	157	157	166	169	182	182	186	164	198	199	202	214	217	219
36	114	138	157	166	182	185	186	186	190	147	199	202	214	217	219	220
38	151	138	157	175	186	186	193	196	198	201	202	214	217	219	286	296
40	156	157	177	188	188	194	198	199	202	204	215	218	220	288	297	305
42	191	202	215	218	227	236	241	249	257	267	272	284	288	297	305	328
44	198	215	218	227	236	241	249	257	267	272	284	288	297	305	328	336
46	204	218	227	236	241	249	257	267	272	284	288	297	305	328	336	347
48	230	241	249	254	265	272	280	288	302	310	313	323	328	336	347	350
50	236	249	254	265	272	280	288	302	310	313	323	328	336	347	350	355
52	241	254	265	272	280	288	302	310	313	323	328	336	347	350	355	370
54	249	265	272	280	288	302	310	313	323	326	336	347	350	355	370	387
56	257	272	280	288	296	310	313	323	326	336	336	350	355	370	387	397
58	276	288	296	304	310	323	331	336	342	347	358	365	370	387	397	400
60	284	296	304	310	323	331	336	347	352	279	365	370	387	397	400	416
62	292	305	312	324	333	337	349	353	360	341	371	389	398	402	418	426
64	299	312	324	333	337	349	353	360	366	321	389	398	402	418	426	434
66	318	336	347	350	349	366	369	378	387	313	405	408	418	426	434	445
68	328	347	350	357	366	369	378	387	402	405	408	418	426	434	445	455
70	336	350	357	366	369	378	387	402	405	408	418	426	434	445	455	466
72	347	357	366	369	378	387	402	405	408	418	426	434	445	455	466	479

HEIGHT

Gray Primer (GPZ) finish standard and will be provided unless one of the following optional finishes is indicated:

Available at no extra charge: (T) Tan (DKB) Dark Bronze (BPR) Beige Primer (matches Steelcraft)
 (CAB) California Bronze (matches Anemostat) (PTY) Putty (matches Anemostat beige)

Add 15% for following finishes:

(B) Brass (Gold) (GBL) Gloss Black (W) White
 (MBL) Matte Black (TBL) Textured Black (ASL) Aluminum Silver
 (WB) Walnut Brown (matches Timely Browntone)
 (MW) Magnolia White (matches Timely Western White)

Galvanneal - Add 20%

Zinc EL-Plate - Add \$400

L-SG100, L-SG100-TB

Lite Kits with Security Grille

Mullion Bars available - price of lite kit plus \$130 per Mullion Bar

Torx Security Screws - up to 24" x 24" add \$12, over 24" x 24" add \$24

Minimum 3" width or height; maximum 48" width x 88" height

Odd inch and fractional sizes, use next largest even size

Lead lining - \$6 per perimeter inch

STC option - \$13.50 per square ft.

WIDTH

	6	8	10	12	14	16	18	20	22	24	26	28	30	32	34	36
4	233	233	233	233	233	238	244	248	254	262	270	276	280	295	298	306
6	233	233	233	233	238	242	248	254	262	270	276	280	295	298	306	315
8	233	233	233	233	242	248	254	262	270	276	280	295	298	306	315	323
10	233	233	233	238	248	254	262	270	276	280	295	298	306	315	323	333
12	233	233	238	240	254	262	270	276	280	295	298	306	315	323	333	344
14	238	242	248	254	262	270	276	280	295	298	306	315	323	333	344	453
16	242	248	254	262	270	276	280	295	298	306	315	323	333	344	453	510
18	248	254	262	270	276	280	295	298	306	315	323	333	344	453	510	529
20	254	262	270	276	280	295	298	306	315	323	333	344	453	510	529	561
22	262	270	276	280	295	298	306	315	323	333	344	453	510	529	561	574
24	270	276	280	295	298	306	315	323	333	428	453	510	529	561	574	595
26	276	280	295	298	306	315	323	333	344	453	510	529	561	574	595	666
28	280	295	298	306	315	323	333	344	453	510	529	561	574	595	666	698
30	295	298	306	315	323	333	344	453	510	529	561	574	595	666	698	717
32	298	306	315	323	333	344	453	510	529	561	574	595	666	698	717	751
34	306	315	323	333	344	453	510	529	561	574	595	666	698	717	751	766
36	315	323	333	344	453	510	529	561	574	595	666	698	717	751	766	795
38	323	333	344	453	510	529	561	574	595	666	698	717	751	766	795	840
40	334	345	454	512	530	562	575	596	667	699	718	752	767	796	841	854
42	345	454	512	530	562	575	596	667	699	718	752	767	796	841	854	884
44	454	512	530	562	575	596	667	699	718	752	767	796	841	854	884	909
46	512	530	562	575	596	667	699	718	752	767	796	841	854	884	909	931
48	530	562	575	596	667	699	718	752	767	796	841	854	884	909	931	951
50	562	575	596	667	699	718	752	767	796	841	854	884	909	931	951	987
52	575	596	667	699	718	752	767	796	841	854	884	909	931	951	987	1010
54	596	667	699	718	752	767	796	841	854	884	909	931	951	987	1010	1030
56	667	699	718	752	767	796	841	854	884	909	931	951	987	1010	1030	1062
58	699	718	752	767	796	841	854	884	909	931	951	987	1010	1030	1062	1082
60	718	752	767	796	841	854	884	909	931	951	987	1010	1030	1062	1082	1114
62	753	768	797	842	855	885	910	932	952	988	1011	1031	1063	1083	1115	1177
64	768	797	842	855	885	910	932	952	988	1011	1031	1063	1083	1115	1177	1234
66	797	842	855	885	910	932	952	988	1011	1031	1063	1083	1115	1177	1234	1295
68	842	855	885	910	932	952	988	1011	1031	1063	1083	1115	1177	1234	1295	1359
70	855	885	910	932	952	988	1011	1031	1063	1083	1115	1177	1234	1295	1359	1426
72	885	910	932	952	988	1011	1031	1119	1083	1115	1177	1234	1295	1359	1426	1482

Gray Primer (GPZ) finish standard and will be provided unless one of the following optional finishes is indicated:

Available at no extra charge: (T) Tan (DKB) Dark Bronze (BPR) Beige Primer (matches Steelcraft)
 (CAB) California Bronze (matches Anemostat) (PTY) Putty (matches Anemostat beige)

Add 15% for following finishes:

(B) Brass (Gold) (GBL) Gloss Black (W) White
 (MBL) Matte Black (TBL) Textured Black (ASL) Aluminum Silver
 (WB) Walnut Brown (matches Timely Browntone)
 (MW) Magnolia White (matches Timely Western White)

Galvanneal - Add 20%

Zinc EL-Plate - Add \$400



L-CVFM-SS

Stainless Steel Lite Kits

Torx Security Screws - up to 24" x 24" add \$12, over 24" x 24" add \$24

Minimum 3" width or height; maximum 88" width or height

Odd inch and fractional sizes, use next largest even size

Lead lining - \$6 per perimeter inch

STC option - \$13.50 per square ft.

WIDTH

	6	8	10	12	14	16	18	20	22	24	26	28	30	32	34	36
4	260	260	260	279	294	313	343	343	353	362	382	397	411	421	426	446
6	260	260	260	294	294	328	343	343	362	397	406	416	421	421	426	446
8	260	260	260	313	328	343	343	362	397	406	416	421	421	446	446	455
10	260	260	215	328	343	343	362	397	406	416	421	446	446	446	455	455
12	294	313	328	201	343	362	397	406	416	421	421	446	455	455	455	480
14	245	328	343	343	353	397	406	416	421	421	446	455	455	480	480	524
16	328	343	343	343	397	406	416	421	446	446	446	455	455	480	490	534
18	343	318	367	397	406	416	348	446	446	446	455	455	480	524	524	539
20	343	367	397	406	416	421	446	451	451	455	455	455	524	524	524	539
22	358	289	406	416	421	446	446	451	451	455	455	480	524	524	539	548
24	318	406	416	421	421	446	446	455	455	372	480	539	539	558	558	573
26	338	353	421	421	446	446	455	455	455	421	539	539	558	568	573	578
28	313	421	446	446	455	455	455	455	480	539	539	558	568	573	578	588
30	348	343	446	455	455	455	402	480	524	402	558	568	573	578	588	617
32	421	343	446	455	480	480	406	524	524	426	568	573	578	588	617	627
34	426	402	455	455	480	490	524	524	539	485	573	578	588	617	627	632
36	343	406	455	480	524	534	539	539	548	441	578	588	617	627	632	637
38	436	406	455	504	539	539	558	568	573	583	588	617	627	632	828	857
40	447	452	505	540	540	559	569	574	584	589	618	628	633	829	858	883
42	550	584	618	628	652	682	692	716	741	770	785	819	829	858	883	946
44	569	618	628	652	682	692	716	741	770	785	819	829	858	883	946	971
46	589	628	652	682	692	716	741	770	785	819	829	858	883	946	971	1000
48	662	692	716	731	765	785	804	829	873	892	902	932	946	971	1000	1010
50	682	716	731	765	785	804	829	873	892	902	932	946	971	1000	1010	1025
52	692	731	765	785	804	829	873	892	902	932	946	971	1000	1010	1025	1069
54	716	765	785	804	829	873	892	902	932	941	971	1000	1010	1025	1069	1118
56	741	785	804	829	853	892	902	932	941	799	971	1010	1025	1069	1118	1147
58	794	829	853	878	892	932	956	971	985	1000	1034	1054	1069	1118	1147	1157
60	819	853	878	892	932	956	971	1000	1015	834	1054	1069	1118	1147	1157	1201
62	840	879	893	933	957	972	1001	1016	1035	982	1070	1119	1148	1158	1202	1226
64	859	893	933	957	972	1001	1016	1035	1055	937	1119	1148	1158	1202	1226	1251
66	913	967	996	1006	1001	1055	1065	1084	1114	913	1168	1177	1202	1226	1251	1280
68	942	996	1006	1026	1055	1065	1084	1114	1158	1168	1177	1202	1226	1251	1280	1310
70	967	1006	1026	1055	1065	1084	1114	1158	1168	1177	1202	1226	1251	1280	1310	1344
72	996	1026	1055	1065	1084	1114	1158	1168	1177	1202	1226	1251	1280	1310	1344	1378

HEIGHT

Stainless steel material - #4 finish standard and will be provided unless one of the following optional finishes is indicated:

Add 15% for following finishes:

- | | | | |
|-------|---------------------------------------|-------|---|
| (T) | Tan | (DKB) | Dark Bronze |
| (B) | Brass (Gold) | (GBL) | Gloss Black |
| (W) | White | (MBL) | Matte Black |
| (TBL) | Textured Black | (ASL) | Aluminum Silver |
| (PTY) | Putty (matches Anemostat Beige) | (GPZ) | Gray Primer |
| (BPR) | Beige Primer (matches Steelcraft) | (MW) | Magnolia White (matches Timely Western White) |
| (CAB) | California Bronze (matches Anemostat) | (WB) | Walnut Brown (matches Timely Browntone) |

L-VGLF Security Lite Kits

Complete Kit shipped including polycarbonate plastic, silicone sealant, fasteners and installation instructions.

L-VGLF- PZ 9x9 (1/2" Polycarbonate)	\$212
L-VGLF- MD 9x9 (1/2" Polycarbonate)	\$257
L-VGLF- MDL 12x12 (1/2" Polycarbonate)	\$344
L-VGLF- WD 9x5 (1/2" Polycarbonate)	\$205
L-VGLF- OG 9x9 (1/2" Polycarbonate)	\$237
L-VGLF- SF 11x11 (1/4" Polycarbonate)	\$316

For torx security screws add \$8
 Zinc EL-Plate - Add \$400

Gray Primer (GPZ) finish standard and will be provided unless one of the following optional finishes is indicated:

Available at no extra charge:

- (T) Tan (DKB) Dark Bronze
- (BPR) Beige Primer (matches Steelcraft)
- (PTY) Putty (matches Anemostat Beige)
- (CAB) California Bronze (matches Anemostat)

Add 15% for following finishes:

- (B) Brass (Gold) (GBL) Gloss Black
- (W) White (MBL) Matte Black
- (TBL) Textured Black (ASL) Aluminum Silver
- (WB) Walnut Brown (matches Timely Browntone)
- (MW) Magnolia White (matches Timely Western White)

Round Lite Kits

	Size	Gray Primer
L-FRA100-RD-12	12"	\$285
L-FRA100-RD-18	18"	\$585
L-FRA100-RD-24	24"	\$640

Add 15% for following finishes: (T) Tan (PTY) Putty (matches Anemostat Beige)
 (W) White (DKB) Dark Bronze (CAB) California Bronze (matches Anemostat)
 (B) Brass (Gold) (GBL) Gloss Black (BPR) Beige Primer (matches Steelcraft)
 (MBL) Matte Black (TBL) Textured Black (WB) Walnut Brown (matches Timely Browntone)
 (ASL) Aluminum Silver (MW) Magnolia White (matches Timely Western White)

Zinc - EL plate - Add \$400
 Galvanneal - Add 20%



L-700-RX, L-700-RX-TB, L-700-A, L-700-B, L-700-BF, L-700-C

Steel Louvers

Non-removable aluminum insect screen - Add \$12.50 per square foot.
 Torx Security Screws - up to 24" x 24" add \$12, over 24" x 24" add \$24
 Minimum 6" width x 4" height; maximum 88" width or height
 Odd inch and fractional sizes, use next largest even size
 Thru Bolts (TB) - no extra charge
 Auxiliary inside frame for L-700-BF \$48

WIDTH

HEIGHT	WIDTH															
	6	8	10	12	14	16	18	20	22	24	26	28	30	32	34	36
4	67	73	77	78	80	81	88	92	97	100	104	112	118	127	131	134
6	73	77	78	80	81	88	92	97	100	104	112	118	127	131	134	146
8	77	78	80	80	88	92	97	100	104	112	118	127	131	134	146	153
10	78	80	81	88	92	97	100	104	112	118	127	131	134	146	153	167
12	80	81	88	72	97	99	87	112	118	100	131	134	146	153	167	180
14	81	88	92	97	100	104	112	118	127	131	134	146	153	167	180	190
16	88	92	97	100	104	111	118	127	131	134	146	153	167	180	190	214
18	92	97	100	102	112	118	101	131	134	115	153	167	180	190	214	223
20	97	100	104	112	118	127	131	134	146	153	167	180	190	214	223	240
22	100	104	112	118	127	131	134	146	153	167	180	190	214	223	240	252
24	104	112	118	127	131	134	144	153	167	140	190	214	223	240	252	270
26	112	118	127	131	134	146	153	167	180	190	214	223	240	252	270	291
28	118	127	131	134	146	153	167	180	190	214	223	240	252	270	291	310
30	127	131	134	146	153	167	180	190	214	223	240	252	270	291	310	327
32	131	134	146	153	167	180	190	214	223	240	252	270	291	310	327	344
34	134	146	153	167	180	190	214	223	240	252	270	291	310	327	344	360
36	146	153	167	180	190	214	223	240	252	270	291	310	327	344	360	379
38	156	169	185	193	220	229	243	257	279	297	314	335	349	367	389	402
40	172	188	196	223	232	246	260	282	300	317	338	352	371	392	405	421
42	188	196	223	232	246	260	282	300	317	338	352	371	392	405	421	435
44	196	223	232	246	260	282	300	317	338	352	371	392	405	421	435	447
46	223	232	246	260	282	300	317	338	352	371	392	405	421	435	447	462
48	232	246	260	282	300	317	338	352	371	392	405	421	435	447	462	473
50	246	260	282	300	317	338	352	371	392	405	421	435	447	462	473	488
52	260	282	300	317	338	352	371	392	405	421	435	447	462	473	488	502
54	282	300	317	338	352	371	392	405	421	435	447	462	473	488	502	515
56	300	317	338	352	371	392	405	421	435	447	462	473	488	502	515	527
58	317	338	352	371	392	405	421	435	447	462	473	488	502	515	527	538
60	338	352	371	392	405	421	435	447	462	409	488	502	515	527	538	553
62	356	375	396	409	425	439	451	466	478	493	506	519	531	542	557	634
64	375	396	409	425	439	451	466	478	493	480	519	531	542	557	634	653
66	396	409	425	439	451	466	478	482	506	493	528	542	557	634	653	681
68	409	425	439	451	466	478	493	506	519	531	542	557	634	653	681	713
70	425	439	451	466	478	493	506	519	531	542	557	634	653	681	713	792
72	439	451	466	478	493	506	519	531	542	557	634	653	681	713	792	832

Gray Primer (GPZ) finish standard and will be provided unless one of the following optional finishes is indicated:

Available at no extra charge: (T) Tan (DKB) Dark Bronze (BPR) Beige Primer (matches Steelcraft)
 (CAB) California Bronze (matches Anemostat) (PTY) Putty (matches Anemostat beige)

Add 15% for following finishes:

(B) Brass (Gold) (GBL) Gloss Black (W) White
 (MBL) Matte Black (TBL) Textured Black (ASL) Aluminum Silver
 (WB) Walnut Brown (matches Timely Browntone)
 (MW) Magnolia White (matches Timely Western White)

Galvanneal - Add 20%

Zinc EL-Plate - Add \$400

L-A700-A, L-A700-B, L-A700-BF, L-A700-C

Aluminum Louvers

Non-removable aluminum insect screen - add \$12.50 per square foot.
 Torx Security Screws - up to 24" x 24" add \$12, over 24" x 24" add \$24
 Minimum 6" width or height; maximum 88" width or height
 Odd inch and fractional sizes, use next largest even size
 Thru-bolts (TB) no extra charge.
 Auxiliary inside frame for L-A700-BF \$96

WIDTH

	6	8	10	12	14	16	18	20	22	24	26	28	30	32	34	36
6	220	220	220	222	229	237	239	252	264	265	277	283	304	315	333	362
8	220	220	222	229	237	239	252	264	265	277	283	304	315	333	362	380
10	220	222	229	237	239	252	264	265	277	283	304	315	333	362	380	415
12	222	229	237	239	252	264	265	277	283	304	315	333	362	380	415	460
14	229	237	239	252	264	265	277	283	304	315	333	362	380	415	460	464
16	237	239	252	264	265	277	283	304	315	333	362	380	415	460	464	525
18	239	252	264	265	277	283	304	315	333	362	380	415	460	464	525	559
20	252	264	265	277	283	304	315	333	362	380	415	460	464	525	559	594
22	264	265	277	283	304	315	333	362	380	415	460	464	525	559	594	625
24	265	277	283	304	315	333	362	380	415	434	464	525	559	594	625	684
26	277	283	304	315	333	362	380	415	460	464	525	559	594	625	684	721
28	283	304	315	333	362	380	415	460	464	525	559	594	625	684	721	769
30	304	315	333	362	380	415	460	464	525	559	594	625	684	721	769	811
32	315	333	362	380	415	460	464	525	559	594	625	684	721	769	811	856
34	333	362	380	415	460	464	525	559	594	625	684	721	769	811	856	911
36	362	380	415	460	464	525	559	594	625	684	721	769	811	856	911	954
38	380	415	460	464	525	559	594	625	684	721	769	811	856	911	954	998
40	418	463	468	528	562	597	628	687	724	773	814	859	914	957	1002	1036
42	463	468	528	562	597	628	687	724	773	814	859	914	957	1002	1036	1066
44	468	528	562	597	628	687	724	773	814	859	914	957	1002	1036	1066	1104
46	528	562	597	628	687	724	773	814	859	914	957	1002	1036	1066	1104	1137
48	562	597	628	687	724	773	814	859	914	957	1002	1036	1066	1104	1137	1164
50	597	628	687	724	773	814	859	914	957	1002	1036	1066	1104	1137	1164	1197
52	628	687	724	773	814	859	914	957	1002	1036	1066	1104	1137	1164	1197	1241
54	687	724	773	814	859	914	957	1002	1036	1066	1104	1137	1164	1197	1241	1267
56	724	773	814	859	914	957	1002	1036	1066	1104	1137	1164	1197	1241	1267	1299
58	773	814	859	914	957	1002	1036	1066	1104	1137	1164	1197	1241	1267	1299	1330
60	814	859	914	957	1002	1036	1066	1104	1137	1164	1197	1241	1267	1299	1330	1358
62	864	918	961	1006	1040	1070	1108	1141	1169	1201	1246	1272	1303	1335	1362	1556
64	918	961	1006	1040	1070	1108	1141	1169	1201	1246	1272	1303	1335	1362	1556	1610
66	961	1006	1040	1070	1108	1141	1169	1201	1246	1272	1303	1335	1362	1556	1610	1695
68	1006	1040	1070	1108	1141	1169	1201	1246	1272	1303	1335	1362	1556	1610	1695	1776
70	1040	1070	1108	1141	1169	1201	1246	1272	1303	1335	1362	1556	1610	1695	1776	1980
72	1070	1108	1141	1169	1201	1246	1272	1303	1335	1362	1556	1610	1695	1776	1980	2122

Aluminum material - Aluminum Silver (ASL) finish standard and will be provided unless one of the following optional finishes is indicated:

Available at no extra charge:

- | | |
|-------------------|---|
| (T) Tan | (BPR) Beige Primer (matches Steelcraft) |
| (DKB) Dark Bronze | (PTY) Putty (matches Anemostat Beige) |
| (GPZ) Gray Primer | (CAB) California Bronze (matches Anemostat) |

Add 15% for following finishes:

- | | |
|--|----------------------|
| (GBL) Gloss Black | (MBL) Matte Black |
| (B) Brass (Gold) | (TBL) Textured Black |
| (W) White | |
| (MW) Magnolia White (matches Timely Western White) | |
| (WB) Walnut Brown (matches Timely Browntone) | |



L-1800 Adjustable Blade Louver

L-1900 Fire-rated Fusible Link Louver

		W I D T H							
		10	12	14	16	18	20	22	24
H E I G H T	6	235	241	251	259	267	282	287	294
	8	241	251	259	267	282	287	294	307
	10	251	259	267	282	287	294	307	310
	12	259	208	282	287	226	307	310	246
	14	266	295	299	307	312	318	321	326
	16	295	307	320	325	329	345	353	360
	18	307	320	325	329	260	353	360	353
	20	320	325	329	356	358	360	366	369
	22	325	329	356	360	366	369	373	376
	24	329	356	360	366	373	374	376	290
	26	356	366	374	376	388	397	405	415
	28	366	376	388	397	405	415	424	434
	30	376	397	405	415	424	434	444	454

Non-removable aluminum insect screen - add \$12.50 per square foot.

Torx Security Screws - up to 24" x 24" add \$12.

Minimum size 10" width x 6" height; maximum 24" width x 30" height

Odd inch sizes, use next largest even size. Fractional sizes not available.

Gray Primer (GPZ) finish standard and will be provided unless one of the following optional finishes is indicated:

Available at no extra charge: (T) Tan (DKB) Dark Bronze (BPR) Beige Primer (matches Steelcraft)

(CAB) California Bronze (matches Anemostat) (PTY) Putty (matches Anemostat beige)

Add 15% for following finishes:

- (B) Brass (Gold) (GBL) Gloss Black (W) White
- (MBL) Matte Black (TBL) Textured Black (ASL) Aluminum Silver
- (WB) Walnut Brown (matches Timely Browntone)
- (MW) Magnolia White (matches Timely Western White)

Galvanneal - Add 20%

Replacement Fusible Links \$20

L-75-A, L-75-B, L-75-BF

Darkroom Louvers

Non-removable aluminum insect screen - add \$12.50 per square foot
 Torx Security Screws - up to 24" x 24" add \$12, over 24" x 24" add \$24
 Minimum 6" width x 4" height; maximum 88" width or height
 Odd inch and fractional sizes, use next largest even size
 Thru-bolts (TB) no extra charge

WIDTH

		6	8	10	12	14	16	18	20	22	24	26	28	30	32	34	36
HEIGHT	4	250	250	250	250	257	261	270	274	291	306	364	397	436	446	516	572
	6	250	250	250	257	261	270	274	291	306	364	397	436	446	516	572	608
	8	250	250	257	261	270	274	291	306	364	397	436	446	516	572	608	716
	10	250	257	261	270	274	291	306	364	397	436	446	516	572	608	716	733
	12	257	261	270	274	291	306	364	397	436	446	516	572	608	716	733	743
	14	261	270	274	291	306	364	397	436	446	516	572	608	716	733	743	820
	16	270	274	291	306	364	397	436	446	516	572	608	716	733	743	820	917
	18	274	291	306	364	397	436	446	516	572	608	716	733	743	820	917	950
	20	291	306	364	397	436	446	516	572	608	716	733	743	820	917	950	1044
	22	306	364	397	436	446	516	572	608	716	733	743	820	917	950	1044	1080
	24	364	397	436	446	516	572	608	716	733	743	820	917	950	1044	1080	1141
	26	397	436	446	516	572	608	716	733	743	820	917	950	1044	1080	1141	1205
	28	436	446	516	572	608	716	733	743	820	917	950	1044	1080	1141	1205	1260
	30	446	516	572	608	716	733	743	820	917	950	1044	1080	1141	1205	1260	1299
	32	516	572	608	716	733	743	820	917	950	1044	1080	1141	1205	1260	1299	1360
	34	572	608	716	733	743	820	917	950	1044	1080	1141	1205	1260	1299	1360	1415
	36	608	716	733	743	820	917	950	1044	1080	1141	1205	1260	1299	1360	1415	1491
	38	716	733	743	820	917	950	1044	1080	1141	1205	1260	1299	1360	1415	1491	1528
	40	733	743	820	917	950	1044	1080	1141	1205	1260	1299	1360	1415	1491	1528	1597
	42	743	820	917	950	1044	1080	1141	1205	1260	1299	1360	1415	1491	1528	1597	1667
	44	820	917	950	1044	1080	1141	1205	1260	1299	1360	1415	1491	1528	1597	1667	1724
	46	917	950	1044	1080	1141	1205	1260	1299	1360	1415	1491	1528	1597	1667	1724	1794
48	950	1044	1080	1141	1205	1260	1299	1360	1415	1491	1528	1597	1667	1724	1794	1842	
50	1044	1080	1141	1205	1260	1299	1360	1415	1491	1528	1597	1667	1724	1794	1842	1920	
52	1080	1141	1205	1260	1299	1360	1415	1491	1528	1597	1667	1724	1794	1842	1920	1981	
54	1141	1205	1260	1299	1360	1415	1491	1528	1597	1667	1724	1794	1842	1920	1981	2053	
56	1205	1260	1299	1360	1415	1491	1528	1597	1667	1724	1794	1842	1920	1981	2053	2127	
58	1260	1299	1360	1415	1491	1528	1597	1667	1724	1794	1842	1920	1981	2053	2127	2195	
60	1299	1360	1415	1491	1528	1597	1667	1724	1794	1842	1920	1981	2053	2127	2195	2276	
62	1360	1415	1491	1528	1597	1667	1724	1794	1842	1920	1981	2053	2127	2195	2276	2345	
64	1415	1491	1528	1597	1667	1724	1794	1842	1920	1981	2053	2127	2195	2276	2345	2454	
66	1491	1528	1597	1667	1724	1794	1842	1920	1981	2053	2127	2195	2276	2345	2454	2560	
68	1528	1597	1667	1724	1794	1842	1920	1981	2053	2127	2195	2276	2345	2454	2560	2668	
70	1597	1667	1724	1794	1842	1920	1981	2053	2127	2195	2276	2345	2454	2560	2668	2773	
72	1667	1724	1794	1842	1920	1981	2053	2127	2195	2276	2345	2454	2560	2668	2773	2881	

Textured Black (TBL) finish standard and will be provided unless one of the following optional finishes is indicated:

Available at no extra charge: (T) Tan (DKB) Dark Bronze (BPR) Beige Primer (matches Steelcraft)
 (CAB) California Bronze (matches Anemostat) (PTY) Putty (matches Anemostat beige)

Add 15% for following finishes:

- (B) Brass (Gold) (GBL) Gloss Black (W) White
- (MBL) Matte Black (ASL) Aluminum Silver
- (WB) Walnut Brown (matches Timely Browntone)
- (MW) Magnolia White (matches Timely Western White)

Zinc EL-Plate - Add \$400



Louvers with Security Grille

L-VRSG-2, L-VRSG-2-TB

L-VRSG-2, L-VRSG-2-TB

Louvers with Security Grille

Non-removable aluminum insect screen - Add \$12.50 per square foot.
 Torx Security Screws - up to 24" x 24" add \$12, over 24" x 24" add \$24
 Minimum 6" width x 4" height; maximum 48" width x 88" height
 Odd inch and fractional sizes, use next largest even size

WIDTH

	6	8	10	12	14	16	18	20	22	24	26	28	30	32	34	36
4	134	135	144	148	159	165	172	175	186	194	195	198	206	216	229	242
6	135	144	148	159	165	172	175	184	194	195	198	206	216	229	242	268
8	144	148	159	165	172	175	184	194	195	198	206	216	229	242	268	289
10	148	159	165	172	175	184	194	195	198	206	216	229	242	268	289	299
12	159	165	172	172	184	194	193	198	206	210	229	242	268	289	299	301
14	165	172	175	184	194	195	198	206	216	229	242	268	289	299	301	343
16	172	175	184	194	195	198	206	216	229	242	268	289	299	301	343	376
18	175	184	194	195	198	206	210	229	242	268	289	299	301	343	376	395
20	184	194	195	198	206	216	229	242	268	289	299	301	343	376	395	434
22	194	195	198	206	216	229	242	268	289	299	301	343	376	395	434	459
24	195	198	206	216	229	242	268	289	299	301	343	376	395	434	459	495
26	198	206	216	229	242	268	289	299	301	343	376	395	434	459	495	516
28	206	216	229	242	268	289	299	301	343	376	395	434	459	495	516	542
30	216	229	242	268	289	299	301	343	376	395	434	459	495	516	542	578
32	229	242	268	289	299	301	343	376	395	434	459	495	516	542	578	605
34	242	268	289	299	301	343	376	395	434	459	495	516	542	578	605	637
36	268	289	299	301	343	376	395	434	459	495	516	542	578	605	637	662
38	289	299	301	343	376	395	434	459	495	516	542	578	605	637	662	682
40	299	301	343	376	395	434	459	495	516	542	578	605	637	662	682	704
42	301	343	376	395	434	459	495	516	542	578	605	637	662	682	704	723
44	343	376	395	434	459	495	516	542	578	605	637	662	682	704	723	734
46	376	395	434	459	495	516	542	578	605	637	662	682	704	723	734	767
48	395	434	459	495	516	542	578	605	637	662	682	704	723	734	767	788
50	434	459	495	516	542	578	605	637	662	682	704	723	734	767	788	794
52	459	495	516	542	578	605	637	662	682	704	723	734	767	788	794	803
54	495	516	542	578	605	637	662	682	704	723	734	767	788	794	803	812
56	516	542	578	605	637	662	682	704	723	734	767	788	794	803	812	830
58	542	578	605	637	662	682	704	723	734	767	788	794	803	812	830	901
60	578	605	637	662	682	704	723	734	767	788	794	803	812	830	901	927
62	605	637	662	682	704	723	734	767	788	794	803	812	830	901	927	951
64	637	662	682	704	723	734	767	788	794	803	812	830	901	927	951	986
66	662	682	704	723	734	767	788	794	803	812	830	901	927	951	986	993
68	682	704	723	734	767	788	794	803	812	830	901	927	951	986	993	1018
70	704	723	734	767	788	794	803	812	830	901	927	951	986	993	1018	1038
72	723	734	767	788	794	803	812	830	901	927	951	986	993	1018	1038	1062

Gray Primer (GPZ) finish standard and will be provided unless one of the following optional finishes is indicated:

Available at no extra charge: (T) Tan (DKB) Dark Bronze (BPR) Beige Primer (matches Steelcraft)
 (CAB) California Bronze (matches Anemostat) (PTY) Putty (matches Anemostat beige)

Add 15% for following finishes:

- (B) Brass (Gold) (GBL) Gloss Black (W) White
- (MBL) Matte Black (TBL) Textured Black (ASL) Aluminum Silver
- (WB) Walnut Brown (matches Timely Browntone)
- (MW) Magnolia White (matches Timely Western White)

Galvanneal - Add 20%

Zinc EL-Plate -Add \$400

L-VRSG-3, L-VRSG-3-TB

Louvers with Security Grille both Sides

Non-removable aluminum insect screen - Add \$12.50 per square foot
 Torx Security Screws - up to 24" x 24" add \$12, over 24" x 24" add \$24
 Minimum 6" width x 4" height; maximum 48" width x 88" height
 Odd inch and fractional sizes, use next largest even size

WIDTH

	6	8	10	12	14	16	18	20	22	24	26	28	30	32	34	36
4	147	152	154	158	175	178	189	194	199	219	222	231	247	261	280	291
6	152	154	158	175	178	189	194	199	219	222	231	247	261	280	291	320
8	154	158	174	178	189	194	199	219	222	231	247	261	280	291	320	341
10	158	175	178	189	194	199	219	222	231	247	261	280	291	320	341	355
12	175	178	189	189	199	219	217	231	247	255	280	291	320	341	355	407
14	178	189	194	199	219	222	231	247	261	280	291	320	341	355	407	424
16	189	194	199	219	222	231	247	261	280	291	320	341	355	407	424	456
18	194	199	219	222	231	247	255	280	291	317	341	355	407	424	456	478
20	199	219	222	231	247	261	280	291	320	341	355	407	424	456	478	519
22	219	222	231	247	261	280	291	320	341	355	407	424	456	478	519	553
24	222	231	247	261	280	291	320	341	355	407	424	456	478	519	553	583
26	231	247	261	280	291	320	341	355	407	424	456	478	519	553	583	615
28	247	261	280	291	320	341	355	407	424	456	478	519	553	583	615	673
30	261	280	291	320	341	355	407	424	456	478	519	553	583	615	673	683
32	280	291	320	341	355	407	424	456	478	519	553	583	615	673	683	717
34	291	320	341	355	407	424	456	478	519	553	583	615	673	683	717	749
36	320	341	355	407	424	456	478	519	553	583	615	673	683	717	749	780
38	341	355	407	424	456	478	519	553	583	615	673	683	717	749	780	803
40	355	407	424	456	478	519	553	583	615	673	683	717	749	780	803	830
42	407	424	456	478	519	553	583	615	673	683	717	749	780	803	830	850
44	424	456	478	519	553	583	615	673	683	717	749	780	803	830	850	864
46	456	478	519	553	583	615	673	683	717	749	780	803	830	850	864	900
48	478	519	553	583	615	673	683	717	749	780	803	830	850	864	900	944
50	519	553	583	615	673	683	717	749	780	803	830	850	864	900	944	960
52	553	583	615	673	683	717	749	780	803	830	850	864	900	944	960	969
54	583	615	673	683	717	749	780	803	830	850	864	900	944	960	969	992
56	615	673	683	717	749	780	803	830	850	864	900	944	960	969	992	1017
58	673	683	717	749	780	803	830	850	864	900	944	960	969	992	1017	1163
60	683	717	749	780	803	830	850	864	900	944	960	969	992	1017	1163	1195
62	717	749	780	803	830	850	864	900	944	960	969	992	1017	1163	1195	1258
64	749	780	803	830	850	864	900	944	960	969	992	1017	1163	1195	1258	1305
66	780	803	830	850	864	900	944	960	969	992	1017	1163	1195	1258	1305	1319
68	803	830	850	864	900	944	960	969	992	1017	1163	1195	1258	1305	1319	1349
70	830	850	864	900	944	960	969	992	1017	1163	1195	1258	1305	1319	1349	1378
72	850	864	900	944	960	969	992	1017	1163	1195	1258	1305	1319	1349	1378	1420

Gray Primer (GPZ) finish standard and will be provided unless one of the following optional finishes is indicated:

Available at no extra charge: (T) Tan (DKB) Dark Bronze (BPR) Beige Primer (matches Steelcraft)
 (CAB) California Bronze (matches Anemostat) (PTY) Putty (matches Anemostat beige)

Add 15% for following finishes:

(B) Brass (Gold) (GBL) Gloss Black (W) White
 (MBL) Matte Black (TBL) Textured Black (ASL) Aluminum Silver
 (WB) Walnut Brown (matches Timely Browntone)
 (MW) Magnolia White (matches Timely Western White)

Galvanneal - Add 20%
 Zinc EL-Plate - Add \$400



SuperLite™ I-W

Safety Wired Glass

U.S. Patent No. 7,090,906

Meets CPSC 16CFR 1201 category II impact safety requirements
 Etched with UL Fire-rating classification on each piece
 Odd inch or fractional sizes, use next largest size
 Under 3" - call for quote

Full sheet = 57" x 100"

WIDTH

HEIGHT

	5	6	7	8	10	12	14	16	18	20	22	24	26	28	30	32	34	36	
4	105	105	105	105	105	105	105	105	105	105	105	105	105	105	105	105	105	105	105
6	105	105	105	105	105	105	105	105	105	105	105	105	114	123	131	140	149	158	158
8	105	105	105	105	105	105	105	105	105	117	128	140	152	163	175	187	198	210	210
10	105	105	105	105	105	105	105	117	131	146	160	175	190	204	219	233	248	263	263
12	105	105	105	105	105	105	123	140	158	175	193	210	228	245	263	280	298	315	315
14	105	105	105	105	105	123	143	163	184	204	225	245	265	286	306	327	347	368	368
16	105	105	105	105	117	140	163	187	210	233	257	280	303	327	350	373	397	420	420
18	105	105	105	105	131	158	184	210	236	263	289	315	341	368	394	420	446	473	473
20	105	105	105	117	146	175	204	233	263	292	321	350	379	408	438	467	496	525	525
22	105	105	105	128	160	193	225	257	289	321	353	385	417	449	481	513	545	578	578
24	105	105	123	140	175	210	245	280	315	350	385	420	455	490	525	560	595	630	630
26	105	114	133	152	190	228	265	303	341	379	417	455	493	531	569	607	645	683	683
28	105	123	143	163	204	245	286	327	368	408	449	490	531	572	613	653	694	735	735
30	105	131	153	175	219	263	306	350	394	438	481	525	569	613	656	700	744	788	788
32	105	140	163	187	233	280	327	373	420	467	513	560	607	653	700	747	793	840	840
34	105	149	174	198	248	298	347	397	446	496	545	595	645	694	744	793	843	893	893
36	131	158	184	210	263	315	368	420	473	525	578	630	683	735	788	840	893	945	945
38	139	166	194	222	277	333	388	443	499	554	610	665	720	776	831	887	942	998	998
40	146	175	204	233	292	350	408	467	525	583	642	700	758	817	875	933	992	1260	1260
42	153	184	214	245	306	368	429	490	551	613	674	735	796	858	919	980	1250	1323	1323
44	160	193	225	257	321	385	449	513	578	642	706	770	834	898	963	1232	1309	1386	1386
46	168	201	235	268	335	403	470	537	604	671	738	805	872	939	1006	1288	1369	1449	1449
48	175	210	245	280	350	420	490	560	630	700	770	840	910	980	1260	1344	1428	1512	1512
50	182	219	255	292	365	438	510	583	656	729	802	875	948	1225	1313	1400	1488	1575	1575
52	190	228	265	303	379	455	531	607	683	758	834	910	986	1274	1365	1456	1547	1638	1638
54	197	236	276	315	394	473	551	630	709	788	866	945	1229	1323	1418	1512	1607	1701	1701
56	204	245	286	327	408	490	572	653	735	817	898	980	1274	1372	1470	1568	1666	1838	1838
58	211	254	296	338	423	508	592	677	761	846	930	1218	1320	1421	1523	1624	1797	1903	1903
60	219	263	306	350	438	525	613	700	788	875	963	1260	1365	1470	1575	1680	1859	1969	1969
62	226	271	316	362	452	543	633	723	814	904	995	1302	1411	1519	1628	1808	1921	2034	2034
64	233	280	327	373	467	560	653	747	840	933	1232	1344	1456	1568	1680	1867	1983	2100	2100
66	241	289	337	385	481	578	674	770	866	963	1271	1386	1502	1617	1805	1925	2045	2166	2166
68	248	298	347	397	496	595	694	793	893	992	1309	1428	1547	1666	1859	1983	2107	2231	2231
70	255	306	357	408	510	613	715	817	919	1225	1348	1470	1593	1715	1914	2042	2169	2264	2264
72	315	378	441	504	630	756	882	1008	1134	1260	1386	1512	1638	1838	1969	2100	2231	2264	2264

Glass for Round Lite Kits:
 to fit in kits 12" \$ 495
 18" \$ 965
 24" \$ 1,195

With GT-118 glazing tape supplied (loose) for both sides:
 Add \$4.45 per square foot to each piece of glass.

Pyran® F

Meets CPSC 16CFR 1201 Cat. I & II impact safety requirements
 Etched with UL fire-rating classification on each piece.
 Odd inch or fractional sizes, use next largest size
 Full sheet = 43" x 77"

WIDTH

	5	6	7	8	10	12	14	16	18	20	22	24	26	28	30	32	34	36
4	187	187	187	187	187	187	187	187	187	187	187	187	187	187	187	187	187	187
6	187	187	187	187	187	187	187	187	187	187	187	187	203	218	234	250	265	281
8	187	187	187	187	187	187	187	187	187	208	229	250	270	291	312	333	354	375
10	187	187	187	187	187	187	187	208	234	260	286	312	338	364	390	416	442	468
12	187	187	187	187	187	187	218	250	281	312	343	375	406	437	468	499	531	562
14	187	187	187	187	187	218	255	291	328	364	401	437	473	510	546	583	619	655
16	187	187	187	187	208	250	291	333	375	416	458	499	541	583	624	666	707	749
18	187	187	187	187	234	281	328	375	421	468	515	562	609	655	702	749	796	843
20	187	187	187	208	260	312	364	416	468	520	572	624	676	728	780	832	884	936
22	187	187	187	229	286	343	401	458	515	572	629	687	744	801	858	915	973	1030
24	187	187	218	250	312	375	437	499	562	624	687	749	811	874	936	999	1061	1124
26	187	203	237	270	338	406	473	541	609	676	744	811	879	947	1014	1082	1150	1217
28	187	218	255	291	364	437	510	583	655	728	801	874	947	1019	1092	1165	1238	1311
30	187	234	273	312	390	468	546	624	702	780	858	936	1014	1092	1170	1248	1326	1404
32	187	250	291	333	416	499	583	666	749	832	915	999	1082	1165	1248	1332	1415	1498
34	187	265	309	354	442	531	619	707	796	884	973	1061	1150	1238	1326	1415	1503	1592
36	234	281	328	375	468	562	655	749	843	936	1030	1124	1217	1311	1404	1498	1592	1685
38	247	296	346	395	494	593	692	791	889	988	1087	1186	1285	1384	1482	1581	1680	1779
40	260	312	364	416	520	624	728	832	936	1040	1144	1248	1352	1456	1560	1664	1768	2247
42	273	328	382	437	546	655	765	874	983	1092	1202	1311	1420	1529	1638	1748	2228	2359
44	286	343	401	458	572	687	801	915	1030	1144	1259	1373	1488	1602	1716	2197	2334	2472
46	299	359	419	479	598	718	837	957	1077	1196	1316	1436	1555	1675	1794	2297	2440	2584
48	312	375	437	499	624	749	874	999	1124	1248	1373	1498	1623	1748	2247	2397	2547	2696
50	325	390	455	520	650	780	910	1040	1170	1300	1430	1560	1690	2185	2341	2497	2653	2809
52	338	406	473	541	676	811	947	1082	1217	1352	1488	1623	1758	2272	2434	2597	2759	2921
54	351	421	492	562	702	843	983	1124	1264	1404	1545	1685	2191	2359	2528	2696	2865	3033
56	364	437	510	583	728	874	1019	1165	1311	1456	1602	1748	2272	2447	2622	2796	2971	3277
58	377	453	528	603	754	905	1056	1207	1358	1508	1659	2172	2353	2534	2715	2896	3205	3394
60	390	468	546	624	780	936	1092	1248	1404	1560	1716	2247	2434	2622	2809	2996	3316	3511
62	403	484	564	645	806	967	1129	1290	1451	1612	1774	2322	2515	2709	2902	3225	3426	3628
64	416	499	583	666	832	999	1165	1332	1498	1664	2197	2397	2597	2796	2996	3329	3537	3745
66	429	515	601	687	858	1030	1202	1373	1545	1716	2266	2472	2678	2884	3218	3433	3647	3862
68	442	531	619	707	884	1061	1238	1415	1592	1768	2334	2547	2759	2971	3316	3537	3758	3979
70	455	546	637	728	910	1092	1274	1456	1638	2185	2403	2622	2840	3058	3413	3641	3869	4037
72	562	674	786	899	1124	1348	1573	1798	2022	2247	2472	2696	2921	3277	3511	3745	3979	4037
74	577	693	808	924	1155	1386	1617	1848	2072	2309	2540	2771	3002	3368	3608	3849	4037	4037
76	593	712	830	949	1186	1423	1660	1897	2132	2372	2609	2846	3083	3459	3706	3953	4037	4037
77	601	721	841	961	1202	1442	1682	1922	2159	2403	2643	2884	3254	3504	3755	4037	4037	4037

With GT-118 glazing tape supplied (loose) for both sides: Add \$4.45 per square foot to each piece of glass.

Glass for Round Lite Kits:

to fit in kits	12"	\$ 820
	18"	1,585
	24"	1,965



Pyran® L, Superlite™ I-20, Superlite™ II-XL Glass

Pyran® L

3/8" Thick
Full sheet = 43" x 77"

Call for quote

SuperLite™ I-20

1/4" Thick

Call for quote

SuperLite™ II-XL

45 Minute 3/4" Thick
60 Minute 1-1/8" Thick
90 Minute 1-1/2" Thick

Call for quote

Replacement Fasteners

Fasteners are finished to match Lite or Louver. Specify color when ordering separately.

Standard Fasteners:

L-GLF100-TB	Thru-Bolts (TB)	\$2.30 / EA.
	Torx Security Thru-Bolts	3.65 / EA.
L-GLF100/L-GLF100-SP	#6 x 1-3/4" Truss Head SMS	.39 / EA.
	#6 x 1-3/4" TORX	1.85 / EA.
L-GLF100-SP	#6 x 1" Truss Head SMS	.37 / EA.
L-700-RX, L-1800, L-1900	#8 x 3/4" Oval Phillips head SMS	.35 / EA.
	#8 x 3/4" Torx Security SMS	1.75 / EA.
L-FRA100	#8 x 1-3/4" Oval Phillips Head SMS	.42 / EA.
L-FRA100-SP	#8 x 1-1/4" Oval Phillips Head SMS	.38 / EA.
	#8 x 1-3/4" Oval Phillips Head SMS	.42 / EA.
	#8 x 1-3/4" Torx Security SMS	2.00 / EA.
L-700, L-A700, L-75	#8 x 3/4" Phillips Head TEK	.40 / EA.
L-VGLF series	#8 x 1" Phillips Oval TEK	.44 / EA.
	#8 x 1/2" hex washer TEK	.48 / EA.

1/4" Wired Glass - Diamond

Etched with UL Fire-rating classification on each piece up to 1,296 sq. inches visible area - 54" max. width or height
 Odd inch or fractional sizes, use next largest size
 Under 3" - call for quote
 Full sheet = 48" x 100"

		WIDTH																	
		5	6	7	8	10	12	14	16	18	20	22	24	26	28	30	32	34	36
HEIGHT	4	48	48	48	48	48	48	48	48	48	48	48	48	48	48	48	48	48	48
	6	48	48	48	48	48	48	48	48	48	48	48	48	52	56	60	64	68	72
	8	48	48	48	48	48	48	48	48	48	53	59	64	69	75	80	85	91	96
	10	48	48	48	48	48	48	48	53	60	67	73	80	87	93	100	107	113	120
	12	48	48	48	48	48	48	56	64	72	80	88	96	104	112	120	128	136	144
	14	48	48	48	48	48	56	65	75	84	93	103	112	121	131	140	149	159	168
	16	48	48	48	48	53	64	75	85	96	107	117	128	139	149	160	171	181	192
	18	48	48	48	48	60	72	84	96	108	120	132	144	156	168	180	192	204	216
	20	48	48	48	53	67	80	93	107	120	133	147	160	173	187	200	213	227	240
	22	48	48	48	59	73	88	103	117	132	147	161	176	191	205	220	235	249	264
	24	48	48	56	64	80	96	112	128	144	160	176	192	208	224	240	256	272	288
	26	48	52	61	69	87	104	121	139	156	173	191	208	225	243	260	277	295	312
	28	48	56	65	75	93	112	131	149	168	187	205	224	243	261	280	299	317	336
	30	48	60	70	80	100	120	140	160	180	200	220	240	260	280	300	320	340	360
	32	48	64	75	85	107	128	149	171	192	213	235	256	277	299	320	341	363	384
	34	48	68	79	91	113	136	159	181	204	227	249	272	295	317	340	363	385	408
	36	60	72	84	96	120	144	168	192	216	240	264	288	312	336	360	384	408	432
	38	63	76	89	101	127	152	177	203	228	253	279	304	329	355	380	405	431	456
	40	67	80	93	107	133	160	187	213	240	267	293	320	347	373	400	427	453	576
	42	70	84	98	112	140	168	196	224	252	280	308	336	364	392	420	448	571	605
44	73	88	103	117	147	176	205	235	264	293	323	352	381	411	440	563	598	634	
46	77	92	107	123	153	184	215	245	276	307	337	368	399	429	460	589	626	662	
48	80	96	112	128	160	192	224	256	288	320	352	384	416	448	576	614	653	691	
50	83	100	117	133	167	200	233	267	300	333	367	400	433	560	600	640	680	720	
52	87	104	121	139	173	208	243	277	312	347	381	416	451	582	624	666	707	749	
54	90	108	126	144	180	216	252	288	324	360	396	432	562	605	648	691	734	778	
56	93	112	131	149	187	224	261	299	336	373	411	448	582	627	672	717	762	840	
58	97	116	135	155	193	232	271	309	348	387	425	557	603	650	696	742	822	870	
60	100	120	140	160	200	240	280	320	360	400	440	576	624	672	720	768	850	900	
62	103	124	145	165	207	248	289	331	372	413	455	595	645	694	744	827	878	930	
64	107	128	149	171	213	256	299	341	384	427	563	614	666	717	768	853	907	960	
66	110	132	154	176	220	264	308	352	396	440	581	634	686	739	825	880	935	990	
68	113	136	159	181	227	272	317	363	408	453	598	653	707	762	850	907	963	1020	
70	117	140	163	187	233	280	327	373	420	560	616	672	728	784	875	933	992	1035	
72	144	173	202	230	288	346	403	461	518	576	634	691	749	840	900	960	1020	1035	

Glass for Round Lite Kits:
 to fit in kits 12" \$188
 18" \$360
 24" \$468

With GT-118 glazing tape supplied (loose) for both sides:
 Add \$4.45 per square foot to each piece of glass

With GT-9800 intumescent glazing tape supplied (loose) for both sides:
 Add \$16.75 per square foot to each piece of glass

Does NOT comply with IBC 2006 or newer requirements for use in doors or sidelights. Allowed only in non-hazardous locations defined in IBC



TEMPERED GLASS - 1/4"

Meets CPSC 16CFR 1201 Cat. I & II impact safety requirements
Minimum 11" height. Full sheet = 84" x 144"
Odd inch or fractional sizes, use next largest size

		W I D T H															
		6	8	10	12	14	16	18	20	22	24	26	28	30	32	34	36
H E I G H T	12	54	54	54	54	54	54	54	54	54	54	54	54	54	54	54	54
	14	54	54	54	54	54	54	54	54	54	54	54	54	54	72	72	72
	16	54	54	54	54	54	54	54	54	54	54	54	72	72	72	72	72
	18	54	54	54	54	54	54	54	54	54	54	72	72	72	72	90	90
	20	54	54	54	54	54	54	54	54	72	72	72	72	90	90	90	90
	22	54	54	54	54	54	54	54	72	72	72	72	90	90	90	108	108
	24	54	54	54	54	54	54	54	72	72	72	90	90	90	108	108	108
	26	54	54	54	54	54	54	72	72	72	90	90	108	108	108	126	126
	28	54	54	54	54	54	72	72	72	90	90	108	108	108	126	126	126
	30	54	54	54	54	54	72	72	90	90	90	108	108	126	126	144	144
	32	54	54	54	54	72	72	72	90	90	108	108	126	126	144	144	144
	34	54	54	54	54	72	72	90	90	108	108	126	126	144	144	162	162
	36	54	54	54	54	72	72	90	90	108	108	126	126	144	144	162	162
	38	54	54	54	72	72	90	90	108	108	126	126	144	144	162	162	180
	40	54	54	54	72	72	90	90	108	126	126	144	144	162	162	180	180
	42	54	54	54	72	90	90	108	108	126	126	144	162	162	180	180	198
	44	54	54	72	72	90	90	108	126	126	144	144	162	180	180	198	198
	46	54	54	72	72	90	108	108	126	144	144	162	162	180	198	198	216
	48	54	54	72	72	90	108	108	126	144	144	162	180	180	198	216	216
	50	54	54	72	90	90	108	126	126	144	162	180	180	198	216	216	234
52	54	54	72	90	108	108	126	144	144	162	180	198	198	216	234	234	
54	54	54	72	90	108	108	126	144	162	162	180	198	216	216	234	252	
56	54	72	72	90	108	126	126	144	162	180	198	198	216	234	252	252	
58	54	72	90	90	108	126	144	162	162	180	198	216	234	234	252	270	
60	54	72	90	90	108	126	144	162	180	180	198	216	234	252	270	270	
62	54	72	90	108	126	126	144	162	180	198	216	234	234	252	270	288	
64	54	72	90	108	126	144	144	162	180	198	216	234	252	270	288	288	
66	54	72	90	108	126	144	162	180	198	198	216	234	252	270	288	306	
68	54	72	90	108	126	144	162	180	198	216	234	252	270	288	306	306	
70	54	72	90	108	126	144	162	180	198	216	234	252	270	288	306	324	
72	54	72	90	108	126	144	162	180	198	216	234	252	270	288	306	324	

With GT-118 glazing tape supplied (loose) for both sides: Add \$4.45 per square foot to each piece of glass.

Glass for Round Lite Kits:

to fit in kits	12"	\$185
	18"	345
	24"	460

LAMINATED GLASS - 1/4"

Meets CPSC 16CFR 1201 Cat. I & II impact safety requirements

Minimum size 3". Full sheet sizes 60" x 120", 72" x 96"

Odd inch or fractional sizes, use next largest size

WIDTH

	6	8	10	12	14	16	18	20	22	24	26	28	30	32	34	36
4	123	123	123	123	123	123	123	123	123	123	123	123	123	123	123	123
6	123	123	123	123	123	123	123	123	123	123	123	123	123	123	123	123
8	123	123	123	123	123	123	123	123	123	123	123	123	123	123	123	123
10	123	123	123	123	123	123	123	123	123	123	123	123	123	123	123	123
12	123	123	123	123	123	123	123	123	123	123	123	123	123	123	123	123
14	123	123	123	123	123	123	123	123	123	123	123	123	123	123	164	164
16	123	123	123	123	123	123	123	123	123	123	123	123	164	164	164	164
18	123	123	123	123	123	123	123	123	123	123	123	164	164	164	164	205
20	123	123	123	123	123	123	123	123	123	164	164	164	164	205	205	205
22	123	123	123	123	123	123	123	164	164	164	164	205	205	205	246	246
24	123	123	123	123	123	123	123	164	164	164	205	205	205	246	246	246
26	123	123	123	123	123	123	164	164	164	205	205	246	246	246	287	287
28	123	123	123	123	123	164	164	164	205	205	246	246	246	287	287	287
30	123	123	123	123	123	164	164	205	205	205	246	246	287	287	328	328
32	123	123	123	123	164	164	164	205	205	246	246	287	287	328	328	328
34	123	123	123	123	164	164	205	205	246	246	287	287	328	328	369	369
36	123	123	123	123	164	164	205	205	246	246	287	287	328	328	369	369
38	123	123	123	164	164	205	205	246	246	287	287	328	328	369	369	410
40	123	123	123	164	164	205	205	246	287	287	328	328	369	369	410	410
42	123	123	123	164	205	205	246	246	287	287	328	369	369	410	410	451
44	123	123	164	164	205	205	246	287	287	328	328	369	410	410	451	451
46	123	123	164	164	205	246	246	287	328	328	369	369	410	451	451	492
48	123	123	164	164	205	246	246	287	328	328	369	410	410	451	492	492
50	123	123	164	205	205	246	287	287	328	369	410	410	451	492	492	533
52	123	123	164	205	246	246	287	328	328	369	410	451	451	492	533	533
54	123	123	164	205	246	246	287	328	369	369	410	451	492	492	533	574
56	123	164	164	205	246	287	287	328	369	410	451	451	492	533	574	574
58	123	164	205	205	246	287	328	369	369	410	451	492	533	533	574	615
60	123	164	205	205	246	287	328	369	410	410	451	492	533	574	615	615
62	123	164	205	246	287	287	328	369	410	451	492	533	533	574	615	656
64	123	164	205	246	287	328	328	369	410	451	492	533	574	615	656	656
66	123	164	205	246	287	328	369	410	451	451	492	533	574	615	656	697
68	123	164	205	246	287	328	369	410	451	492	533	574	615	656	697	697
70	123	164	205	246	287	328	369	410	451	492	533	574	615	656	697	738
72	123	164	205	246	287	328	369	410	451	492	533	574	615	656	697	738

With GT-118 glazing tape supplied (loose) for both sides: Add \$4.45 per square foot to each piece of glass.

Glass for Round Lite Kits:

to fit in kits	12"	\$385
	18"	450
	24"	515



Insulated Tempered, Polycarbonate Glass, Glazing Tape & Accessories

Prices per Sq. FT. on this page apply to each piece of glass, rounded up to the next whole foot.

Insulated Tempered Glass - 1" Thick

Each Piece:

1-5 Sq. Feet \$225 / EA.
6 or more Sq. Ft. \$45 per Sq. FT.

With GT-118 Glazing Tape supplied both sides
Add \$4.45 per Sq. FT.

Minimum height = 11"
Full sheet = 84" x 144"

Packaged with Lite Kit - Use glass pricing with
glazing tape, plus lite kit

Polycarbonate - 1/4" Thick

Each Piece:

All Sizes \$68 per Sq. FT.

With GT-118 Glazing Tape supplied both sides
Add \$4.45 per Sq. FT.

Full sheet = 48" x 96"

Packaged with Lite Kit - Use glass pricing with
glazing tape, plus lite kit

For round Lite Kits:
to fit in

12" \$175
18" 385
24" 688

Polycarbonate - 1/2" Thick

Each Piece:

All Sizes \$100 per Sq. FT.

With GT-118 Glazing Tape supplied both sides
Add \$4.45 per Sq. FT.

Full Sheet = 48" x 96"

Packaged with Lite Kit (L-FRA100-SP or
L-GLF100-SP - for 1-3/4" door with 1/2" glass) -
Use glass pricing with glazing tape, plus lite kit

Glazing Tape and Accessories

Closed cell PVC foam Glazing Tape

GT-116 3/8" wide x 1/16" thick \$80 /200' roll
GT-118 3/8" wide x 1/8" thick \$55 /100' roll
GT-132 3/8" wide x 1/32" thick \$79 /200' roll

Butyl Rubber Glazing Tape

GT-16 3/8" wide x 1/16" thick \$26 /50' roll

Intumescent Glazing Tape

GT-9800 1/2" x 1/16" thick \$2.00/ FT.

Accessories

L-Clips \$2.95 / EA.
Touch-up spray paint - 12 oz. cans* \$37 / EA.
Colors: BPR, CAB, DKB, GPZ, MW, PTY, T, WB
*Ground Shipments to Continental US only.

Door Edges and Astragals

	Door Edges		Astragals	
	540 542	541 543 545	550, 552, 560, 562, 570, 572, 574	551, 553, 555, 561, 563
Door Height	Ea.	Set	Ea.	Set
4'0"	42			
6'8"	70	99	80	116
7'0"	72	101	82	118
8'0"	82	116	94	134
9'0"	93	131	107	150
10'0"	105	146	120	165

Stainless Steel, #4 Brushed Finish				
	Door Edges		Astragals	
	540SS 542SS	541SS 543SS, 545SS	550SS, 552SS, 560SS, 562SS, 570SS, 572SS, 574SS	551SS, 553SS, 555SS, 561SS 563SS
Door Height	EA.	Set	EA.	Set
4'0"	103			
6'8"	175	245	200	290
7'0"	180	250	205	295
8'0"	206	286	234	331
9'0"	232	321	263	372
10'0"	257	358	292	414

Options:

Special door thicknesses - 1-3/8", 2", 2-1/4"

Add \$20

Hardware Preps: Lock faces, strikes, flush bolts

Add \$19 per cut out

Galvanneal

Add 20%

Lead lined

Add \$26 / FT.

Torx Security screws #8 x 3/4"

Add \$1.75 / FT.

Finishes other than Tan, DKB, GPZ, BPR, CAB, PTY

Add 15%

	Door Aligning Astragals	
	565, 575	565SS, 575SS
9" Height	EA.	EA.
Blank	33	81
ASA	53	102
FB	53	102
T	53	102



NATIONAL GUARD PRODUCTS, INC.

Phone: 800-647-7874

Fax: 800-255-7874

www.ngp.com

orders@ngp.com

Continuous Geared Hinges

Bulk pack any order - 5% Discount

- Does not apply to hinge option charges
- Only applies to line items of 2 or more.

Freight prepaid and allowed \$1500 net separately or combined with other products within continental US.

Model	83"	Prices are Each			
		83" Std. Bulk Pack	85"	95"	119"
HD1100A	148	140.60 EA. 6-pack	148	192	299
HD1100A-LL	168		168	212	319
HD1100DKB	192		192	247	392
HD1100DKB-LL	212		212	267	412
HD1400A	158		158	200	299
HD1400A-LL	178		178	220	319
HD1400DKB	198		198	258	392
HD1400DKB-LL	218		218	278	412
HD1800A	158		158	200	299
HD1800A-LL	178		178	220	319
HD1800DKB	198		198	258	392
HD1800DKB-LL	218		218	278	412
HD2100A	222	210.90 EA. 4-pack	222	271	473
HD2100DKB	259		259	333	529
HD2400A	154	146.30 EA. 6-pack	154	200	299
HD2400A-LL	174		174	220	319
HD2400DKB	194		194	252	381
HD2400DKB-LL	214		214	272	401
HD2700A	170		170	215	333
HD2700A-LL	190		190	235	353
HD2700DKB	220		220	277	429
HD2700DKB-LL	240		240	297	449
HD4100A	270		270	359	546
HD4100A-LL	290		290	379	566
HD4100DKB	363		363	459	713
HD4100DKB-LL	383		383	479	733
HD4200A	270		270	359	546
HD4200DKB	364		364	459	713
HD5300A	218		218	273	439
HD5300DKB	288		288	349	595
HD5400A	225		225	278	450
HD5400DKB	288		288	349	595
HD5700A	222	210.90 EA. 4-pack	222	271	474
HD5700DKB	259		259	333	529

Options:

1/2 Wood Screwsno charge
 Torx Screws
 (TEK & T.B. M.S.) 30.00

Anti-Ligature Hospital Tips:
 ALHT (Concealed Models Only) . 90.00
 TIPIT® LG (Surface Models) . . 120.00

Cut Hinge to Net Length . . . 15.00
 Dutch Door Prep 95.00
 Electric Options on next page



Continuous Geared Hinges

Electric Options:

ETW8	450.00
ETW8-MOLEX	485.00
EPT PREP	95.00

Replacement Electric Thru Wire Sections:

HD1100A-ETW8	490.00 / EA.
HD1100DKB-ETW8	495.00 / EA.
HD2400A-ETW8	490.00 / EA.
HD2400DKB-ETW8	495.00 / EA.
HD2700A-ETW8	495.00 / EA.
HD2700DKB-ETW8	500.00 / EA.
HD1100A-ETW8-MOLEX	525.00 / EA.
HD1100DKB-ETW8-MOLEX	530.00 / EA.
HD2400A-ETW8-MOLEX	525.00 / EA.
HD2400DKB-ETW8-MOLEX	530.00 / EA.
HD2700A-ETW8-MOLEX	525.00 / EA.
HD2700DKB-ETW8-MOLEX	530.00 / EA.

Replacement Fastener Covers:

	<u>Finish</u>	<u>83"</u>	<u>85"</u>	<u>95"</u>	<u>119"</u>
Door Leaf	A	36	36	43	50
	DKB	45	45	53	61
Frame Leaf	A	37	37	44	51
	DKB	46	46	54	62

Replacement Fasteners:

	<u>Finish</u>	<u>83", 85", 95", 119"</u>
Screw Pack Concealed Models HD1100, HD1400, HD1800, HD2400, HD2700, HD4100. Specify model and length.	A	13.50
	DKB	13.50
Screw Pack Surface Models HD2100, HD4200, HD5300, HD5400, HD5700. Specify model and length.	A	28.50
	DKB	28.50
Screw Pack 1/2 Wood Screws	A	11.00
	DKB	11.00
Screw Pack Torx (includes TEK & T.B. M.S.)	A	30.00
	DKB	30.00

Accessories:

TIPIT® LG.	125.00 / EA.
--------------------	--------------

Stainless Steel Continuous Hinges

Freight prepaid and allowed \$1500 net separately or combined with other products within continental US.

Model	83"	85"	95"	119"
SS300	395	425	456	677
SS302	555	646	646	918
SS304	508	585	585	774
SS305	528	559	589	918
SS306	523	620	620	805
SS311	518	595	595	815
SS315	410	441	472	738

Torx Screws	55.00
Anti-Ligature Hospital Tip	80.00
Cut Net Length.	50.00
Dutch Door Prep	100.00
Polished US32 (629).	450.00
Welded Tips	75.00
ETW8	550.00
EPT Prep.	88.00

Replacement Electric Thru Wire Section: ETW8-SS	460.00
---	--------

	83"	95"
Replacement Fastener Cover - SS Hinge . . .	50	55
Replacement Screw Pack SS300	28	
Screw Pack Torx - SS Hinge	55	












Sliding Door Hardware

Stainless Steel Sets:

Part No.	Length	Price
<u>Top Mount</u>		
SLSS1-6	78-3/4"	495
SLSS1-6-SC	78-3/4" with soft close	575
SLSS1-8	98-7/16"	550
SLSS1-8-SC	98-7/16" with soft close	630
<u>Side Mount</u>		
SLSS2-6	78-3/4"	615
SLSS2-6-SC	78-3/4" with soft close	695
SLSS2-8	98-7/16"	670
SLSS2-8-SC	98-7/16" with soft close	750
Option: Cut Track to Net Length — \$100		

Stainless Steel Components:

Part No.	Length	Price
SLSS-BS 	Bracket Spacer	22.50 / EA.
SLSS-DS 	Door Stop	40.00 / EA.
SLSS-FG 	Floor Guide	17.00 / EA.
SLSS1-H 	Hanger - Top Mount	90.00 / EA.
SLSS2-H 	Hanger - Side Mount.	130.00 / EA.
SLSS-6 	Track 78-3/4"	198.00 / EA.
SLSS-8 	Track 98-7/16"	253.00 / EA.
SLSS-6-SC 	Track with soft close 78-3/4".	303.00 / EA.
SLSS-8-SC 	Track with soft close 98-7/16"	358.00 / EA.