



Radio Control
ROBO WARRIOR DISC SHOOTER
Instructions

AGES
6+

CONTENTS



ROBO WARRIOR



REMOTE CONTROL

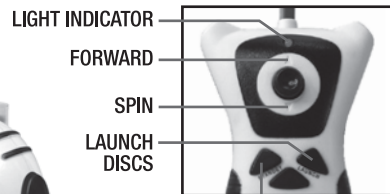



16 FOAM DISCS

INITIALISE



To shoot foam discs:
Press **STANDBY**
wait a few seconds
then press
LAUNCH.



STANDBY



IMPORTANT

Turn to the OFF position when not in use.

This device complies with Part 15 of the FCC Rules. Operation is subject to the following two conditions:
(1) this device may not cause harmful interference, and
(2) this device must accept any interference received, including interference that may cause undesired operation.

BATTERY INSTALLATION

WARNING: DO NOT USE RECHARGEABLE BATTERIES (i.e., Nickel Cadmium) We recommend the use of alkaline batteries.

Remove the battery cover by removing the screw and lifting up the cover.


Robo Warrior

Install 4 X 1.5V AA batteries into Robo Warrior ensuring the correct polarity (+/-) as shown.

Controller

Install 2 X 1.5V AA batteries into the controller ensuring the correct polarity (+/-) as shown.

Replace the battery cover ensuring you also replace the screw.



BATTERY SAFETY INFORMATION

1. Do not mix old and new batteries.
2. Do not mix alkaline, standard (carbon-zinc), or rechargeable (nickel-cadmium) batteries.
3. Only batteries of the same or equivalent type as recommended are to be used.
4. Batteries are to be inserted with the correct polarity.
5. Exhausted batteries are to be removed from the product.
6. The supply terminals are not to be short-circuited.
7. Non-rechargeable batteries are not to be recharged.
8. Rechargeable batteries are to be removed from the product before being charged.
9. Rechargeable batteries are only to be charged under adult supervision.
10. Dispose of battery(ies) safely.
11. Do not dispose of this product in a fire. The batteries inside may explode or leak.

WARNING

Changes or modifications to this unit not expressly approved by the party responsible for compliance could void the user's authority to operate the equipment.

NOTE: This equipment has been tested and found to comply with the limits for a Class B digital device, pursuant to Part 15 of the FCC Rules. These limits are designed to provide reasonable protection against harmful interference in a residential installation. This equipment generates, uses and can radiate radio frequency energy and, if not installed and used in accordance with the instructions, may cause harmful interference to radio communications. However, there is no guarantee that interference will not occur in a particular installation.

If this equipment does cause harmful interference to radio or television reception, which can be determined by turning the equipment off and on, the user is encouraged to try to correct the interference by one or more of the following measures:

- Reorient or relocate the receiving antenna.
- Connect the equipment into an outlet on a circuit different from that to which the receiver is connected.
- Increase the separation between the equipment and receiver.
- Consult the dealer or an experienced radio/TV technician for help.

**This device and its antenna must not be co-located or operating in conjunction with any other antenna or transmitter.

This radio communication device complies with all the requirements of Industry Canada Standard RSS-310

OFFICIAL LICENSED PRODUCT

©2012 Discovery Communications, LLC. Discovery Kids and the Discovery Kids logo are trademarks of Discovery Communications, LLC, used under license. All rights reserved www.discoverykids.com

Retain the packaging and manual for future reference as they contain important information.

©NKOK, Inc. All rights reserved.

Distributed by NKOK, Inc. Irwindale, CA 91706

Customer Toll Free Number (USA): 888-656-5869 Email Address: CustomerService@nkok.com

Printed in China

#9331

