

[illegible][illegible]

PROJECT INFORMATION	
Project #	PHX-21892050-01-PPR-1
Name:	Nuheara IQbuds
AW Description:	QSG
Other:	
Veritiv Design P/N:	PHX-21892050-01-PPR-1C
Veritiv AW P/N:	PHX-21892050-01-PPR-1C ART-1A
Customer P/N:	
Customer AW P/N:	TBD
ECO#:	TBD
Printing Method:	CMYK+ PMS 185C + PMS 10102 C + AQ Matte Overall

Project #	PHX-21892050-01-PPR-1
Name:	Nuheara IQbuds
AW Description:	QSG
Other:	
Veritiv Design P/N:	PHX-21892050-01-PPR-1C
Veritiv AW P/N:	PHX-21892050-01-PPR-1C ART-1A
Customer P/N:	
Customer AW P/N:	TBD
ECO#:	TBD
Printing Method:	CMYK+ PMS 185C + PMS 10102 C + AQ Matte Overall

C O A T I N G S			
AQUEOUS:	<input checked="" type="checkbox"/>	GLOSS: SPOT <input type="checkbox"/> OVERALL <input type="checkbox"/>	
		MATTE: SPOT <input type="checkbox"/> OVERALL <input checked="" type="checkbox"/>	
UV:	<input type="checkbox"/>	GLOSS: SPOT <input type="checkbox"/> OVERALL <input type="checkbox"/>	
		MATTE: SPOT <input type="checkbox"/> OVERALL <input type="checkbox"/>	
PPLAM:	<input type="checkbox"/>	GLOSS: <input type="checkbox"/>	SPECIAL: <input type="checkbox"/>
		MATTE: <input type="checkbox"/>	SEE SPECIAL INSTRUCTIONS BELOW
SPECIAL: 105G Art Matte Paper			

AQUEOUS: <input checked="" type="checkbox"/>		GLOSS: SPOT <input type="checkbox"/> OVERALL <input type="checkbox"/>	
UV: <input type="checkbox"/>		MATTE: SPOT <input type="checkbox"/> OVERALL <input checked="" type="checkbox"/>	
PPLAM: <input type="checkbox"/>		GLOSS: <input type="checkbox"/> SPECIAL: <input type="checkbox"/> SEE SPECIAL INSTRUCTIONS BELOW	
MATTE: <input type="checkbox"/>			
SPECIAL: 105G Art Matte Paper			

SEPARATIONS	
	Process Black
	Process Cyan
	Process Magenta
	Process Yellow
	PMS 185 C
	PMS 10102C
	AQ Matte Overall

Process Black
Process Cyan
Process Magenta
Process Yellow
PMS 185 C
PMS 10102C
AQ Matte Overall

Although this artwork has been checked and reviewed for accuracy,
it is the responsibility of the client to make all final approvals prior to release. **Please double check.**
This print is not color accurate, this is a CMYK representation.
Please refer to Match or Pantone color chips for correct color.
UPC/EAN codes are for **FPO only**, live verified codes to be set by Separator or Printer.
Printer to add all necessary bleeds.



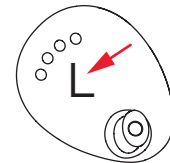
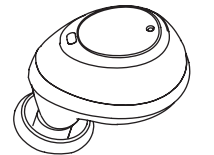


QUICK START GUIDE

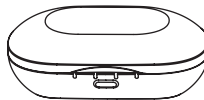
LET'S GET STARTED!

IN THE BOX

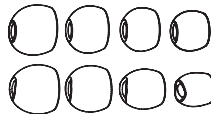
IQbuds – Left & Right



Charging/Carrying Case



Ear Tips

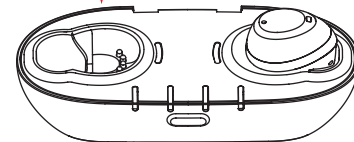
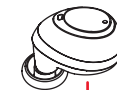


USB Cord



CHARGE

STEP 1

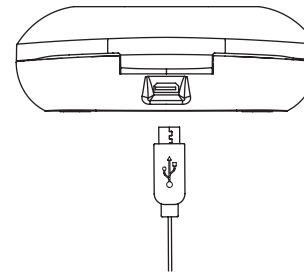


Place earbuds in case.

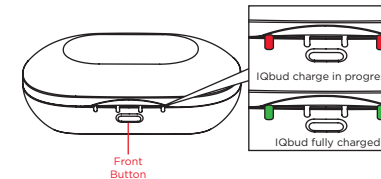
NOTE: The left and right earbuds can go in either slot in the charger.

STEP 2

Close the case lid to charge IQbuds. Connect the case to a USB power source to charge case and buds. Time to fully charge earbuds: 1.5 hours. Time to fully charge case: 2.5 hours.



CHARGE INDICATORS



Earbuds

When you close the lid, the earbud charge status displays for 5 seconds then switches off. Pressing the front button for 2 seconds (“short press”) displays the earbud charge status for another 5 seconds. Opening the lid displays the earbud charge status on the inner LEDs for 5 seconds. Red lights indicate charge in progress. Two green lights mean they are fully charged.



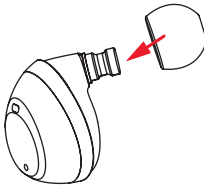
Charging Case

With the lid closed and pressing the front button for longer than 2 seconds (“long press”) displays the main battery charge status on the front LEDs for 5 seconds. 4 green lights means the case is fully charged.

NOTE: “Short press” displays earbud charging status, “long press” displays case charging status.


FIT

STEP 1



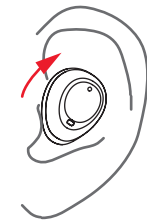
Try different sizes to get the best fit. The ear tip should seal the ear to deliver the best music quality and noise reduction.

STEP 2




Insert bud with tip down.

STEP 3



Rotate bud toward the back of your head. Bud should be seated snugly within the ear at a slight angle.

GET THE APP



PAIR WITH YOUR DEVICE

STEP 1

Remove IQbuds from charge case.

STEP 2

Put on IQbuds.

STEP 3

Press and hold tap-touch sensor for 5 seconds. IQbuds will play a notification sound.

STEP 4

You can now pair with your device.

CONTROLS

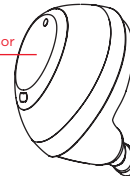
LEFT

	MUSIC	PHONE CALL
Tap	Play/pause	Answer Call
Double Tap	Activate Siri / Google Now	
Long Tap		Reject / Hang up Call
5s Very Long Tap	Activate Pairing Mode	

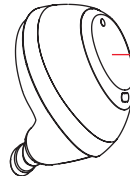
RIGHT

	ENVIRONMENT
Tap	Toggle SINC on/off
Double Tap	Activate Siri/Google Now
Long Tap	Switch Location Profile
5s Very Long Tap	Activate Pairing Mode

Left tap-touch sensor



Right tap-touch sensor



More Information

SUPPORT

www.nuheara.com/support

WARRANTY

www.nuheara.com/warranty

REGISTER

www.nuheara.com/register

SAFETY INFORMATION

www.nuheara.com/safety

MANUAL

www.nuheara.com/manual

TERMS & CONDITIONS

www.nuheara.com/terms

RETURN POLICY

www.nuheara.com/return-policy

CONNECT WITH US



THIS PAGE DOES NOT PRINT

REVISION HISTORY

OPERATOR	DESCRIPTION
BZ	11.18.16 Preliminary Release
BZ	11.28.16 Added French
BZ	12.20.16 Added text

PROJECT INFORMATION

Project #	PHX-21892050-01-PPR-3
Name:	Nuheara IQbuds
AW Description:	Regulatory Insert
Other:	
Veritiv Design P/N:	PHX-21892050-01-PPR-3B
Veritiv AW P/N:	PHX-21892050-01-PPR-3B-ART-1C
Customer P/N:	DOC1000003 REV02
Customer AW P/N:	TBD
ECO#:	TBD
Printing Method:	Black

IMPORTANT:

Although this artwork has been checked and reviewed for accuracy, it is the responsibility of the client to make all final approvals prior to release. **Please double check.** This print is not color accurate, this is a CMYK representation. Please refer to Match or Pantone color chips for correct color. **UPC/EAN** codes are for **FPO only**, live verified codes to be set by Separator or Printer. Printer to add all necessary bleeds.

COATINGS

AQUEOUS:	<input type="checkbox"/>	GLOSS: SPOT <input type="checkbox"/>	OVERALL <input type="checkbox"/>
		MATTE: SPOT <input type="checkbox"/>	OVERALL <input type="checkbox"/>
UV:	<input type="checkbox"/>	GLOSS: SPOT <input type="checkbox"/>	OVERALL <input type="checkbox"/>
		MATTE: SPOT <input type="checkbox"/>	OVERALL <input type="checkbox"/>
PPLAM:	<input type="checkbox"/>	GLOSS: <input type="checkbox"/>	SPECIAL: <input type="checkbox"/>
		MATTE: <input type="checkbox"/>	SEE SPECIAL INSTRUCTIONS BELOW
SPECIAL:			

SEPARATIONS

Process Black



Veritiv™

2460 East Germann Road Suite #2 Chandler, AZ. 85286

Nuheara IQbuds™ Important Information



Hearing Safety

Listening at high volume levels may damage your hearing. Do not listen at high volume levels for long periods and set the volume to a safe level.

IQbuds are not hearing aids and are not intended to diagnose, treat, cure or alter the structure or function of the body. IQbuds will not restore normal hearing and will not prevent or improve a hearing impairment resulting from organic conditions. IQbuds™ are intended to amplify environmental sound for non-hearing impaired consumers. They are not intended to compensate for hearing impairment or to address listening situations that are typically associated with and indicative of hearing loss.

Battery

Nuheara IQbuds™ and the Charge Case include rechargeable lithium ion batteries. Do not attempt to replace the IQbuds™ battery of the accompanying battery yourself. You could damage the battery which could cause overheating, fire or injury. Batteries in this product are only serviceable by Nuheara or an authorised service agent and should be returned to Nuheara for service or replacement.

CAUTION

RISK OF EXPLOSION IF BATTERY IS REPLACED
BY AN INCORRECT TYPE.
DISPOSE OF USED BATTERIES ACCORDING TO
THE INSTRUCTIONS.

IQbuds™ and the Charge Case should not be recharged in temperatures exceeding 45C or 113F or when conditions are expected to exceed these temperatures. Doing so could result in overheating, fire or injury.

FCC Compliance Statement

This device complies with part 15 of the FCC Rules. Operation is subject to the following two conditions:

- (1) This device may not cause harmful interference, and
- (2) this device must accept any interference received, including interference that may cause undesired operation.

Note: This equipment has been tested and found to comply with the limits for a Class B digital device, pursuant to part 15 of the FCC Rules. These limits are designed to provide reasonable protection against harmful interference in a residential

installation.

This equipment generates, uses and can radiate radio frequency energy and, if not installed and used in accordance with the instructions, may cause harmful interference to radio communications. However, there is no guarantee that interference will not occur in a particular installation. If this equipment does cause harmful interference to radio or television reception, which can be determined by turning the equipment off and on, the user is encouraged to try to correct the interference by one or more of the following measures:

- Reorient or relocate the receiving antenna.
- Increase the separation between the equipment and receiver.
- Connect the equipment into an outlet on a circuit different from that to which the receiver is connected.
- Consult the dealer or an experienced radio/TV technician for help.

Notice: Any changes or modifications not expressly approved by the party responsible for compliance could void your authority to operate the equipment.

FCC Radio Exposure Information

This equipment complies with FCC radiation exposure limits set forth for an uncontrolled environment. End users must follow the specific operating instructions for satisfying RF exposure compliance. This transmitter must not be co-located or operating in conjunction with any other antenna or transmitter.

IC Compliance Statement

This device complies with Industry Canada license-exempt RSS standard(s). Operation is subject to the following two conditions:

- (1) This device may not cause harmful interference, and
- (2) this device must accept any interference received, including interference that may cause undesired operation.

CAN ICES-3(B)/NMB-3(B)

IC Declaration de Conformité

Le présent appareil est conforme aux CNR d'Industrie Canada applicables aux appareils radio exempts de licence.

L'exploitation est autorisée aux deux conditions suivantes :

- 1) l'appareil ne doit pas produire de brouillage
- 2) l'appareil doit accepter tout brouillage radioélectrique subi, même si le brouillage est susceptible d'en compromettre le fonctionnement

CAN ICES-3(B)/NMB-3(B)

IC Radio Exposure Information

This equipment complies with Canada radiation exposure limits set forth for uncontrolled environments. This transmitted

must not be co-located or operating in conjunction with any other antenna or transmitter.

IC Information sur l'exposition aux champs des radiofréquences

Cet appareil est conforme aux limites d'exposition du Canada imposées aux environnements non contrôlée. La émission ne doit pas être co-localisée ou opérer en conjonction avec d'autres antennes ou transmetteurs.

Statement of Exposure to Radiation

This device complies with the IC RSS-102 RF exposure limit set forth for an uncontrolled environment and are safe for intended operation as described in this manual.

Déclaration d'exposition aux radiations

Cet appareil est conforme aux limites d'exposition aux rayonnements Canada établies au pour un environnement non contrôlé et ne présente pas de risque dans le cadre d'une utilisation conforme à celle décrite dans ce manuel.

EU Compliance Statement

Nuheara Ltd hereby declares that this wireless device is in compliance with the essential requirements and other relevant provisions of the R&TTE directive. A copy of the EU Declaration of Conformity is available by writing to Nuheara Ltd at: Unit 5, 28 John St, Northbridge, WA, Australia 6003 or emailing support@nuheara.com

Charge Case Rated Voltage

The rated voltage range is 4.40V to 5.25V

Information on Disposal for Users of Waste Electrical & Electronic Equipment (WEEE)

This symbol on the product(s) and / or accompanying documents means that used electrical and electronic products should not be mixed with general household waste. For proper treatment, recovery and recycling, please take this product(s) to designated collection points where it will be accepted free of charge.



Alternatively, in some countries you may be able to return your products to your local retailer upon purchase of an equivalent new product.

Disposing of this product correctly will help save valuable resources and prevent any potential negative effects on human health and the environment, which could otherwise arise from inappropriate waste handling.

Please contact your local authority for further details of your nearest designated collection point.

Penalties may be applicable for incorrect disposal of this waste, in accordance with your national legislation.

Nuheara 1-Year Limited Warranty Summary

Your Products are warranted against defects in materials and workmanship for a period of one (1) year from the date of original retail purchase (if purchased at a retailer) or one (1) year from the date of shipment (if purchased on the Site) when used in accordance with the applicable usage documentation. If a defect arises during the Warranty Period, Nuheara will, at its option, (1) repair the affected Product at no charge using new parts or parts that are equivalent to new in performance and reliability, (2) exchange the affected Product with a functionally equivalent Product that is new or formed from new and/or previously used parts that are equivalent to new in performance and reliability or, with your consent, a Product that is at least functionally equivalent to the Product it replaces; or (3) refund the original purchase price for the affected Product.

If the Product is exchanged, the replacement product becomes your property and the Product becomes Nuheara's property. When a refund is given, the Product becomes Nuheara's property.

This warranty excludes defects due to normal wear, abuse, shipping damage, or failure to use product in accordance with instructions. This warranty is void in the event of unauthorized repair or modification, or removal or defacing of the product labeling.

Except to the extent precluded by applicable state law, Nuheara is not liable for consequential, incidental, direct or special damages arising, directly or indirectly, in respect of such products or use or failure thereof, whether based on breach of warranty, negligence, strict liability, tort or otherwise.

No Nuheara reseller, agent or employee is authorized to make any modification, extension or addition to this warranty.

Some states and countries do not allow limitations on how long such warranties, conditions, and/or implied terms may last, so the limitation described above may not apply to you. This warranty is offered in addition to rights and remedies conveyed by consumer protection laws and regulations that cannot be statutorily waived, and does not affect your applicable statutory rights. To the extent permitted under applicable law, the duration of any implied warranty shall be one year.

For full Warranty terms and conditions please visit: <http://www.nuheara.com/nuheara-warranty/>

