



GEM-KEYF Key-Fob Transmitter

© NAPCO 2006

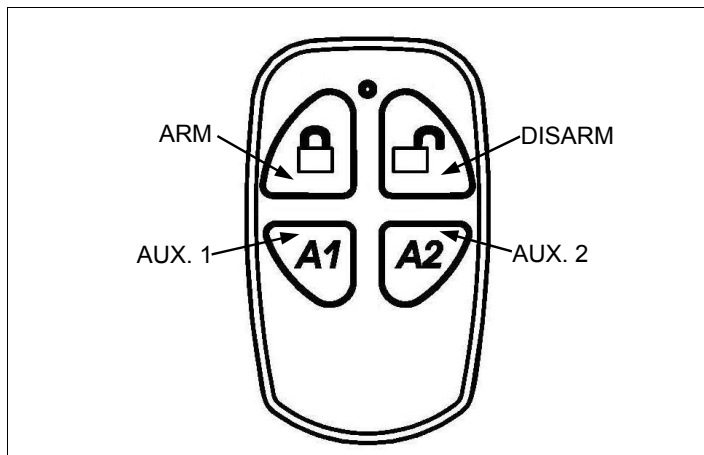
W11361.08 5/06

GENERAL DESCRIPTION

The GEM-KEYF is a multifunction pendant/keychain transmitter compatible with Napco GEM-Series wireless systems. It serves as an area arm/disarm device with two auxiliary functions, and may be used as a police panic and/or auxiliary emergency transmitter. A 3V Lithium coin cell battery (type CR2032) powers the GEM-KEYF transmitter. A flashing LED indication signals a low-battery warning to replace the unit.

The GEM-KEYF leaves the factory as a remote area arm/disarm transmitter with two Auxiliary buttons, A1 and A2. Auxiliary functions are selected by programming Key Fob Transmitter Aux 1 and Aux 2 options: Panic, Auxiliary, or Instant protection. In addition, any of the panel's Relay Groups may be selected for controlling garage doors, exterior lighting, or other applications requiring external relays (RM3000 Relay Modules, optional).

Note: The Aux 1 Button and Aux 2 Button must each be held down for approximately 2 seconds before the respective signal will be sent. The LED will light while the unit is transmitting.



Factory-Supplied Functions: Arm, Disarm, Aux. 1 and Aux. 2

Low-Battery Check. The batteries are checked automatically during any transmission. A low-battery condition will cause the LED to come on and start pulsing for approximately 30 seconds; a low-battery report will be sent to the receiver.

REQUIRED PROGRAMMING

The following information is required for each unit. Refer to the instructions for the control panel and keypad in use for detailed programming information.

- An assigned Key Fob transmitter number
- Area number(s) to which transmitter is applicable
- The 6-digit RF ID code with checksum digit printed on the transmitter (enter all numbers and/or letters, including leading zeros, if any)
- Aux-1 option and Aux-2 option

Note: In UL burglar alarm installations:

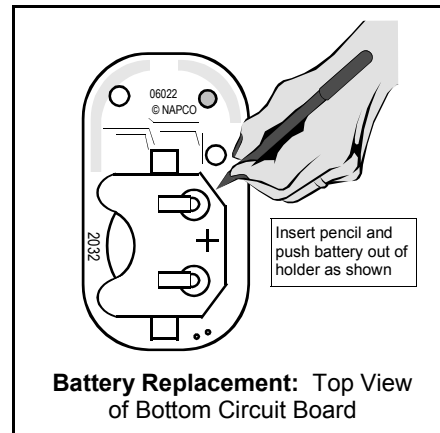
- (1) If the GEM-KEYF is used to arm and/or disarm the sys-

tem, the control panel must be programmed to provide a single chirp on arming and a double chirp on disarming. A listed alarm bell or horn is to be used.

- (2) Program the burglary output for all protection devices.

BATTERY REPLACEMENT


1. Remove keyring from the keyring loop.
2. Carefully insert the edge of a small coin in the notch located in the bottom right corner of the Key-Fob (near the keyring loop). Open the case by gently twisting the coin. Lift off the top cover.
3. With the bottom half of the Key-Fob facing upwards, carefully remove the circuit board.
4. On the bottom side of the circuit board, push the battery out of its metal holder with a sharp pencil. The battery will slide out of its holder as shown in the image below. *Note the orientation of the battery polarity, with its positive side up, before fully removing the battery.*
5. Replace with a new battery, **positive (+) side up**, by sliding the battery into its metal bracket. *Be certain of battery polarity before installation.*
6. Reassemble the case by first placing the circuit board, battery side down, into the Key-Fob base. Place the top of the Key-Fob (with its rubber button/gasket in place) on the Key-Fob base and press to snap the two Key-Fob pieces together.
7. Test the Key-Fob operation.



BUTTON REPLACEMENT

Factory supplied auxiliary buttons can be installed to operate other items, such as outdoor lights. Install as follows:

1. Open the Key-Fob as per the Battery Replacement instructions (above) step 1.
2. With the top cover off, lift and remove the rubber buttons from the inside of the top cover.
3. Replace the rubber buttons with the secondary buttons, (shown at right) reassembling the Key-Fob in the reverse order of disassembly.
4. Test the Key-Fob operation.



NAPCO SECURITY LIMITED WARRANTY



NAPCO SECURITY SYSTEMS, INC. (NAPCO) warrants its products to be free from manufacturing defects in materials and workmanship for *thirty-six months* following the date of manufacture. NAPCO will, within said period, at its option, repair or replace any product failing

to operate correctly without charge to the original purchaser or user.

This warranty shall not apply to any equipment, or any part thereof, which has been repaired by others, improperly installed, improperly used, abused, altered, damaged, subjected to acts of God, or on which any serial numbers have been altered, defaced or removed. Seller will not be responsible for any dismantling or reinstallation charges.

THERE ARE NO WARRANTIES, EXPRESS OR IMPLIED, WHICH EXTEND BEYOND THE DESCRIPTION ON THE FACE HEREOF. THERE IS NO EXPRESS OR IMPLIED WARRANTY OF MERCHANT ABILITY OR A WARRANTY OF FITNESS FOR A PARTICULAR PURPOSE. ADDITIONALLY, THIS WARRANTY IS IN LIEU OF ALL OTHER OBLIGATIONS OR LIABILITIES ON THE PART OF NAPCO.

Any action for breach of warranty, including but not limited to any implied warranty of merchant ability, must be brought within the six months following the end of the warranty period.

IN NO CASE SHALL NAPCO BE LIABLE TO ANYONE FOR ANY CONSEQUENTIAL OR INCIDENTAL DAMAGES FOR BREACH OF THIS OR ANY OTHER WARRANTY, EXPRESS OR IMPLIED, EVEN IF THE LOSS OR DAMAGE IS CAUSED BY THE SELLER'S OWN NEGLIGENCE OR FAULT.

In case of defect, contact the security professional who installed and maintains your security system. In order to exercise the warranty, the product must be returned by the security professional, shipping costs prepaid and insured to NAPCO. After repair or replacement, NAPCO assumes the cost of returning products under warranty. NAPCO shall have no obligation under this warranty, or otherwise, if the product has been repaired by others, improperly installed, improperly used, abused, altered, damaged, subjected to accident, nuisance, flood, fire or acts of God, or on which any serial numbers have been altered, defaced or removed. NAPCO will not be responsible for any dismantling, reassembly or reinstallation charges.

This warranty contains the entire warranty. It is the sole warranty and any prior agreements or representations, whether oral or written, are either merged herein or are ex-

pressly canceled. NAPCO neither assumes, nor authorizes any other person purporting to act on its behalf to modify, to change, or to assume for it, any other warranty or liability concerning its products. In no event shall NAPCO be liable for an amount in excess of NAPCO's original selling price of the product, for any loss or damage, whether direct, indirect, incidental, consequential, or otherwise arising out of any failure of the product. Seller's warranty, as herein above set forth, shall not be enlarged, diminished or affected by and no obligation or liability shall arise or grow out of Seller's rendering of technical advice or service in connection with Buyer's order of the goods furnished thereunder.

NAPCO RECOMMENDS THAT THE ENTIRE SYSTEM BE COMPLETELY TESTED WEEKLY.

Warning: Despite frequent testing, and due to, but not limited to, any or all of the following; criminal tampering, electrical or communications disruption, it is possible for the system to fail to perform as expected. NAPCO does not represent that the product/system may not be compromised or circumvented; or that the product or system will prevent any personal injury or property loss by burglary, robbery, fire or otherwise; nor that the product or system will in all cases provide adequate warning or protection. A properly installed and maintained alarm may only reduce risk of burglary, robbery, fire or otherwise but it is not insurance or a guarantee that these events will not occur. CONSEQUENTLY, SELLER SHALL HAVE NO LIABILITY FOR ANY PERSONAL INJURY, PROPERTY DAMAGE, OR OTHER LOSS BASED ON A CLAIM THE PRODUCT FAILED TO GIVE WARNING. Therefore, the installer should in turn advise the consumer to take any and all precautions for his or her safety including, but not limited to, fleeing the premises and calling police or fire department, in order to mitigate the possibilities of harm and/or damage.

NAPCO is not an insurer of either the property or safety of the user's family or employees, and limits its liability for any loss or damage including incidental or consequential damages to NAPCO's original selling price of the product regardless of the cause of such loss or damage.

Some states do not allow limitations on how long an implied warranty lasts or do not allow the exclusion or limitation of incidental or consequential damages, or differentiate in their treatment of limitations of liability for ordinary or gross negligence, so the above limitations or exclusions may not apply to you. This Warranty gives you specific legal rights and you may also have other rights which vary from state to state.

This device complies with part 15 of the FCC Rules. Operation is subject to the following two conditions: (1) this device may not cause harmful interference, and (2) this device must accept any interference received, including interference that may cause undesired operation. **Caution:** Changes or modifications not expressly approved by manufacturer could void the user's authority to operate the equipment.

Napco Security Systems, Inc.
333 Bayview Avenue
Amityville, New York 11701
For Sales and Repairs, (800) 645-9445
For Technical Service, (800) 645-9440