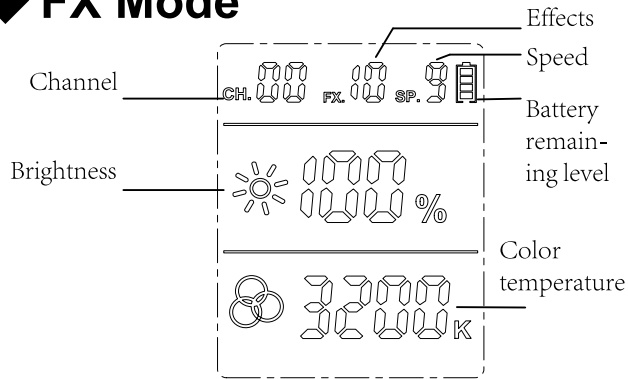


## ◆ FX Mode



FX mode extends the functionality of the scene. If the controlled light does not have FX mode, adjust the SP and FX values and the light will not change.

Channel: The value range is CH00~CH16.

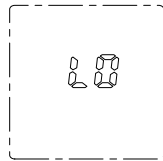
Brightness: The value range is 10%~100%.

Color temperature: The value range is 3200K~5600K.

Effects: The value range is FX1~FX10.

Speed: The value range is SP0~SP9.

Battery remaining level: When the bottom squares flicker, the battery is low .

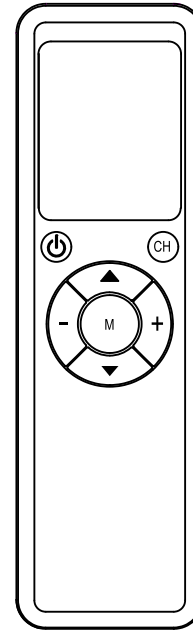


LO: the battery is low.All operations are prohibited. Make sure the battery is installed correctly and has enough power.

# NEEWER<sup>®</sup>

## Operating Instruction

### 2.4G Wireless Remote Control

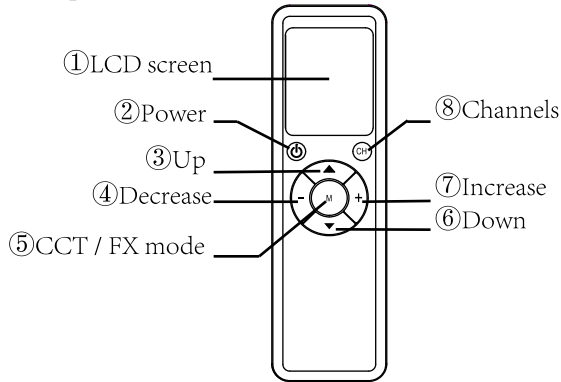


# RC-B

## ◆ Specifications

Model	RC-B
Battery type	( AAA X 2) Separated to buy
Wireless frequency	2.4 GHz
remote distance	≥ 30 M
Channels	16
Size	150 mm x 45 mm x 15 mm

## ◆ Operation

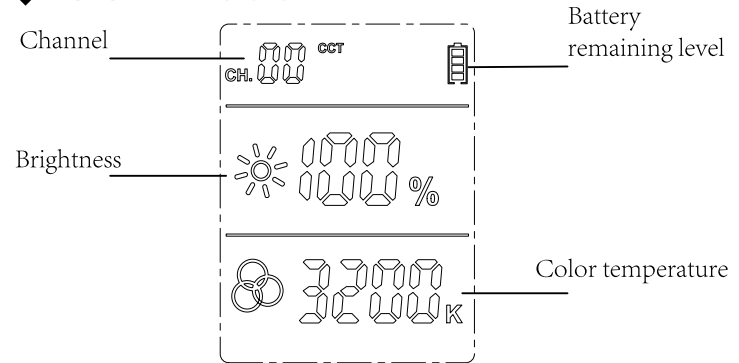


Note: 1.CH00 controls all lights. If separate control is required, make sure that the CH value on the remote control is the same as the CH value for the light. 2.If the controlled light does not have FX mode, adjust the SP and FX values and the light will not change.

- ① LCD screen: 2 minutes keyless operation, LCD off.
- ② Power: LCD off, short press power button to activate the remote control. Short press the Power button to turn the light on or off.
- ③ Up: Move up to the position where the parameter value needs to be adjusted.

- ④ Decrease: Gradually reduce the value of the parameter to be adjusted until the end of the minimum.
- ⑤ CCT / FX mode: Choose CCT or FX mode. FX mode extends the functionality of the scene. If the controlled light does not have FX mode, adjust the SP and FX values and the light will not change.
- ⑥ Down: Move down to the position where the parameter value needs to be adjusted.
- ⑦ Increase: Gradually Increase the value of the parameter to be adjusted until the end of the maximum.
- ⑧ Channels: Select or exit adjustments to the CH value. When the CH value stops blinking, the adjustment to the CH value will automatically exit.

## ◆ CCT Mode



Channel: The value range is CH00~CH16.

Brightness: The value range is 10%~100%.

Color temperature: The value range is 3200K~5600K.

Battery remaining level: When the bottom squares flicker, the battery is low .

## FCC Statement

This device complies with part 15 of the FCC rules. Operation is subject to the following two conditions:

(1) this device may not cause harmful interference, and (2) this device must accept any interference received, including interference that may cause undesired operation.

Changes or modifications not expressly approved by the party responsible for compliance could void the user's authority to operate the equipment.

NOTE: This equipment has been tested and found to comply with the limits for a Class B digital device, pursuant to part 15 of the FCC Rules. These limits are designed to provide reasonable protection against harmful interference in a residential installation. This equipment generates uses and can radiate radio frequency energy and, if not installed and used in accordance with the instructions, may cause harmful interference to radio communications. However, there is no guarantee that interference will not occur in a particular installation. If this equipment does cause harmful interference to radio or television reception, which can be determined by turning the equipment off and on, the user is encouraged to try to correct the interference by one or more of the following measures:

oÿReorient or relocate the receiving antenna.

oÿIncrease the separation between the equipment and receiver.

oÿConnect the equipment into an outlet on a circuit different from that to which the receiver is connected.

oÿConsult the dealer or an experienced radio/TV technician for help.

The device has been evaluated to meet general RF exposure requirement. The device can be used in portable exposure condition without restriction.