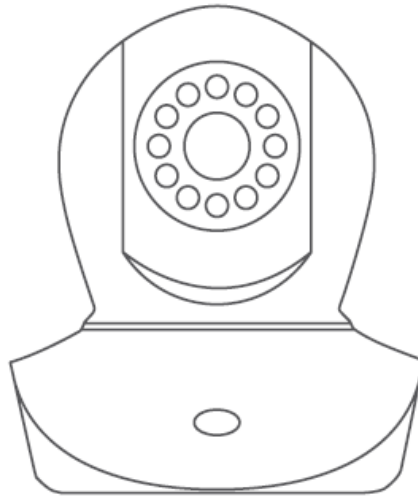


USER MANUAL

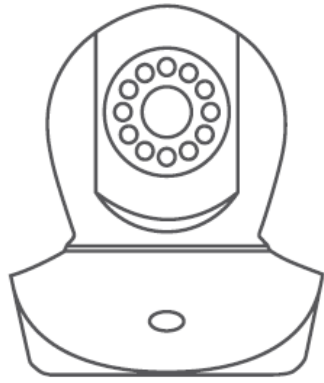
NetVue PT

NetVue HD Internet Pan/Tilt Camera

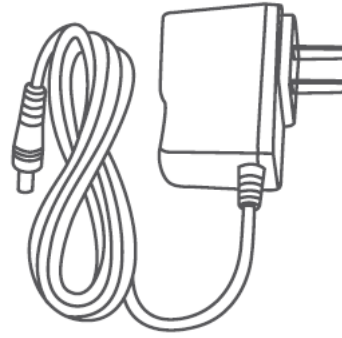
Model No.: NI-3200



1. Packing List



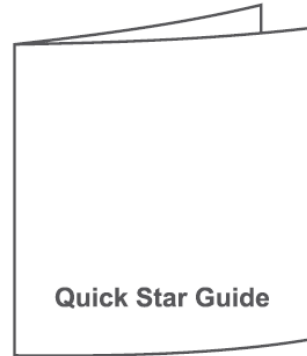
a. HD camera



b. Power adapter



c. Screw accessories

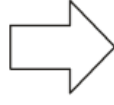


d. Quick Star Guide

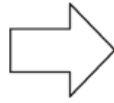
2. APP Set-up



App Store



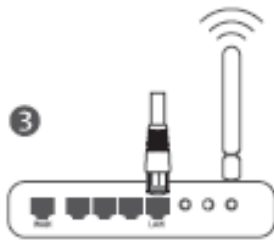
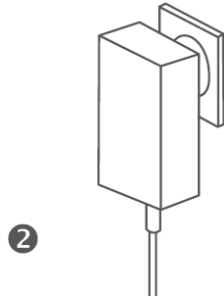
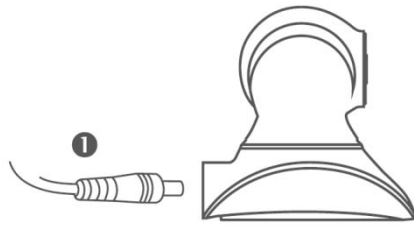
Google play



Scan QR Code to Download Mynetvue APP



3. Connect device



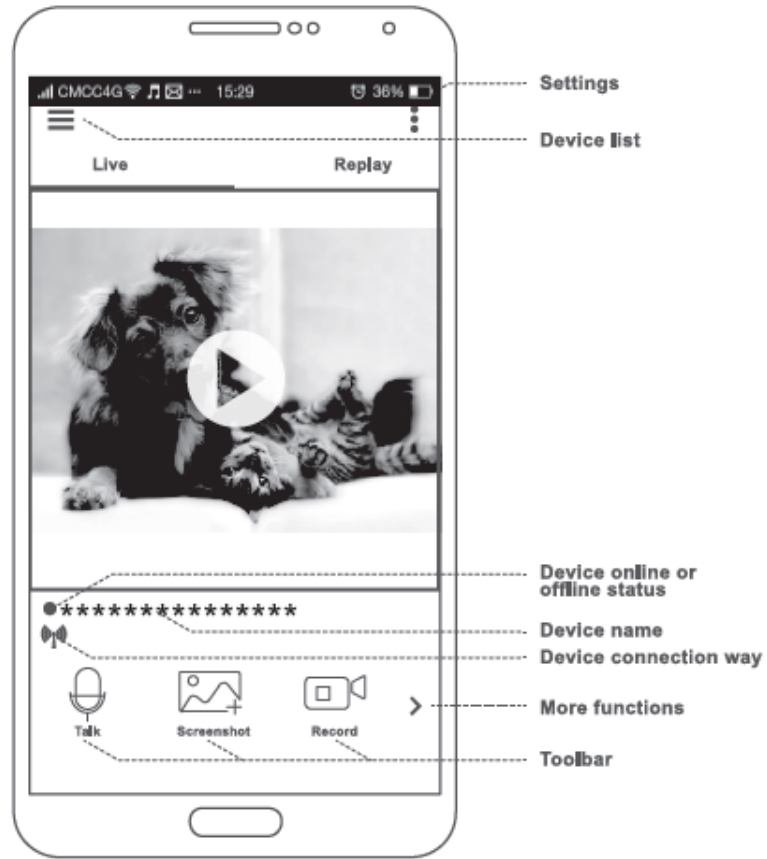
4. Add camera



- Press Reset button on the back of camera,
- and the camera is ready to connect internet.
- Start Mynetvue APP,
- select to register account and login or use local mode.
- Tap on "Add" to set up camera.

5. Use Camera

APP interface introduction





Congratulations!

You have finish all setup. Now you can use this camera to watch what you love anytime anywhere!

Attentions

Better put device in open areas far away from metal, avoid placing behind furniture or near microwave oven. Keep away from the environment where there are audio cable, video cable and data cable winding , or hold space as large as possible. Stay within the range of WIFI signal, as close as possible.

Move device to other places

When you move the device to a new place with different WIFI, please configure WIFI referring to WIFI setting instruction on APP.

FCC STATEMENT :

This device complies with Part 15 of the FCC Rules.
Operation is subject to the following two conditions:

- (1) This device may not cause harmful interference, and
- (2) This device must accept any interference received, including interference that may cause undesired operation.

Warning: Changes or modifications not expressly approved by the party responsible for compliance could void the user's authority to operate the equipment.

NOTE: This equipment has been tested and found to comply with the limits for a Class B digital device, pursuant to Part 15 of the FCC Rules. These limits are designed to provide reasonable protection against harmful interference in a residential installation. This equipment generates uses and can radiate radio frequency energy and, if not installed and used in accordance with the instructions, may cause harmful interference to radio communications. However, there is no guarantee that interference will not occur in a particular installation. If this equipment does cause harmful interference to radio or television reception, which can be determined by turning the equipment off and on, the user is encouraged to try to correct the interference by one or more of the following measures:

- ◆ Reorient or relocate the receiving antenna.
- ◆ Increase the separation between the equipment and receiver.
- ◆ Connect the equipment into an outlet on a circuit different from that to which the receiver is connected.
- ◆ Consult the dealer or an experienced radio/TV technician for help.

FCC Radiation Exposure Statement

This equipment complies with FCC radiation exposure limits set forth for an uncontrolled environment. This equipment should be installed and operated with minimum distance 20cm between the radiator & your body

For more information to visit www.netviewtech.com or scan QRcode follow WeChat public number “netvue”



Netview Technologies (Shenzhen) Co., Ltd.

A501-502, Academy of Aerospace Technology, 10th Kejinan Road, Shenzhen Science Park, Nanshan District, Shenzhen, China

P.C.:518057

Tel:+86-755-86219268

Fax:+86-755-86607322

Email: info@netviewtech.com

<http://www.netviewtech.com>