

Start

Connect your eReader & install the Desktop Application

Important: Make sure you're connected to the Internet before you get started!
System Requirements: 512 MB RAM; 100 MB Hard Drive Space (plus space for any books you add); 1024 x 768 Display

Mac

You'll need Mac® OS X version 10.5 or later (for Intel®)

PC

You'll need Windows® XP (Service Pack 3), Windows Vista®, or Windows 7
If you use anti-virus software you may see prompts asking whether you want to proceed with your Kobo installation — this is normal, and you should allow the installation

1

Connect Your Kobo eReader to Your Mac

Look for the USB cable inside your box. This is also how you charge your eReader. It may take up to 3 hours to fully charge, but you don't have to wait to start your installation.

2

Install the Kobo Desktop Application

Find and double-click the "KOBOReader" icon on your desktop to see the contents of your Kobo eReader.

Next, open the Desktop Installers folder, and then the Mac OS X folder.

Double-click the DesktopInstaller file.

3

Finish

A new Kobo disk image will appear on your desktop.

In the window that appears, drag the Kobo icon to your Applications folder.



Mac

You'll need Mac® OS X version 10.5 or later (for Intel®)

PC

You'll need Windows® XP (Service Pack 3), Windows Vista®, or Windows 7
If you use anti-virus software you may see prompts asking whether you want to proceed with your Kobo installation — this is normal, and you should allow the installation

1

Connect Your Kobo eReader to Your PC

Look for the USB cable inside your box. This is also how you charge your eReader. It may take up to 3 hours to fully charge, but you don't have to wait to start your installation.

2

Go to the Installation Files

When Windows detects your Kobo eReader, select 'Open folder to view files'.

3

Finish Installing the Application



Open the Desktop Installers folder, and then the Windows folder.

Double-click DesktopInstaller.exe, and then follow the prompts to complete your installation.

Shop

Browse from the Kobo Desktop Application, or set up Wi Fi and shop directly from your eReader

Desktop

1

Launch the Kobo Desktop Application and Visit the Kobo Store

WINDOWS USERS
Double-click the Kobo icon on your desktop.

MAC USERS
Double-click the Kobo icon in your Applications folder.



Select SHOP FOR EBOOKS to start browsing.

2

Pick Out the Perfect Book, then Click Buy

Select one of the store links to start shopping.

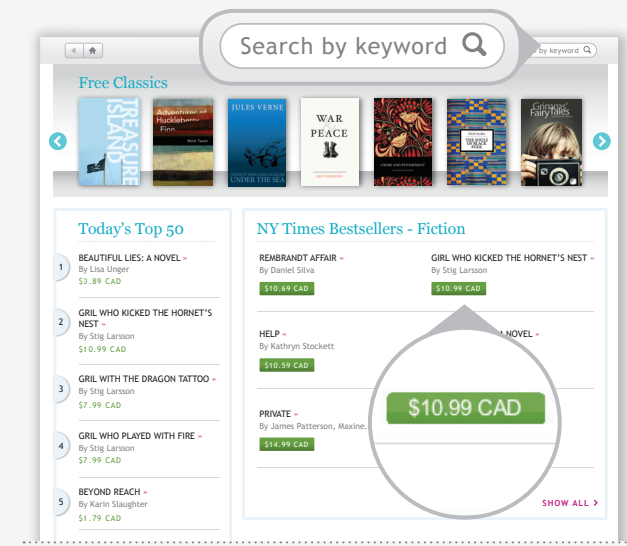
HOME takes you to the main STORE page.

TOP 50 shows you the day's hottest books.

BROWSE CATEGORIES lets you browse for a specific type of book.

RECOMMENDED READING shows you lists of books with a common theme, or recommended by other readers.

You can also search for a specific book using the Search box on every screen.



Select a title to see its synopsis and ratings. Click the green buy button when you find something you like.

3

Sync Your eReader

You can sync your eReader wirelessly or through the Kobo Desktop Application.



SYNC WIRELESSLY
To sync wirelessly, simply select the SHOP button, then select UPDATE LIBRARY.

SYNC USING DESKTOP
Connect your eReader to your computer using the USB cable. Then launch the Kobo Desktop Application and click SYNC.

eReader

1

Shop on the Go! Set Up Your Wireless Connection to the Kobo Store

1 Press the SHOP button.


2 Select SHOP NOW.

Your Kobo eReader lists any wireless networks available in your area.

3 Highlight and select the network you want to join.

If you select a secure network, your eReader will prompt you for a password.

That's it! Once connected, your eReader will take you directly to the Kobo Store.



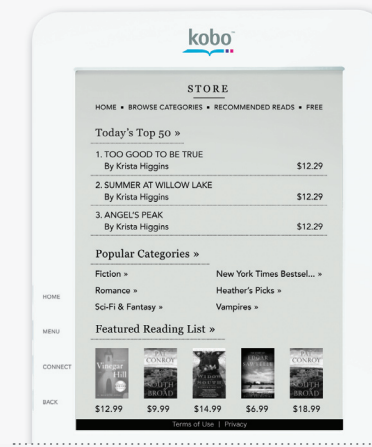
2

Select One of the Store Links to Start Shopping

The eReader STORE has all the same areas you'll find in the Kobo Desktop Application.

You can even search for a specific book. Press the MENU button, then select SEARCH from under STORE.

When you've found the perfect book, click BUY to download it wirelessly. You'll have your new book in minutes, no computer required!

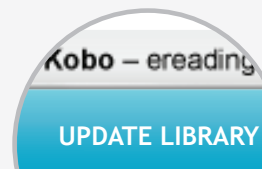


Select a title to see its synopsis and ratings. Click buy when you find something you like.

3

Update your Kobo Desktop Application

To read your new books on your computer, simply launch the Kobo Desktop Application, and then click UPDATE LIBRARY.



You can also access the books you've purchased on select smartphones and tablet. All you have to do is download a Kobo App. For more information visit: www.kobobooks.com/getting_started

Read

Enjoy the Kobo reading experience

eReader

1


Explore Your Library

Press the MENU button to browse different parts of your library. You can visit I'M READING, BOOKS, or DOCUMENTS.

BOOKS holds your 100 free classics, any books from the Kobo Store, library books, and more.

I'M READING lists just those books you're currently reading. It's empty until you open your first book.

DOCUMENTS holds other reading material, such as PDFs.



2

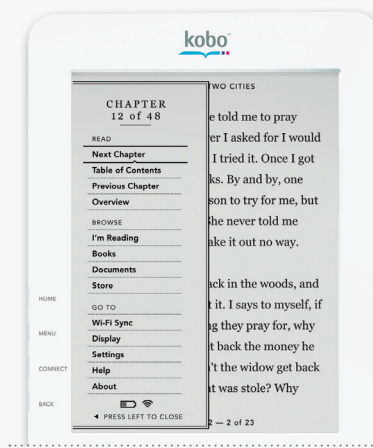
Start Reading!

Simply select a title to open a book, then use the Navigation Pad to turn pages.

Want to jump forward or back? Press the MENU button and select NEXT CHAPTER or PREVIOUS CHAPTER, or select TABLE OF CONTENTS and pick the chapter you want to read.

You can also personalize your reading experience to make reading even more enjoyable. Press the MENU button and select DISPLAY. You can choose from five different type sizes, and two font styles.

You can even change text size as you read by pressing up and down on the Navigation Pad.



3

Sync & Read Anytime, Anyplace

With Kobo, you choose how you want to read. Start a book on your eReader, then pick up where you left off and read on your computer using the Kobo Desktop Application.

On the go? Load a Kobo App onto select smartphones and tablets, and your bookmarks travel with you. Switch from device to device and never lose your place, plus you always have access to your library!

Tip: You can wirelessly sync your library and update your bookmarks using your Kobo eReader. Simply select the SHOP button, then select UPDATE LIBRARY.



Questions

Visit us to find answers, tips, and more

Want more information?

CHECK OUT THE CUSTOMER CARE WEBSITE

Visit <http://help.kobobooks.com>.

There you'll find FAQs and forums that cover:

- Common questions
- Troubleshooting tips
- Using Adobe Digital Editions (ADE) with your eReader
- Reading your books on supported smartphones and other devices

CALL OR EMAIL KOBO CUSTOMER CARE

Email us at any time, 24-hours a day at: help@kobobooks.com

Or to reach us by phone, call the Kobo Help Line for your area:

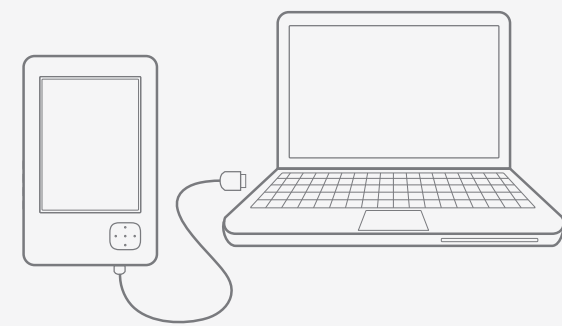
US / Canada EST 8am – 12am 1-866-204-4714	New Zealand 24-hours a day 0800 886 202
Australia 24-hours a day 1800 064 011	

READ THE KOBO eREADER USER GUIDE

You can get the latest PDF version here:

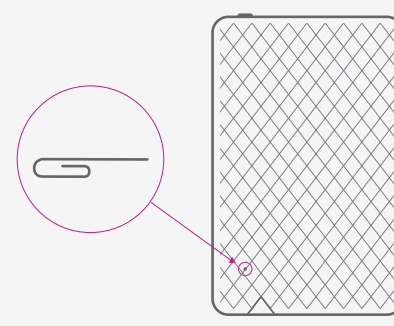
<http://www.koboereader.com/user-guides.html>

Something not working? Try...



CHARGING YOUR KOBO eREADER

Your eReader may be running low on power.



RESETTING YOUR eREADER

Unfold a small paperclip and push the end of it into the hole on the back of your eReader until you feel a firm click. This restarts your eReader, which can take 20 seconds.

Turn the Page to Start Shopping and Reading



Kobo Inc., 364 Richmond St. W., Suite 300 Toronto, Ontario Canada M5V 1X6
© 2010 Kobo Inc. All rights reserved. TMKobo, the Kobo eReader logo and "eReading: anytime, anywhere." are trademarks of Kobo Inc.

New York Times® Best Sellers. The New York Times® is the registered trademark of the New York Times® Company. Harlequin® Copyright ©2000 – 2010 Harlequin Enterprises Limited. All Rights Reserved. © 2010 Bluetooth SIG, Inc. All rights reserved. Windows and Windows Vista are registered trademarks of Microsoft Corporation in the United States and other countries. Mac OS is a trademark of Apple Inc, registered in the U.S. and other countries. Intel is a trademark of Intel Corporation in the U.S. and other countries.

The Kobo eReader User Guide is available on your eReader! Press the MENU button, and then select user guide.

Questions
Whether you want to learn more or you need a bit of help, see how to troubleshoot and get more information.

Read
See how easy it is to read on your new Kobo eReader, and customize the experience to suit your personal reading style.

Shop
Find new books and add them to your Kobo eReader. Learn to shop from the Kobo Desktop Application or wirelessly from your eReader — your choice!

Get Started
Get started in minutes. See a map of your Kobo eReader, and install your free Kobo Desktop Application.

Start Reading in Minutes



Getting Started with your Kobo eReader

Quick Start Guide

Learn more at: kobobooks.com

Kobo is a global eReading service that gives you access to over 2 million titles in the Kobo Store. Select from the latest New York Times® Best Sellers, Harlequin® Romances, thrillers, classics, and more. You can read on your Kobo eReader, on your computer using the Kobo Desktop Application, or on select smartphones and tablets using a free Kobo Application.

Let's Get Started

Getting to know your Kobo eReader

