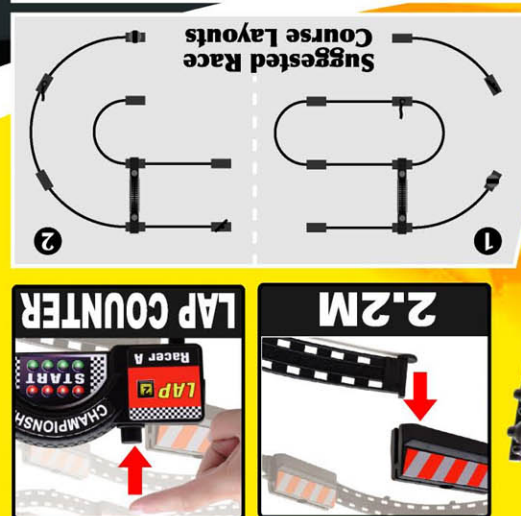


MAZDA trademarks used under license from Mazda Motor Corporation and are used by Kenner Toys Company Ltd. Mitsuishi is a registered trademark of Mitsuishi Motors Corporation used under license. © and Toyota Supra are trademarks of Toyota Motor Corporation. These intellectual properties are used under license. NISSAN, J50Z and SKYLINE GT-R are trademarks and/or intellectual property rights of NISSAN MOTOR CO. LTD. and are used under license to New-Ray Toys Company Ltd. SUBARU trademarks and body designs are properties of FUJII HEAVY INDUSTRIES, LTD. and are used under license to New-Ray Toys Company Limited.




**X-TUNER**™ **1:55 RC/BO DIE-CAST**

Over 7M Transmitter Charge Station

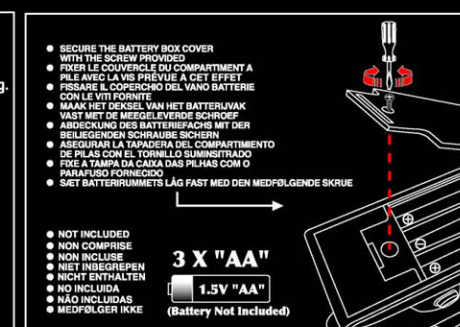


**X-TUNER**™ **1:55 RC/BO DIE-CAST**

**X-TUNER**™ **1:55 DIE-CAST**



- Instructions for battery operated toys**
- 1) Batteries should only be inserted or changed by an adult.
  - 2) Switch the toys to the "off" position before inserting batteries.
  - 3) Insert batteries correctly in the manner shown elsewhere on the toy or packaging.
  - 4) Only use the same type of battery—do not mix brands or types.
  - 5) Replace all batteries at the same time with new ones.
  - 6) Do not mix old and new batteries.
  - 7) Do not leave batteries in the toy for long periods of time when it is not in use.
  - 8) Do not use rechargeable batteries.
  - 9) Remove exhausted batteries from the toy.
  - 10) Dispose of used batteries safely—do not throw on a fire or attempt to open up the outer case.
  - 11) At all times keep small batteries which could be a choking hazard to children out of their reach.
  - 12) Seek medical advice if a small battery has been swallowed by a child.
  - 13) Non-rechargeable batteries are not to be recharged.
  - 14) The supply terminals are not to be short-circuited.



THE RIGHT IS RESERVED TO IMPROVE OR MODIFY SPECIFICATIONS AND TO CHANGE THE COLOR OF THE PRODUCT WITHOUT NOTICE. THE USER SHALL BE RESPONSIBLE FOR THE CORRECT USE OF THE PRODUCT. THE USER SHALL BE RESPONSIBLE FOR THE CORRECT USE OF THE PRODUCT. THE USER SHALL BE RESPONSIBLE FOR THE CORRECT USE OF THE PRODUCT.

NOT SUITABLE FOR CHILDREN UNDER 3 YEARS OLD DUE TO SMALL SIZE OF COMPONENTS. THE USER SHALL BE RESPONSIBLE FOR THE CORRECT USE OF THE PRODUCT. THE USER SHALL BE RESPONSIBLE FOR THE CORRECT USE OF THE PRODUCT.

1:55 SCALE DIE-CAST WITH PLASTICS. ESCALA 1:55 METAL Y PLASTICO. ESCALA 1:55 STANPO CON PLASTICA. 1:55 SCALE DIE-CAST WITH PLASTICS. ESCALA 1:55 METAL Y PLASTICO. ESCALA 1:55 STANPO CON PLASTICA.

CE 0678 New-Ray GmbH Im Eisenhof 77 69555 Pirmasens

New-Ray Spain S.L. Societat Unipersonal Avenida de la Industria, 35 28108 Alcobacera - Madrid

New-Ray Toys (CA) Inc. 5407 Daniels Street China, CA 91710 www.newrayusa.com

New-Ray Toys Co., Ltd. Unit 9, 12<sup>th</sup> Floor Houston Centre 63 Mody Road, Tsinghsatui East Kowloon, Hong Kong www.newray.com

88315 0 93577 88315 2



## **INSTRUCTION SHEET**

(Adult Assembly Required)

Modifications not authorized by the manufacturer may void users authority to operate this device

Warning: Changes or modifications to this unit not expressly approved by the party responsible for compliance could void the user's authority to operate the equipment.

NOTE: This equipment has been tested and found to comply with the limits for a Class B digital device, pursuant to Part 15 of the FCC Rules. These limits are designed to provide reasonable protection against harmful interference in a residential installation. This equipment generates, uses and can radiate radio frequency energy and, if not installed and used in accordance with the instructions, may cause harmful interference to radio communications. However, there is no guarantee that interference will not occur in a particular installation. If this equipment does cause harmful interference to radio or television reception, which can be determined by turning the equipment off and on, the user is encouraged to try to correct the interference by one or more of the following measures:

- Reorient or relocate the receiving antenna.
- Increase the separation between the equipment and receiver.
- Connect the equipment into an outlet on a circuit different from that to which the receiver is connected.
- Consult the dealer or an experienced radio/TV technician for help.

The product may not function if subjected to radiated immunity. If this occurs, after the radiated interference which is self-recoverable.

New-Ray Toys Co., Ltd.  
[www.new-ray.com](http://www.new-ray.com)