

MEMO

THE FCC WANTS YOU KNOW

This device complies with part 15 of the FCC Rules. Operation is subject to the following two conditions:

- (1) This device may not cause harmful interference.
- (2) This device must accept any interference received, including interference that may cause undesired operation.

Your R/C car might cause TV or radio interference even when it is operating properly.

To determine whether your R/C car is causing the interference, turn off your R/C car.


If the interference goes away, your R/C car is causing the interference.

Try to eliminate the interference by:

- Moving your R/C car away from the receiver.
- Contacting your local store for help.


If you cannot eliminate the interference, the FCC requires that you stop using your R/C car.

IT IS VIOLATION OF THE FCC REGULATIONS TO REMODEL OR ALTER THIS DEVICE IN ANYWAY WITHOUT PERMISSION. ANYONE WHO VIOLATES THE REGULATIONS WILL LOSE THE RIGHT TO OPERATE THE DEVICE.



Scale 1:10
Owner's Manual

HYPER JUMP ACTION
RAZER



PRINTED IN A

● Please read carefully before starting to operate.

FEATURES

- 3-channel full function + turbo running + jumping action
- Front & suspension
- Rear-wheel drive
- Equipped with jumping action system
- Detachable rear wing with fans
- 2-motor system (one for driving and one for jumping)

Battery requirements:

Vehicle: 1 x 9.6 V Ni-Cd battery pack

Transmitter: 1 x 9V(006P/6F22)

OPERATING SAFETY RULES

Select a **SAFE** place to operate your vehicle. Do not drive in the street. Avoid driving on **SAND** or through puddles of **WATER**. These hazards can impair performance. Check the surface ahead of you and watch for obstacles.

The radio receiver in your vehicle and transmitter are sensitive instruments. Do not leave Vehicle or Transmitter near sources of **HEAT** or under **DIRECT SUNLIGHT** for long periods of time.

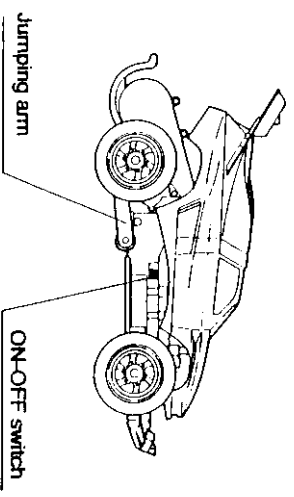
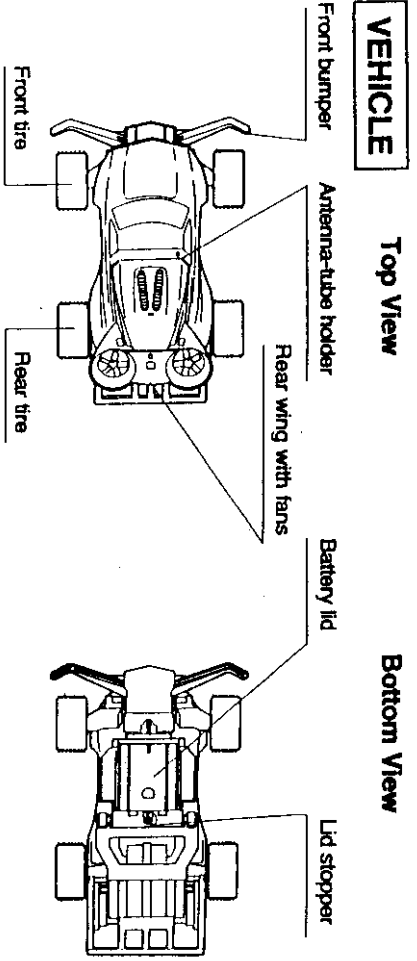
Avoid leaving Vehicle or Transmitter **OUTSIDE OVERNIGHT**. **NIGHT DAMPNESS IS HARMFUL** to **INTERIOR MECHANISM**.



RADIO INTERFERENCE: Sometimes erratic behaviour or loss of control of vehicle is the result of interference caused by high tension wires, high voltage transformers certain types of building, concrete walls or narrow places where **RADIO SIGNALS** sent from your transmitter **MAY BE SCATTERED** thus making it **DIFFICULT** for your vehicle to receive a **GOOD RADIO SIGNAL**. If you encounter this type of behaviour or loss of control, **CHANGE TO A DIFFERENT LOCATION**.

You will encounter **INTERFERENCE** if **ANOTHER** radio controlled vehicle or **CB** radio is operating in the vicinity on your **SAME FREQUENCY**.

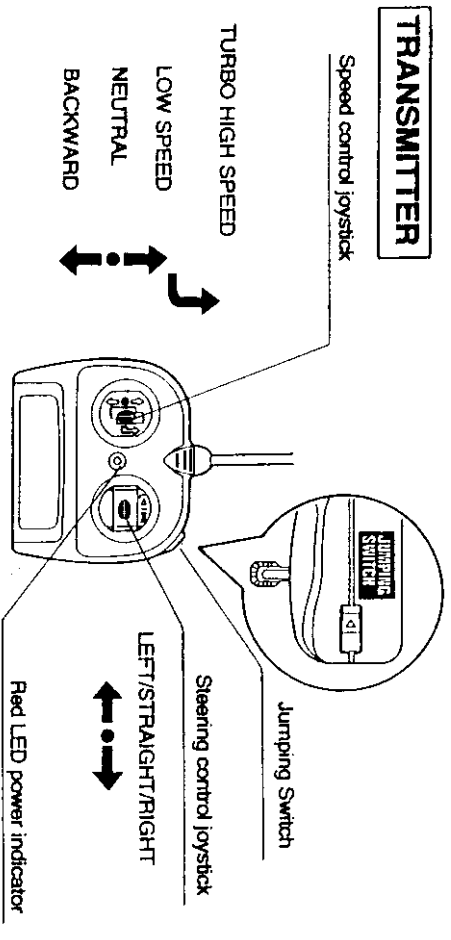
NAMES OF PARTS



Cleaning and maintenance:
This toy vehicle needs periodic maintenance and cleaning.

Warning to the parents
The charger for the Ni-Cd battery pack needs periodic inspection to see that the lead wires, plugs, outer case, and other parts are not damaged in any way. If any of the parts are damaged, do not use the charger until it is completely repaired.

Caution
Keep out of reach of small children under 36 months old as there is danger of getting hurt.



MEMO

THE FCC WANTS YOU KNOW

This device complies with part 15 of the FCC Rules. Operation is subject to the following two conditions:

- (1) This device may not cause harmful interference.
- (2) This device must accept any interference received, including interference that may cause undesired operation.

Your R/C car might cause TV or radio interference even when it is operating properly.

To determine whether your R/C car is causing the interference, turn off your R/C car.

If the interference goes away, your R/C car is causing the interference.

Try to eliminate the interference by:

- Moving your R/C car away from the receiver.
- Contacting your local store for help.


If you cannot eliminate the interference, the FCC requires that you stop using your R/C car.

IT IS VIOLATION OF THE FCC REGULATIONS TO REMODEL OR ALTER THIS DEVICE IN ANYWAY WITHOUT PERMISSION. ANYONE WHO VIOLATES THE REGULATIONS WILL LOSE THE RIGHT TO OPERATE THE DEVICE.


Scale 1:14

Owner's Manual

HYPER JUMP ACTION RAZER



PRINTED IN MALAYSIA



- Please read carefully before starting to operate.

FEATURES

- 3-channel full function + turbo running + jumping action
- Front & suspension
- Rear-wheel drive
- Equipped with jumping action system
- Detachable rear wing with fans
- 2-motor system (one for driving and one for jumping)

Battery requirements:

Vehicle: 1 x 9.6 V Ni-Cd battery pack


Transmitter: 1 x 9V(006P/6F22)

RATING SAFETY RULES

Use a **SAFE** place to operate your vehicle. Do not drive in the street. Avoid driving **WID** or through puddles of **WATER**. These hazards can impair performance. the surface ahead of you and watch for obstacles.

Do not use a radio receiver in your vehicle and transmitter are sensitive instruments. Do not use your vehicle or Transmitter near sources of **HEAT** or under **DIRECT SUNLIGHT** for long periods of time.

Do not leave your Vehicle or Transmitter **OUTSIDE OVERNIGHT**. **DAMPNESS IS HARMFUL** to **INTERIOR MECHANISM**.



RF INTERFERENCE: Sometimes erratic behaviour or loss of control of the vehicle is the result of interference caused by high tension wires, high voltage transformers certain types of building, concrete walls or narrow places where **WIRELESS SIGNALS** sent from your transmitter **MAY BE SCATTERED** thus making it **DIFFICULT** for your vehicle to receive a **GOOD RADIO SIGNAL**. If you encounter this type of behaviour or loss of control, **CHANGE TO A DIFFERENT FREQUENCY**.

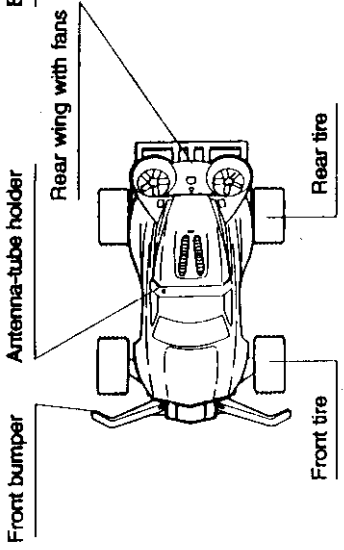
Your vehicle will encounter **INTERFERENCE** if **ANOTHER** radio controlled vehicle or **CB** radio is operating in the vicinity on your **SAME FREQUENCY**.

Cleaning and maintenance: This toy vehicle needs periodic maintenance and cleaning. **Warning to the parents:** The charger for the Ni-Cd battery pack needs periodic inspection to see that the lead wires, plugs, outer case, and other parts are not damaged in any way. If any of the parts are damaged, do not use the charger until it is completely repaired. **Caution:** Keep out of reach of small children under 36 months old as there is danger of getting hurt.

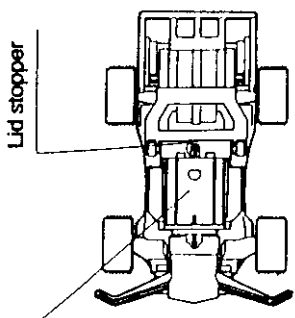
NAMES OF PARTS

VEHICLE

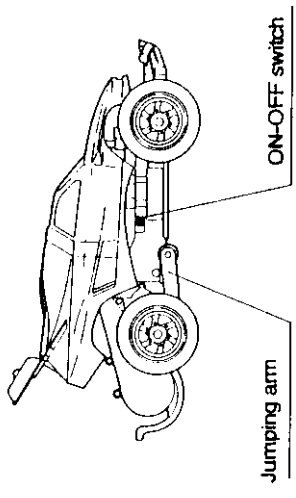
Top View



Bottom View



Side View



TRANSMITTER

